


Mike Rozier, I-Back (4,780 yards)



Andra Franklin, Fullback (1,738 yards)




Eric Crouch, Quarterback (3,434 yards)

1,000-Yard Career Rushers

(Totals do not include bowl games from 1946 to 2001. The NCAA began including bowl games in statistics in 2002. 100G indicates career 100-yard rushing games including bowl performances.)

Player	Position	Years	Att.	Gain	Loss	Net	Avg.	TD	100G
1.	Mike Rozier, IB,	1981-82-83	668	4,837	57	4,780	7.16	49	26
2.	Ahman Green, IB,	1995-96-97	574	3,989	109	3,880	6.76	42	20
3.	Eric Crouch, QB,	1998-99-00-01	648	3,950	516	3,434	5.30	59	17
4.	Calvin Jones, IB,	1991-92-93	461	3,215	62	3,153	6.84	40	16
5.	Ken Clark, IB,	1987-88-89	494	3,112	75	3,037	6.15	29	12
6.	I.M. Hipp, IB,	1977-78-79	495	2,913	99	2,814	5.68	21	10
7.	Lawrence Phillips, IB,	1993-94-95	449	2,886	109	2,777	6.18	30	15
8.	Dahrran Diedrick, IB,	1999-00-01-02	502	2,837	92	2,745	5.47	26	8
9.	Cory Ross, IB,	2002-03-04-05	597	2,877	134	2,743	4.59	17	12
10.	Derek Brown, IB,	1990-91-92	458	2,784	85	2,699	5.89	23	12
11.	Jammal Lord, QB,	2000-01-02-03	516	3,118	545	2,573	4.99	24	8
12.	Correll Buckhalter, IB,	1997-98-99-00	413	2,587	65	2,522	6.11	27	11
13.	Keith Jones, IB,	1984-85-86-87	398	2,577	89	2,488	6.25	32	10
14.	Dan Alexander, IB,	1997-98-99-00	402	2,532	76	2,456	6.11	20	14
15.	Rick Berns, IB,	1976-77-78	440	2,478	29	2,449	5.57	28	9
16.	Roger Craig, IB,	1979-80-81-82	407	2,493	47	2,446	6.01	26	7
17.	Jeff Kinney, HB,	1969-70-71	545	2,295	51	2,244	4.12	29	6
18.	Doug DuBose, IB,	1982-84-85	362	2,250	45	2,205	6.09	16	14
19.	Bobby Reynolds, HB,	1950-51-52	378	2,386	190	2,196	5.81	24	9
20.	Jarvis Redwine, IB,	1979-80	304	2,213	52	2,161	7.11	17	10
21.	Tony Davis, IB/FB,	1973-74-75	501	2,195	42	2,153	4.30	17	7
22.	Steve Taylor, QB,	1985-86-87-88	431	2,560	435	2,125	4.93	32	6
23.	Monte Anthony, IB,	1974-75-76-77	463	2,126	49	2,077	4.49	18	5
24.	Jeff Smith, IB,	1980-82-83-84	315	2,014	22	1,992	6.32	19	5
25.	Joe Orduna, HB,	1967-68-70	489	2,070	102	1,968	4.02	26	4
26.	Tommie Frazier, QB,	1992-93-94-95	367	2,231	276	1,955	5.33	36	3
27.	Marlon Lucky, IB,	2005-06-07	390	1,958	82	1,876	4.81	15	7
28.	Andra Franklin, FB,	1977-78-79-80	324	1,753	15	1,738	5.36	10	3
29.	Leodis Flowers, IB,	1988-89-90	247	1,668	33	1,635	6.62	18	7
30.	Harry Wilson, HB,	1964-65-66	318	1,683	73	1,610	5.06	10	3
31.	Damon Benning, IB,	1993-94-95-96	270	1,623	61	1,562	5.79	20	3
32.	Scott Frost, QB,	1996-97	302	1,778	245	1,533	5.08	28	3
33.	Bob Smith, HB,	1952-53-54	316	1,595	70	1,525	4.83	9	4
34.	Dick Davis, FB,	1966-67-68	349	1,564	87	1,477	4.23	4	3
35.	Joel Makovicka, FB,	1995-96-97-98	247	1,458	11	1,447	5.86	13	2
36.	Brandon Jackson, IB,	2004-05-06	291	1,475	44	1,431	4.92	14	4
37.	Tom Rathman, FB,	1981-83-84-85	220	1,429	4	1,425	6.48	12	4
38.	John O'Leary, IB,	1973-74-75	293	1,461	37	1,424	4.86	14	2
39.	Tyreese Knox, IB,	1985-86-87-88	209	1,391	33	1,358	6.50	12	6
40.	Bill Thornton, FB/HB,	1960-61-62	295	1,388	60	1,328	4.50	12	3
41.	Turner Gill, QB,	1980-81-82-83	290	1,593	276	1,317	4.54	18	1
42.	Craig Johnson, IB,	1978-79-80	203	1,293	20	1,273	6.27	18	6
43.	Bill Mueller, HB,	1947-48-49-50	321	1,406	190	1,216	3.79	5	2
44.	Gerry Gdowski, QB,	1987-88-89	152	1,281	70	1,211	7.97	17	3
45.	Willie Greenlaw, HB,	1954-55-56	212	1,251	89	1,162	5.48	10	2
46.	DeAngelo Evans, IB,	1996-98-99	224	1,182	40	1,142	5.10	18	5
47.	Willie Ross, HB,	1961-62-63	226	1,188	63	1,125	4.98	8	2
48.	David Home, IB,	2002-03-04	246	1,188	64	1,124	4.57	11	4
49.	Mickey Joseph, QB,	1988-89-90-91	180	1,198	107	1,091	6.06	16	1
50.	Jerry Brown, FB,	1955-56-57	226	1,094	6	1,088	4.81	6	2
51.	Paul Miles, IB,	1983-84-85	156	1,097	23	1,074	6.88	9	22
52.	Bryan Carpenter, FB,	1987-88-89	170	1,069	5	1,064	6.26	7	1
53.	Ben Gregory, HB,	1965-66-67	260	1,069	45	1,024	3.94	9	2
54.	Frank Solich, FB,	1963-64-65	196	1,054	44	1,010	5.15	6	1
55.	Lance Lewis, FB,	1988-90-91-92	163	1,012	4	1,008	6.18	6	0
56.	Gary Dixon, HB,	1971-72	269	1,042	35	1,007	3.74	14	1



Zac Taylor (2005-06, school-record 5,850 yards)

1,000 Yard Career Passers


(Based on total passing yardage. Totals do not include bowl games from 1946 to 2001. The NCAA began including bowl games in statistics in 2002.)

Player, Years	Att.	Comp.	Pct.	INT	TD	Rating	Yards
1. Zac Taylor, 2005-06	821	470	57.2	20	45	130.3	5,850
2. Dave Humm, QB, 1972-73-74	637	353	55.4	36	41	131.7	5,035
3. Jerry Tagge, QB, 1969-70-71	581	348	59.9	19	32	139.5	4,704
4. Eric Crouch, QB, 1998-99-00-01	606	312	51.5	25	29	121.1	4,481
5. Tommie Frazier, QB, 1992-93-94-95	469	232	49.5	11	43	138.1	3,521
6. Turner Gill, QB, 1980-81-82-83	428	231	54.0	11	34	140.1	3,317
7. Vince Ferragamo, QB, 1975-76	389	224	57.6	13	32	147.7	3,224
8. Jammal Lord, QB, 2000-01-02-03	404	193	47.8	22	18	110.8	2,848
9. Steve Taylor, QB, 1985-86-87-88	404	184	45.5	24	30	116.7	2,815
10. Scott Frost, QB, 1996-97	359	192	53.5	7	18	128.8	2,677
11. Bob Churchich, QB, 1964-65-66	342	179	52.3	18	15	116.1	2,434
12. Sam Keller, QB, 2007	325	205	63.1	10	14	133.7	2,422
13. Tom Sorley, QB, 1976-77-78	256	148	57.8	13	15	140.2	2,230
14. Joe Dailey, QB, 2003-04	324	162	50.0	21	19	111.9	2,142
15. Jeff Quinn, QB, 1978-79-80	254	147	57.9	11	18	138.9	2,005
16. Brook Berringer, QB, 1992-93-94-95	231	137	59.3	6	12	135.6	1,769
17. Frank Patrick, QB, 1967-68-69	300	143	47.7	18	8	93.7	1,760
18. Dennis Claridge, QB, 1961-62-63	298	125	41.9	14	8	90.3	1,733
19. John Bordogna, QB, 1951-52-53	271	113	41.7	20	6	84.4	1,618
20. Joe Ganz, QB, 2006-07	165	96	58.2	7	19	166.9	1,557
21. Keithen McCant, QB, 1989-90-91	172	99	57.6	9	13	146.3	1,486
22. Van Brownson, QB, 1969-70-71	237	128	54.0	9	12	114.7	1,455
23. Gerry Gdowski, QB, 1987-88-89	146	77	52.7	2	19	173.4	1,398
24. Fran Nagle, QB, 1949-50	190	79	41.6	14	13	106.4	1,289
25. Fred Duda, QB, 1963-64-65	202	84	41.6	16	8	87.1	1,161
26. Mike Grant, QB, 1989-90-92	178	86	48.3	9	11	109.8	1,086

Top 25 Career Receivers

(Based on total yards. Totals do not include bowl games from 1946 to 2001. The NCAA began including bowl games in statistics in 2002.)

Player, Years	No.	Yards	Avg.	TD
1. Johnny Rodgers, WB, 1970-71-72	143	2,479	17.3	25
2. Terrence Nunn, WR, 2004-05-06-07	136	1,762	12.9	11
3. Nate Swift, WR, 2005-06-07	103	1,535	14.9	12
4. Matt Davison, SE, 1997-98-99-00	93	1,456	15.7	6
5. Maurice Purify, WR, 2006-07	91	1,444	15.9	16
6. Matt Herian, TE, 2002-03-04-06	65	1,243	19.1	12
7. Irving Fryar, WB, 1981-82-83	67	1,196	17.9	11
8. Guy Ingles, SE, 1968-69-70	74	1,157	15.6	11
9. Tracey Wistrom, TE, 1998-99-00-01	58	1,150	19.8	10
10. Todd Brown, SE, 1980-81-82	65	1,092	16.8	12
11. Tim Smith, SE, 1977-78-79	72	1,089	15.1	3
12. Marlon Lucky, IB, 2005-06-07	109	1,088	10.0	3
13. Bobby Thomas, SE, 1974-75-76	56	1,083	19.3	14
14. Jon Bostick, SE, 1989-90-91	55	1,083	19.7	15
15. Chuck Malito, SE, 1974-75-76	56	1,057	18.9	8
16. Junior Miller, TE, 1977-78-79	55	1,045	19.0	12
17. Ross Pilkington, WR, 2002-03-04	63	976	15.5	4
18. Frantz Hardy, WR, 2005-06-07	54	971	17.9	7
19. Wilson Thomas, SE, 1999-00-01-02	68	969	14.3	6
20. Abdul Muhammad, WB, 1991-92-93-94	61	938	15.4	6
21. Tom Penney, SE, 1966-67-68	66	926	14.0	2
22. Jerry List, TE, 1970-71-72	61	901	14.8	5
23. Frosty Anderson, SE, 1971-72-73	45	898	20.0	13
24. Dave Shamblin, SE, 1973-74-75	50	871	17.4	4
25. Jeff Kinney, HB, 1969-70-71	82	864	10.5	3




Terrence Nunn finished his career second at Nebraska in both career receptions (136) and receiving yards (1,762), while catching 11 touchdown passes.


Top 50 Career Receivers

(Based on total receptions. Totals do not include bowl games from 1946 to 2001. The NCAA began including bowl games in statistics in 2002.)


Player, Years	No.	Yards	Avg.	TD
1. Johnny Rodgers, WB, 1970-71-72	143	2,479	17.3	25
2. Terrence Nunn, WR, 2004-05-06-07	136	1,762	12.9	11
3. Marlon Lucky, IB, 2005-06-07	109	1,088	10.0	3
4. Nate Swift, WR, 2005-06-07	103	1,535	14.9	12
5. Matt Davison, SE, 1997-98-99-00	93	1,456	15.7	6
6. Maurice Purify, WR, 2006-07	91	1,444	15.9	16
7. Jeff Kinney, HB, 1969-70-71	82	864	10.5	3
8. Guy Ingles, SE, 1968-69-70	74	1,157	15.6	11
9. Tim Smith, SE, 1977-78-79	72	1,089	15.1	3
10. Cory Ross, IB, 2002-03-04-05	71	729	10.3	5
11. Wilson Thomas, SE, 1999-00-01-02	68	969	14.3	6
12. Irving Fryar, WB, 1981-82-83	67	1,196	17.9	11
13. Tom Penney, SE, 1966-67-68	66	926	14.0	2
14. Todd Brown, SE, 1980-81-82	65	1,092	16.8	12
15. Matt Herian, TE, 2002-03-04-06	65	1,243	19.1	12
16. Ross Pilkington, WR, 2002-03-04	63	976	15.5	4
17. Abdul Muhammad, WB, 1991-92-93-94	61	938	15.4	6
Jerry List, TE, 1970-71-72	61	901	14.8	5
Dennis Richnafsky, SE, 1965-66-67	61	676	11.1	5
20. Tracey Wistrom, TE, 1998-99-00-01	58	1,150	19.8	10
21. Bobby Thomas, SE, 1974-75-76	56	1,083	19.3	14
Chuck Malito, SE, 1974-75-76	56	1,057	18.9	8
23. Jon Bostick, SE, 1989-90-91	55	1,083	19.7	15
Junior Miller, TE, 1977-78-79	55	1,045	19.0	12
25. Frantz Hardy, WR, 2005-06-07	54	971	17.9	7
26. Jim McFarland, TE, 1968-69	53	625	11.8	4
Tony Davis, IB/FB, 1973-74-75	53	499	9.4	4
28. Ritch Bahe, WB, 1972-73-74	52	707	13.6	4
29. Dave Shamblin, SE, 1973-74-75	50	871	17.4	4
30. Mark LeFlore, WR, 2002-03-04-05	47	527	11.2	3
Freeman White, SE, 1963-64-65	47	820	17.4	8
Brendan Holbein, SE, 1993-94-95-96	47	592	12.6	7
33. Ken Spaeth, TE, 1975-76-77	46	616	13.4	6
Todd Peterson, WR, 2005-06-07	46	816	17.7	9
35. Grant Mulkey, WR, 2003-04-05	45	515	11.4	2
Frosty Anderson, SE, 1971-72-73	45	898	20.0	13
Bobby Newcombe, WB, 1997-98-99-00	45	660	14.7	4
Morgan Gregory, SE, 1987-88-89	45	579	12.9	5
39. Jamie Williams, TE, 1980-81-82	44	516	11.7	7
40. Johnny Mitchell, TE, 1990-91	42	816	19.4	12
41. Reggie Baul, SE, 1993-94-95	41	720	17.6	5
Kenny Brown, WB, 1977-78-79	41	690	16.8	4
Rod Smith, SE, 1985-86-87	41	640	15.6	4
44. Dennis Morrison, TE, 1966-67	41	553	13.5	2
Bob Revelle, SE, 1972-73	41	509	12.4	4
46. Todd Millikan, TE, 1985-86-87-88	40	825	20.6	14
Frank Simon, SE, 1949-50-51	40	760	19.0	4
Sheldon Jackson, TE, 1995-96-97-98	40	632	15.8	10
49. Larry Frost, HB, 1968-69	39	560	14.4	2
Dana Brinson, WB, 1985-86-87-88	39	550	14.1	3
Nate Turner, WB, 1988-89-90-91	39	535	13.7	0



Johnny Rodgers, Wingback, school-record 143 receptions



Matt Davison, Split End, 93 receptions



Matt Herian, Tight End, 65 receptions


Top 50 Career Scorers

(Totals do not include bowl games from 1946 to 2001. The NCAA began including bowl games in statistics in 2002.)


Player, Years	TD	PAT	2PAT	FG	TP
1. Kris Brown, PK, 1995-96-97-98	0	217-222	0	57-77	388
2. Eric Crouch, QB, 1998-99-00-01	61	0	1	0	368
3. Josh Brown, PK, 1999-00-01-02	0	186-190	0	43-62	315
4. Mike Rozier, IB, 1981-82-83	52	0	0	0	312
5. Ahman Green, IB, 1995-96-97	45	0	0	0	270
6. Johnny Rodgers, WB, 1970-71-72	44	0	0	0	264
7. Calvin Jones, IB, 1991-92-93	42	0	0	0	252
8. Tommie Frazier, QB, 1992-93-94-95	36	0	3	0	222
Byron Bennett, PK, 1990-91-92-93	0	150-156	0	24-39	222
10. Bobby Reynolds, HB/PK, 1950-51-52	28	40-49	0	1-2	211
11. Gregg Barrios, PK, 1986-88-89-90	0	127-129	0	26-35	205
12. Rich Sanger, PK, 1971-72-73	0	149-161	0	18-35	203
13. Keith Jones, IB, 1984-85-86-87	33	0	1	0	200
14. Kevin Seibel, PK, 1980-81-82	0	151-156	0	16-30	199
15. Dale Klein, PK, 1984-85-86	0	115-118	0	27-41	196
16. Steve Taylor, QB, 1985-86-87-88	32	0	1	0	194
Jeff Kinney, HB, 1969-70-71	32	0	1	0	194
18. Lawrence Phillips, IB, 1993-94-95	30	0	0	0	180
Rick Berns, IB/FB, 1976-77-78	30	0	0	0	180
20. Ken Clark, IB, 1987-88-89	29	0	1	0	176
21. Scott Frost, QB, 1996-97	28	0	0	0	168
22. Joe Orduna, HB, 1967-68-69	27	0	1	0	164
23. Correll Buckhalter, IB, 1997-98-99-00	27	0	0	0	162
24. Jordan Congdon, PK, 2005-06	0	86-88	0	24-30	158
25. Dahrran Diedrick, IB, 1999-00-01-02	26	0	0	0	156
Roger Craig, IB, 1980-81-82	26	0	0	0	156
27. Paul Rogers, PK, 1968-69-70	0	89-96	0	20-47	149
28. Jammal Lord, QB, 2000-01-02-03	24	0	0	0	144
Derek Brown, IB, 1990-91-92	24	0	0	0	144
30. Jeff Smith, IB, 1982-83-84	23	0	1	0	140
31. Billy Todd, PK, 1977-78	0	70-71	0	22-34	136
32. Cory Ross, IB, 2002-03-04-05	22	0	0	0	132
33. Chris Drennan, PK, 1985-87-88-89	0	88-90	0	14-20	130
34. I.M. Hipp, IB, 1977-78-79	21	0	1	0	128
Tony Davis, IB/FB, 1973-74-75	21	0	1	0	128
36. Mike Coyle, PK, 1973-74-75	0	78-84	0	15-28	123
37. Dan Alexander, IB, 1997-98-99-00	20	0	0	0	120
Damon Benning, IB, 1993-94-95-96	20	0	0	0	120
39. Irving Fryar, WB, 1981-82-83	19	0	2	0	118
40. Bobby Newcombe, WB/QB, 1997-98-99-00	19	0	0	0	114
41. Kent McCloughan, HB, 1962-63-64	18	0	2	0	112
42. Marlon Lucky, IB, 2005-06-07	18	0	0	0	108
DeAngelo Evans, IB, 1996-98-99	18	0	0	0	108
Leodis Flowers, IB, 1988-89-90	18	0	0	0	108
Turner Gill, QB, 1980-81-82-83	18	0	0	0	108
Jarvis Redwine, IB, 1979-80	18	0	0	0	108
Monte Anthony, IB, 1973-74-75-76	18	0	0	0	108
48. Dennis Claridge, QB, 1961-62-63	17	0	2	0	106
49. Gerry Gdowski, QB, 1986-87-88-89	17	0	0	0	102
Craig Johnson, IB, 1978-79-80	17	0	0	0	102
John O'Leary, IB, 1973-74-75	17	0	0	0	102



Kris Brown, Place-kicker, 388 points



Eric Crouch, Quarterback, 368 points




Josh Brown, Place-kicker, 315 points

Top 50 Career Tackle Leaders


(Totals do not include bowl games from 1965 to 2001. The NCAA began including bowl games in statistics in 2002.)

Player, Years	UT	AT	TT	For Loss	Sacks
1. Barrett Ruud, MLB, 2001-02-03-04	218	214	432	50/120	8/48
2. Jerry Murtaugh, SLB, 1968-69-70	148	194	342	12/44	NA*
3. Mike Brown, ROV, 1996-97-98-99	137	150	287	17/57	2/20
4. Lee Kunz, SLB, 1976-77-78	119	157	276	10/19	NA*
5. Clete Pillen, LB, 1974-75-76	124	149	273	2/6	NA*
6. Steve Damkroger, SLB, 1979-80-81-82	157	112	269	20/93	2/15*
7. Ed Stewart, LB, 1991-92-93-94	111	146	257	18/77	9/56
8. Marc Munford, WLB, 1983-84-85-86	153	103	256	15/68	5/38
9. Jim Wightman, WLB, 1975-76-77	98	156	254	2/7	NA*
10. Trev Alberts, OLB, 1990-91-92-93	105	143	248	45/242	29.5/196
11. Mike Knox, SLB, 1981-82-83-85	124	121	245	12/36	2/18
12. Broderick Thomas, OLB, 1985-86-87-88	143	99	242	39/216	22.5/149
13. Corey McKeon, LB, 2004-05-06-07	127	113	240	36/136	9/74
14. Wayne Meylan, MG, 1965-66-67	118	120	238	NA*	NA*
15. Jay Foreman, MLB, 1995-96-97-98	69	164	233	15/44	5/30
16. Carlos Polk, MLB, 1997-98-99-00	93	134	227	32/134	10/88
17. Daniel Bullocks, SS, 2002-03-04-05	133	93	226	12/32	1/12
18. Travis Hill, OLB, 1989-90-91-92	100	121	221	37.5/186.5	16.5/123.5
19. Ken Geddes, MG, 1967-68-69	89	131	220	10/48	NA*
Mike Anderson, ILB, 1990-91-92-93	75	145	220	14/48	3/27
Demorrio Williams, WLB, 2002-03	121	99	220	27/116	12/92
22. Bo Ruud, LB, 2004-05-06-07	117	99	216	25/84	4.5/43
23. Ron Pruitt, LT, 1973-74-76	91	123	214	21/100	NA*
24. Rich Glover, MG, 1970-71-72	103	108	211	25/127	NA*
25. Tyrone Byrd, FS, 1989-90-91-92	96	113	209	6/28	1/1
26. Pat Tyrance, WLB, 1988-89-90	97	111	208	13/44	4/17
27. Grant Wistrom, RE, 1994-95-96-97	93	113	206	58.5/260	26.5/178
28. Tom Ruud, SLB, 1972-73-74	82	120	202	2/3	NA*
29. Reggie Cooper, SS, 1987-88-89-90	117	78	195	16/49	0/0
LeRoy Etienne, ILB, 1985-86-87-88	115	80	195	13/49	4/21
31. Keyuo Craver, LCB, 1998-99-00-01	113	79	192	10/26	2.5/16
32. Bob Nelson, WLB, 1972-73-74	73	116	189	6/17	NA*
33. George Andrews, DE, 1976-77-78	93	91	184	24/121	NA*
34. Scott Shanle, SLB, 1999-00-01-02	87	96	183	17/62	6/44
35. Steve Carmer, FS, 1988-90-91-92	81	101	182	7/58	2/31
36. John Lee, MG, 1973-74-75	84	96	180	15/79	NA*
37. Stewart Bradley, LB, 2003-04-05-06	94	81	175	25/75	4/31
38. T.J. Hollowell, BLB, 2000-01-02-03	76	97	173	12/57	3.5/30
39. Le Kevin Smith, DT, 2002-03-04-05	77	95	172	36/112	9.5/55
40. Mark Daum, SLB, 1982-83-84	86	85	171	13/50	6/41
41. Bob Martin, DE, 1973-74-75	82	88	170	10/55	NA*
42. Bob Terrio, WLB, 1970-71	79	90	169	7/20	NA*
43. Mike Fultz, RT, 1974-75-76	91	77	168	28/122	NA*
Willie Harper, DE, 1970-71-72	82	86	168	41/268	NA*
Eric Johnson, WLB, 1996-97-98-99	65	103	168	26/107	13/80
46. Kerry Weinmaster, MG, 1976-77-78-79	102	63	165	39/202	NA*
47. Josh Bullocks, FS, 2002-03-04	92	68	160	2/20	0/0
48. Jason Peter, DT, 1994-95-96-97	51	105	156	31/118	11/68
49. Brent Evans, SLB, 1980-81-82	86	69	155	5/15	2/16
50. Larry Wachholtz, S, 1964-65-66	74	79	153	NA*	NA*
Brent Williams, WLB, 1978-79-80	85	68	153	8/33	NA*
52. Jamel Williams, SLB, 1994-95-96	63	87	150	18/81	6/48
Barry Alvarez, LB, 1965-66-67	48	102	150	NA*	NA*
Lynn Senkbeil, LB, 1965-66	65	85	150	NA*	NA*


*Tackles for loss not available before 1968, sacks not available before 1982



Barrett Ruud, Linebacker, school-record 432 Total Tackles



Grant Wistrom, Rush End, school-record 58.5 TFL



Mike Brown, Rover/Free Safety, 287 Total Tackles