

2007 Game-by-Game

Game 1 | Nebraska 52, Nevada 10

SCORE BY QUARTERS	1	2	3	4	FINAL
Nevada	0	10	0	0	10
Nebraska	7	14	24	7	52


Lincoln (Sept. 1) --- Marlon Lucky erupted for a Nebraska season-opening record 233 rushing yards and three scores to power No. 20 Nebraska to a 52-10 victory over Nevada. The win was NU's 22nd straight season-opening victory.

Playing in front of 84,078 fans who formed an NCAA-record 283rd consecutive sellout at Memorial Stadium, Lucky stole the show as the featured back in Nebraska's high-powered rushing attack that racked up 413 yards on 70 attempts. Lucky's 233 yards marked a career high while he added 33 more yards receiving and another score to post the best all-purpose yardage total by a Husker in an opener and the fifth-highest total ever with 266 yards.

Lucky crossed the 100-yard mark on his first carry of the second half and became the 56th Nebraska running back to eclipse the 1,000-yard mark on the same drive. Lucky just missed a top-10 single-game rushing effort by one yard.

Although Lucky earned the headlines with this performance, freshman I-back Quentin Castille enjoyed an impressive first game by adding two rushing touchdowns while carrying 18 times for 78 yards. Six Huskers notched rushing attempts, including freshman Roy Helu, who rumbled 13 yards up the middle late in the fourth quarter to give Nebraska its first 400-yard rushing performance under Coach Bill Callahan and its highest mark since a 444-yard effort in a win over McNeese State in 2002.

Overall, Nebraska rolled to 625 total yards, its highest total of the Callahan-era and most total yardage since a 688-yard effort at Baylor in 2001.



SCORING SUMMARY

1st	04:16	NU	Lucky 16 yd pass from Keller (Henery kick)
2nd	13:58	NEV	Jaekle 36 yd field goal
	10:53	NEV	Amaya 80 yd interception return (Jaekle kick)
	06:40	NU	Lucky 1 yd run (Henery kick)
3rd	02:22	NU	Castille 1 yd run (Henery kick)
	11:30	NU	Lucky 17 yd run (Henery kick)
	08:59	NU	Lucky 3 yd run (Kunalic kick)
	04:45	NU	Kunalic 46 yd field goal
	00:50	NU	Castille 2 yd run (Henery kick)
4th	08:31	NU	Culbert 17 yd run (Henery kick)

TEAM STATISTICS

	NEV	NU
FIRST DOWNS	9	35
RUSHES-YARDS (NET)	24-77	70-413
PASSING YDS (NET)	108	212
Passes Att-Comp-Int	27-9-1	26-15-1
TOTAL OFFENSE PLAYS-YARDS	51-185	96-625
Fumble Returns-Yards	0-0	0-0
Punt Returns-Yards	2-15	5-28
Kickoff Returns-Yards	3-69	3-73
Interception Returns-Yards	1-80	1-0
Punts (Number-Avg)	10-40.1	2-44.5
Fumbles-Lost	1-0	0-0
Penalties-Yards	12-86	8-65
Possession Time	19:22	40:38
Third-Down Conversions	1 of 13	7 of 15
Fourth-Down Conversions	1 of 1	1 of 2
Red-Zone Scores-Chances	1-1	7-8
Sacks By: Number-Yards	0-0	1-9

RUSHING: Nevada-Taua, Vai 3-24; Graziano, Nick 7-20; Fragger, Brandon 7-16; Rosenblum, Alex 1-16; Randall, Courtney 2-6; Lippincott, Luke 4-minus 5. **Nebraska**-Lucky, Marlon 30-233; Castille, Quentin 18-78; Culbert, Major 5-35; Glenn, Cody 8-29; Helu, Roy 6-26; Ganz, Joe 2-15; TEAM 1-minus 3.

PASSING: Nevada-Graziano, Nick 8-24-1-109; Kaepernick, Colin 1-3-0-minus 1. **Nebraska**-Keller, Sam 14-25-1-193; Ganz, Joe 1-1-0-19.

RECEIVING: Nevada-McCoy, Mike 2-37; Mitchell, Marko 2-34; King Jr., Arthur 2-11; Sammons, Kyle 1-19; Lippincott, Luke 1-8; Wellington, Chris 1-minus 1. **Nebraska**-Lucky, Marlon 3-33; Nunn, Terrence 2-36; Swift, Nate 2-28; McNeill, Mike 1-25; Hardy, Frantz 1-24; Erickson, Dan 1-19; Sand, Andy 1-15; Young, Dreu 1-14; Peterson, Todd 1-8; Paul, Niles 1-6; Brooks, Chris 1-4.

INTERCEPTIONS: Nevada-Amaya, Jonathon 1-80. **Nebraska**-Dixon, Kevin 1-0.

FUMBLES: Nevada-King Jr., Arthur 1-0. **Nebraska**-None.

SACKS (Sacks-Yds): Nevada-None. **Nebraska**-Turner, Barry 0.5-5; Octavien, Steve 0.5-4.

TACKLES (UA-A): Nevada-Mauga, Joshua 5-8. **Nebraska**-Octavien, Steve 3-2.

Game 2 | Nebraska 20, Wake Forest 17

SCORE BY QUARTERS	1	2	3	4	FINAL
Nebraska	3	10	7	0	20
Wake Forest	0	10	7	0	17

Winston-Salem, N.C. (Sept. 8) --- The Nebraska Blackshirts made huge defensive plays late in the game to preserve an exciting 20-17 road victory by the No. 16 Huskers over defending ACC champion Wake Forest at BB&T Bank Stadium. The rugged defensive effort helped NU improve to 2-0, while Wake Forest slipped to 0-2.


After surrendering a quick touchdown to give Wake Forest a 17-13 lead less than five minutes into the second half, the Blackshirts slammed the door on the Demon Deacons the rest of the way to seal the victory in front of a sellout crowd of more than 32,000, which included between 10,000 and 15,000 Husker fans.

No defensive play was bigger than a late fourth-quarter stop with just over six minutes

to go. Senior captain **Zackary Bowman** leaped to pick off a Brett Hodges third-down pass in the end zone to stop the potential go-ahead touchdown by the Demon Deacons. Bowman's interception allowed the Huskers to dodge a big bullet that followed an interception by Wake Forest that gave the Demon Deacons a first-and-goal at NU's 10.

Bowman's interception seemed to spark the Nebraska offense, as the Huskers took control and marched NU to the Wake Forest 35. The Demon Deacon defense held on fourth down with 1:45 left to give Wake Forest one final chance. Walk-on defensive back Ben Eisenhart appeared to make the Blackshirts' final big play by intercepting a pass that was tipped by Cortney Grixby, but the call on the field was reversed by replay officials to give Wake Forest one final chance on fourth-and-10, a pass that came up short.

Although the Blackshirts held the spotlight in the second half, quarterback Sam Keller produced solid numbers by completing 24-of-41 passes for 258 yards with one touchdown. I-back Marlon Lucky carried 24 times for 90 yards, including a 22-yard touchdown run, while receiver Terrence Nunn led the NU receiving corps with six catches for 83 yards.



SCORING SUMMARY

1st	08:49	NU	Henery 22 yd field goal
2nd	10:46	WF	Swank 25 yd field goal
	07:41	NU	Henery 22 yd field goal
	05:13	WF	Hodges 1 yd run (Swank kick)
3rd	00:16	NU	Hill 25 yd pass from Keller (Henery kick)
	10:52	WF	Moore 5 yd run (Swank kick)
	08:13	NU	Lucky 22 yd run (Henery kick)

TEAM STATISTICS

	NU	WFU
FIRST DOWNS	21	18
RUSHES-YARDS (NET)	34-115	53-236
PASSING YDS (NET)	258	140
Passes Att-Comp-Int	41-24-2	24-12-2
TOTAL OFFENSE PLAYS-YARDS	75-373	77-376
Fumble Returns-Yards	0-0	0-0
Punt Returns-Yards	1-0	2-14
Kickoff Returns-Yards	4-98	4-89
Interception Returns-Yards	2-3	2-0
Punts (Number-Avg)	5-45.0	7-39.0
Fumbles-Lost	2-1	0-0
Penalties-Yards	5-26	6-51
Possession Time	27:58	32:02
Third-Down Conversions	3 of 15	9 of 20
Fourth-Down Conversions	2 of 3	1 of 2
Red-Zone Scores-Chances	2-2	3-4
Sacks By: Number-Yards	1-3	0-0

RUSHING: Nebraska-Lucky, Marlon 24-90; Castille, Quentin 6-28; Keller, Sam 2-1; TEAM 2-minus 4. **Wake Forest**-Moore, Kenneth 8-116; Andrews, Micah 14-49; Adams, Josh 8-31; Marion, Kevin 3-17; Hodges, Brett 8-14; Harris, Kevin 10-9; Bryant, De'Angelo 1-2; TEAM 1-minus 2.

PASSING: Nebraska-Keller, Sam 24-41-2-258. **Wake Forest**-Hodges, Brett 12-24-2-140.

RECEIVING: Nebraska-Nunn, Terrence 6-83; Swift, Nate 5-45; Lucky, Marlon 4-34; Purify, Maurice 3-30; Teafattler, Hunter 3-21; Hardy, Frantz 2-20; Hill, Sean 1-25. **Wake Forest**-Moore, Kenneth 4-35; Marion, Kevin 3-73; Adams, Josh 2-11; Bryant, De'Angelo 1-12; Andrews, Micah 1-6; Brinkman, Chip 1-3.

INTERCEPTIONS: Nebraska-McKeon, Corey 1-3; Bowman, Zackary 1-0. **Wake Forest**-Russell, John 1-0; Major, Kerry 1-0.

FUMBLES: Nebraska-Keller, Sam 2-1. **Wake Forest**-None.

SACKS (Sacks-Yds): Nebraska-Potter, Zach 1.0-3. **Wake Forest**-None.

TACKLES (UA-A): Nebraska-Asante, Larry 4-5. **Wake Forest**-Vaughn, Chip 5-2.

2007 Game-by-Game

Game 3 | USC 49, Nebraska 31

SCORE BY QUARTERS	1	2	3	4	FINAL
USC	7	14	21	7	49
Nebraska	7	3	0	21	31

Lincoln (Sept. 15) --- Cody Glenn scored on a pair of one-yard touchdown plunges and Todd Peterson hauled in a pair of touchdown passes, but No. 1 USC reeled off 35 straight points in the second and third quarters to claim a 49-31 victory over No. 14 Nebraska at Memorial Stadium.

Playing in front of an NCAA record 284th consecutive sellout at Memorial Stadium and an ABC prime-time national television audience, Nebraska fed off the energy of a revved up crowd of 84,959 to take a 10-7 lead early in the second quarter after Glenn's first-quarter scoring plunge tied the score. Freshman place-kicker Alex Henery then put NU up 10-7 on a 37-yard field goal with 9:04 left in the first half.



The Trojans wasted little time in regaining the lead, pounding the ball on five straight rushing plays covering 45 yards capped by Stanley Havili's two-yard touchdown run with 6:50 remaining in the half. USC finished the night with 313 yards on 38 carries for 8.2 yards per carry, the highest per carry rushing average by an NU opponent in school history. USC added 144 yards on 19-of-30 passing to finish with 457 yards of total offense.

Nebraska closed the night with 420 yards of total offense on 82 attempts, running 14 more plays than the Trojans. Quarterback **Sam Keller** tied the school record with 36 completions on 54 attempts, while posting the fourth-highest passing yardage (389) in school history.

SCORING SUMMARY

1st	10:49	USC	Havili 5 yd pass from Booty (Buehler kick)
	01:03	NU	Glenn 1 yd run (Henery kick)
2nd	09:04	NU	Henery 37 yd field goal
	06:50	USC	Havili 2 yd run (Buehler kick)
	01:19	USC	Johnson 7 yd run (Buehler kick)
3rd	11:29	USC	McCoy 2 yd pass from Booty (Buehler kick)
	09:14	USC	Washington 1 yd run (Buehler kick)
	05:03	USC	Washington 1 yd run (Buehler kick)
4th	12:09	NU	Glenn 1 yd run (Henery kick)
	06:45	USC	Bradford 6 yd run (Buehler kick)
	04:32	NU	Peterson 20 yd pass from Keller (Hill pass from Keller)
	00:51	NU	Peterson 18 yd pass from Keller (Keller pass failed)

TEAM STATISTICS

	USC	NU
FIRST DOWNS	22	28
RUSHES-YARDS (NET)	36-309	28-31
PASSING YDS (NET)	144	389
Passes Att-Comp-Int	30-19-0	54-36-2
TOTAL OFFENSE PLAYS-YARDS	66-453	82-420
Fumble Returns-Yards	0-0	1-11
Punt Returns-Yards	1-2	2-4
Kickoff Returns-Yards	3-84	9-196
Interception Returns-Yards	2-43	0-0
Punts (Number-Avg)	4-41.0	6-37.7
Fumbles-Lost	4-1	0-0
Penalties-Yards	10-102	6-45
Possession Time	00:00	00:00
Third-Down Conversions	5 of 10	8 of 17
Fourth-Down Conversions	1 of 1	0 of 0
Red-Zone Scores-Chances	0-0	0-0
Sacks By: Number-Yards	2-19	0-0

RUSHING: USC-Johnson, Stafon 11-144; Gable, C.J. 4-69; Havili, Stanley 2-52; Washington, C. 12-43; McKnight, Joe 1-5; Bradford, Allen 5-0; Booty, J.D. 1-minus 4. **Nebraska**-Lucky, Marlon 17-33; Glenn, Cody 8-20; Nunn, Terrence 1-minus 3; Keller, Sam 2-minus 19.

PASSING: USC-Booty, J.D. 19-30-0-144. **Nebraska**-Keller, Sam 36-54-2-389

RECEIVING: USC-Davis, Fred 3-38; Ausberry, David 3-35; Turner, Patrick 3-24; Havili, Stanley 3-22; Walker, Brad 2-23; Johnson, Ronald 1-4; McCoy, Anthony 1-2; Hazelton, Vidal 1-2; McKnight, Joe 1-0; Johnson, Stafon 1-minus 6. **Nebraska**-Purify, Maurice 7-80; Lucky, Marlon 6-41; Peterson, Todd 5-74; Nunn, Terrence 4-57; Swift, Nate 4-56; Glenn, Cody 4-46; Erickson, Dan 2-21; Hill, Sean 2-10; Hardy, Frantz 2-4.

INTERCEPTIONS: USC-Moore, Kyle 1-24; Thomas, Terrell 1-19. **Nebraska**-None.

FUMBLES: USC-Joseph, Vincent 1-0; Turner, Patrick 1-0; McKnight, Joe 1-1; Reed, Desmond 1-0. **Nebraska**-None.

SACKS (Sacks-Yds): USC-Ellis, Sedrick 1-15; Jackson, Lawrence 1-4. **Nebraska**-None.

TACKLES (UA-A): USC-Rivers, Keith 7-3. **Nebraska**-Octavien, Steve 5-2.

Game 4 | Nebraska 41, Ball State 40

SCORE BY QUARTERS	1	2	3	4	FINAL
Ball State	0	10	21	9	40
Nebraska	7	7	14	13	41


Lincoln (Sept. 22) --- On a record-setting day at Memorial Stadium, Sam Keller, Marlon Lucky and the Nebraska offense rolled up 552 yards to power the Huskers to a 41-40 victory over visiting Ball State.

Keller finished the game by completing 29-of-37 passes for three touchdowns and a school-record 438 yards, eclipsing the previous mark of 431 yards set by Zac Taylor in 2005. Keller was 18-of-23 for 322 yards and three touchdowns in the second half.

On Nebraska's final drive, Keller completed 7-of-7 passes for 78 yards, including the record-setting 11-yard touchdown strike to Purify. Nebraska needed the nine-play, 82-yard touchdown drive to cap an impressive rally from a nine-point, fourth-quarter deficit.

Keller's record-setting day highlighted an offensive explosion, as Nebraska racked up 552 yards of total offense only to be outgained by Ball State, which produced 610 yards of offense, the third-highest total ever by an opponent at Memorial Stadium. BSU quarterback Nate Davis threw for 422 yards and three touchdowns while Dante Love made 10 catches for 214 yards and a touchdown.

Marlon Lucky caught 11 passes for 81 yards, the most receptions ever by a running back at Nebraska. He added his second 100-yard rushing day of the season with 102 yards on 21 carries. Purify (122 yards) and **Sean Hill** (129) became the first NU teammates to top 100 receiving yards in the same game while posting a touchdown apiece.



SCORING SUMMARY

1st	10:17	NU	Lucky 28 yd run (Henery kick)
2nd	09:46	BSU	Hill 20 yd pass from Davis (Hogue kick)
	04:41	BSU	Hogue 45 yd field goal
	00:26	NU	Castille 1 yd run (Henery kick)
3rd	11:31	BSU	Davis 14 yd run (Hogue kick)
	06:39	NU	Hill 73 yd pass from Keller (Henery kick)
	04:55	BSU	Lewis 43 yd run (Hogue kick)
	02:09	NU	Swift 18 yd pass from Keller (Henery kick)
	00:54	BSU	Love 58 yd pass from Davis (Hogue kick)
4th	12:50	BSU	Grant 21 yd pass from Davis (Hogue kick failed)
	09:21	NU	Ruud 34 yd interception return (Henery kick)
	07:05	BSU	Hogue 22 yd field goal
	03:13	NU	Purify 11 yd pass from Keller (Keller pass failed)

TEAM STATISTICS

	BSU	NU
FIRST DOWNS	27	25
RUSHES-YARDS (NET)	36-188	36-114
PASSING YDS (NET)	422	438
Passes Att-Comp-Int	43-26-1	37-29-1
TOTAL OFFENSE PLAYS-YARDS	79-610	73-552
Fumble Returns-Yards	0-0	0-0
Punt Returns-Yards	1-12	2-17
Kickoff Returns-Yards	3-64	7-141
Interception Returns-Yards	1-0	1-34
Punts (Number-Avg)	3-45.0	4-42.8
Fumbles-Lost	2-1	2-2
Penalties-Yards	4-34	5-50
Possession Time	27:08	32:52
Third-Down Conversions	9 of 15	8 of 13
Fourth-Down Conversions	0 of 0	1 of 1
Red-Zone Scores-Chances	3-3	3-3
Sacks By: Number-Yards	3-14	1-4

RUSHING: Ball State-Lewis, MiQuale 19-122; Davis, Nate 6-57; Edmonds, Frank 6-5; Love, Dante 4-2; Lewis, Trey 1-2. **Nebraska**-Lucky, Marlon 21-102; Castille, Quentin 5-16; Helu, Roy 4-13; TEAM 1-minus 2; Keller, Sam 5-minus 15.

PASSING: Ball State-Davis, Nate 26-43-1-422. **Nebraska**-Keller, Sam 29-37-1-438.

RECEIVING: Ball State-Love, Dante 10-214; Hill, Darius 5-93; Everett, Joe 3-39; Lewis, MiQuale 3-25; Edmonds, Frank 2-16; Grant, Madaris 1-21; Davis, Nate 1-9; Dunford, Dan 1-5. **Nebraska**-Lucky, Marlon 11-81; Purify, Maurice 6-122; Hill, Sean 3-129; Peterson, Todd 3-43; Nunn, Terrence 3-25; Swift, Nate 1-18; Castille, Quentin 1-15; Helu, Roy 1-5.

INTERCEPTIONS: Ball State-Hill, B.J. 1-0. **Nebraska**-Ruud, Bo 1-34.

FUMBLES: Ball State-Davis, Nate 1-1; Love, Dante 1-0. **Nebraska**-Castille, Quentin 1-1; Keller, Sam 1-1.

SACKS (Sacks-Yds): Ball State-Crawford, B. 1.5-6; Booker, Cortlan 1-6; Meeks, Kenny 0.5-2. **Nebraska**-Potter, Zach 1.0-4.

TACKLES (UA-A): Ball State-Hill, B.J. 7-3. **Nebraska**-Octavien, Steve 5-2.

2007 Game-by-Game

Game 5 | Nebraska 35, Iowa State 17

SCORE BY QUARTERS	1	2	3	4	FINAL
Iowa State	3	7	0	7	17
Nebraska	0	14	14	7	35

Lincoln (Sept. 29) --- In a game that featured plenty of crucial changes of possession on turnovers, senior linebacker Bo Ruud made the game's biggest play with his 93-yard interception return late in the third quarter that sealed the win for the Huskers. Nebraska earned the 35-17 victory over Iowa State to open conference play with a victory for the 32nd time in the past 33 years.

Playing in front of 84,703 fans at Memorial Stadium, Ruud's interception was created by a third-down breakup by **Cortney Grixby**. It was one of four turnovers by the Cyclones, who lost despite holding onto the ball for more than 39 minutes and running 102 plays, compared to just 59 plays by the Huskers.

Grixby, who made a key block on Ruud's huge return, also picked off two passes. His return of the second interception for 41 yards to the ISU 3 set up Thomas Lawson's second touchdown reception of the afternoon and iced NU's 18-point win.

Grixby also helped kickstart the Husker offense late in the first half with the longest kickoff return of his career. For the day, Grixby finished with a 140 all-purpose yards, including 87 yards on two kickoff returns, a 12-yard punt return and 41 yards on his two interception returns.

The Husker offense was productive in its short time on the field. Marlon Lucky got things started with a 20-yard touchdown pass to tight end Sean Hill in the second quarter, and after Lawson's first scoring reception, Lucky added a 41-yard TD run to push the lead to 21-10. Lucky finished the day with 107 yards on the ground while quarterback Sam Keller was 18-of-28 through the air for 219 yards and two touchdowns.



SCORING SUMMARY

1st	02:50	ISU	Culbertson 30 yd field goal
2nd	07:47	ISU	Scales 3 yd run (Culbertson kick)
	04:34	NU	Hill 20 yd pass from Lucky (Henery kick)
	01:08	NU	Lawson 6 yd pass from Keller Sam (Henery kick)
3rd	14:01	NU	Lucky 41 yd run (Henery kick)
	02:13	NU	Ruud 93 yd interception return (Henery kick)
4th	06:57	ISU	Scales 6 yd run (Culbertson kick)
	02:25	NU	Lawson 4 yd pass from Keller (Henery kick)

TEAM STATISTICS

	ISU	NU
FIRST DOWNS	28	17
RUSHES-YARDS (NET)	51-134	30-130
PASSING YDS (NET)	281	239
Passes Att-Comp-Int	51-26-3	29-19-1
TOTAL OFFENSE PLAYS-YARDS	102-415	59-369
Fumble Returns-Yards	1-34	0-0
Punt Returns-Yards	3-15	1-12
Kickoff Returns-Yards	2-20	4-111
Interception Returns-Yards	1-0	3-134
Punts (Number-Avg)	4-42.5	4-38.5
Fumbles-Lost	3-1	2-2
Penalties-Yards	1-5	4-50
Possession Time	39:12	20:48
Third-Down Conversions	9 of 22	7 of 12
Fourth-Down Conversions	2 of 4	0 of 0
Red-Zone Scores-Chances	3-5	3-5
Sacks By: Number-Yards	0-0	3-18

RUSHING: Iowa State-Scales, Jason 31-115; Meyer, Bret 12-28; Brandtner, Mike 1-4; Franklin, Wallac 1-2; Arnaud, Austen 5-minus 7; Robinson, Alexan 1-minus 8. **Nebraska**-Lucky, Marlon 16-107; Glenn, Cody 8-27; Keller, Sam 4-7; Castille, Quentin 1-0; Nunn, Terrence 1-minus 11.

PASSING: Iowa State-Meyer, Bret 26-51-3-281; Arnaud, Austen 0-0-0-0. **Nebraska**-Keller, Sam 18-28-1-219; Lucky, Marlon 1-1-0-20.

RECEIVING: Iowa State-Hamilton, Marqui 6-72; Sumrall, R.J. 6-56; Blythe, Todd 5-84; Barkema, Ben 3-23; Scales, Jason 3-19; Bates, Phillip 2-19; Cattlett, Derrick 1-8. **Nebraska**-Swift, Nate 4-59; Lucky, Marlon 4-16; Purify, Maurice 3-36; Hardy, Frantz 2-74; Nunn, Terrence 2-18; Lawson, Thomas 2-10; Hill, Sean 1-20; Phillips, J.B. 1-6.

INTERCEPTIONS: Iowa State-Singleton, Chris 1-0. **Nebraska**-Grixby, Cortney 2-41; Ruud, Bo 1-93.

FUMBLES: Iowa State-Williams, Drenar 1-0; Scales, Jason 1-0; Robinson, Alexan 1-1. **Nebraska**-Glenn, Cody 1-1; Lucky, Marlon 1-1.

SACKS (Sacks-Yds): Iowa State-None. **Nebraska**-Turner, Barry 1.5-9; Suh, Ndamukong 1-6; Potter, Zach 0.5-3.

TACKLES (UA-A): Iowa State-Singleton, Chris 3-5. **Nebraska**-Ruud, Bo 6-8.

Game 6 | Missouri 41, Nebraska 6

SCORE BY QUARTERS	1	2	3	4	FINAL
Nebraska	3	3	0	0	6
Missouri	14	6	14	7	41


Columbia, Mo. (Oct. 6) --- Nebraska struggled to get rolling on offense and was unable to stop MU quarterback Chase Daniel and the Missouri offense in a 41-6 loss to the No. 17 Tigers in front of a sellout crowd at Faurot Field.

In a nationally televised game on ESPN, Missouri jumped to a quick 14-0 lead in the first half and never looked back. Missouri amassed 606 yards of total offense, including 411 through the air and 195 on the ground. The Huskers managed 297 yards, including 223 yards passing and 74 rushing yards.

Daniel completed 33-of-47 passes for 401 yards with two touchdowns through the air. He added 72 yards and two rushing touchdowns on just 11 carries. Martin Rucker led the Tiger receiving corps with nine catches for 109 yards, including one touchdown. Five Missouri receivers had more than 50 receiving yards, including Coffman and Danario Alexander who both notched TD receptions.

Nebraska senior quarterback Sam Keller completed 25-of-43 pass for 223 yards, but the Huskers were held out of the end zone on the night, settling for a pair of **Alex Henery** field goals. Henery connected on a 26-yard field goal in the first quarter, before adding a career-long 39-yarder in the second quarter to improve to 5-for-5 on the season. Unfortunately, it marked the first time since a 30-3 loss at Oklahoma in 2004, that Nebraska was unable to score a touchdown.

Marlon Lucky led Nebraska's rushing game with 67 yards on 17 carries, while also leading the Huskers with seven receptions for 56 yards.



SCORING SUMMARY

1st	10:15	MU	Daniel 1 yd run (Wolfert kick)
	04:57	MU	Coffman 6 yd pass from Daniel (Wolfert kick)
	00:49	NU	Henery 26 yd field goal
2nd	05:28	MU	Wolfert 23 yd field goal
	01:51	NU	Henery 39 yd field goal
	00:09	MU	Wolfert 33 yd field goal
3rd	11:08	MU	Daniel 3 yd run (Wolfert kick)
	06:51	MU	Alexander 48 yd pass from Daniel (Wolfert kick)
4th	12:52	MU	Rucker 10 yd pass from Saunders (Wolfert kick)

TEAM STATISTICS

	NU	MU
FIRST DOWNS	20	32
RUSHES-YARDS (NET)	25-74	36-195
PASSING YDS (NET)	223	411
Passes Att-Comp-Int	43-25-1	49-34-0
TOTAL OFFENSE PLAYS-YARDS	68-297	85-606
Fumble Returns-Yards	0-0	0-0
Punt Returns-Yards	0-0	1-8
Kickoff Returns-Yards	8-167	1-26
Interception Returns-Yards	0-0	1-0
Punts (Number-Avg)	5-42.8	2-46.0
Fumbles-Lost	1-0	0-0
Penalties-Yards	10-57	9-79
Possession Time	28:20	31:40
Third-Down Conversions	6 of 16	10 of 15
Fourth-Down Conversions	0 of 1	1 of 1
Red-Zone Scores-Chances	2-2	6-6
Sacks By: Number-Yards	0-0	2-12

RUSHING: Nebraska-Lucky, Marlon 17-67; Purify, Maurice 1-8; Nunn, Terrence 1-4; Glenn, Cody 2-1; Keller, Sam 4-minus 6. **Missouri**-Daniel, Chase 11-72; Maclin, Jeremy 6-53; Washington, Der 3-18; Goldsmith, Earl 3-17; Patton, Chase 2-14; Woods, Marcus 2-11; Jackson, Jimmy 3-8; Rucker, Martin 3-4; Temple, Tony 3-minus 2.

PASSING: Nebraska-Keller, Sam 25-43-1-223. **Missouri**-Daniel, Chase 33-47-0-401; Patton, Chase 0-1-0-0; Saunders, Tommy 1-1-0-10.

RECEIVING: Nebraska-Lucky, Marlon 7-56; Purify, Maurice 5-40; Swift, Nate 4-50; Hill, Sean 4-45; Hardy, Frantz 2-20; Glenn, Cody 2-6; Erickson, Dan 1-6. **Missouri**-Rucker, Martin 9-109; Coffman, Chase 6-75; Franklin, Willi 6-56; Maclin, Jeremy 4-62; Alexander, Dana 3-56; Saunders, Tommy 3-28; Temple, Tony 1-20; Ray, Jason 1-5; Goldsmith, Earl 1-0.

INTERCEPTIONS: Nebraska-None. **Missouri**-Brown, Cornelius 1-0

FUMBLES: Nebraska-Keller, Sam 1-0. **Missouri**-None.

SACKS (Sacks-Yds): Nebraska-None. **Missouri**-Alexander, Van 1.0-7; Chavis, Tommy 1.0-5.

TACKLES (UA-A): Nebraska-Brandenburgh, Lance 6-4; Ruud, Bo 5-5. **Missouri**-Weatherspoon, Scott 4-5.

2007 Game-by-Game

Game 7 | Oklahoma State 45, Nebraska 14

SCORE BY QUARTERS	1	2	3	4	FINAL
Oklahoma State	17	21	0	7	45
Nebraska	0	0	0	14	14

Lincoln (Oct. 13) --- Oklahoma State jumped to a 17-0 lead after one quarter and never looked back in a 45-14 victory over Nebraska at Memorial Stadium. The loss marked just the Huskers' second in their past 39 Homecoming games in Lincoln, while OSU posted its second-ever victory at Memorial Stadium and the first since 1960.

OSU extended its advantage to 38-0 by halftime, marking the most points Nebraska has allowed in the first half of a home game. NU continued to battle in the second half, posting a pair of fourth-quarter touchdowns, but the outcome was never in doubt.

Freshman running back **Quentin Castille** provided the bright spot for the Husker offense, churning out 102 yards on 20 carries for his first career game over the century mark.

Fellow freshman Roy Helu added 55 yards on 14 totes, also career bests, while junior Marlon Lucky carried 13 times for 66 yards. NU finished with 206 rushing yards.

Oklahoma State opened the game by scoring on its first six possessions, including five touchdowns. OSU had 357 yards in the first half, on its way to 551 total yards—317 on the ground and 234 through the air. Dantrell Savage finished the game with 212 yards rushing on 25 carries. Quarterback Zac Robinson finished the day with 33 yards rushing and 234 yards passing. Adarius Bowman was Robinson's top target with six receptions for 100 yards.

Nebraska had one serious scoring threat in the first half, but the Huskers were stopped on a 4th-and-2 at the OSU 10, while trailing 17-0. Nebraska's first score of the day came on a 13-yard touchdown pass from Sam Keller to tight end J.B. Phillips on the first play of the fourth quarter. After OSU scored in the fourth quarter, Nebraska closed the scoring with a one-yard TD pass from Keller to Thomas Lawson late in the contest.



SCORING SUMMARY

1st	11:34	OSU	Crosslin 1 yd run (Ricks kick)
	06:08	OSU	Ricks 21 yd field goal
	04:06	OSU	Newton 41 yd pass from Robinson (Ricks kick)
2nd	10:39	OSU	Hunter 33 yd run (Ricks kick)
	05:51	OSU	Crosslin 1 yd run (Ricks kick)
	01:54	OSU	Robinson 3 yd run (Ricks kick)
4th	14:55	NU	Phillips 13 yd pass from Keller (Henery kick)
	05:25	OSU	Savage, Dantrell 30 yd run (Bailey kick)
	00:39	NU	Lawson 1 yd pass from Keller (Henery kick)

TEAM STATISTICS

	OSU	NU
FIRST DOWNS	26	17
RUSHES-YARDS (NET)	51-317	50-206
PASSING YDS (NET)	234	129
Passes Att-Comp-Int	20-12-0	18-10-2
TOTAL OFFENSE PLAYS-YARDS	71-551	68-335
Fumble Returns-Yards	0-0	0-0
Punt Returns-Yards	2-1	1-6
Kickoff Returns-Yards	1-4	8-187
Interception Returns-Yards	2-0	0-0
Punts (Number-Avg)	2-39.0	4-36.8
Fumbles-Lost	0-0	3-1
Penalties-Yards	7-62	6-57
Possession Time	29:10	30:50
Third-Down Conversions	6 of 10	7 of 16
Fourth-Down Conversions	0 of 0	1 of 3
Red-Zone Scores-Chances	5-6	2-3
Sacks By: Number-Yards	2-17	0-0

RUSHING: Oklahoma State-Savage, D. 25-212; Hunter, Kendall 10-67; Robinson, Zac 9-33; Crosslin, J. 4-4; Cole, William 1-3; TEAM 2-minus 2. **Nebraska**-Castille, Quentin 20-102; Lucky, Marlon 13-66; Helu, Roy 14-55; Keller, Sam 3-minus 17.

PASSING: Oklahoma State-Robinson, Zac 12-19-0-234; Savage, D. 0-1-0-0. **Nebraska**-Keller, Sam 10-18-2-129.

RECEIVING: Oklahoma State-Bowman, Adarius 6-100; Pettigrew, B. 2-46; Hunter, Kendall 2-37; Newton, Seth 1-41; Savage, D. 1-10. **Nebraska**-Nunn, Terrence 4-24; Peterson, Todd 1-44; Purify, Maurice 1-24; Helu, Roy 1-21; Phillips, J.B. 1-13; Lucky, Marlon 1-2; Lawson, Thomas 1-1.

INTERCEPTIONS: Oklahoma State-Johnson, R. 1-0; Cox, Perrish 1-0. **Nebraska**-None

FUMBLES: Oklahoma State-None. **Nebraska**-Keller, Sam 1-1; Castille, Quentin 1-0; Grixby, Cortney 1-0.

SACKS (Sacks-Yds): Oklahoma State-Woods, Donovan 1-9; Jarka, Shane 1-8. **Nebraska**-None.

TACKLES (UA-A): Oklahoma State-Lavine, Patrick 8-5. **Nebraska**-McKeon, Corey 6-4.

Game 8 | Texas A&M 36, Nebraska 14

SCORE BY QUARTERS	1	2	3	4	FINAL
Texas A&M	9	7	14	6	36
Nebraska	7	7	0	0	14

Lincoln (Oct. 20) --- Marlon Lucky broke his own Nebraska running back record by hauling in 13 receptions for 125 yards, but it was not enough to offset a powerful Texas A&M running game, as the Huskers fell to the Aggies, 36-14, at Memorial Stadium.

The Huskers trailed 16-14 at the half, before Texas A&M took control of the game in the third quarter. Nebraska watched Texas A&M produce three long scoring drives to consume most of the second-half clock. The Aggies scored on drives of 80, 80 and 76 yards in the second half, eating up 15:40 on 34 plays on those drives.

Texas A&M's Jorvorskie Lane capped all three drives with short touchdown runs, as he finished the day with 15 carries for 130 yards and four scores. Lane wasn't the only Aggie to put up big numbers on the ground as A&M quarterback Stephen McGee carried a career-high 35 times for 167 yards.

As a team, the Aggies rushed for 359 yards, while adding 100 yards through the air to finish the day with 459 yards of total offense. The Huskers also amassed more than 400 yards of total offense, led by Sam Keller's 275 passing yards. NU added 130 yards on the ground, including 60 yards and one touchdown on just nine carries from freshman I-back Quentin Castille.

Although the total offense numbers were similar, Nebraska was victimized by three fumbles, while Texas A&M did not commit a turnover on the afternoon.



SCORING SUMMARY

1st	09:17	TAMU	Taylor 2 yd pass from McGee (Szymanski kick blocked)
	06:32	NU	Castille 3 yd run (Henery kick)
	01:35	TAMU	Szymanski 39 yd field goal
2nd	10:38	TAMU	Lane 1 yd run (Szymanski kick)
	02:26	NU	Purify 10 yd pass from Keller (Henery kick)
3rd	11:05	TAMU	Lane 2 yd run (Szymanski kick)
	04:29	TAMU	Lane 4 yd run (Szymanski kick)
4th	04:32	TAMU	Lane 1 yd run (Franks rush failed)

TEAM STATISTICS

	A&M	NU
FIRST DOWNS	28	24
RUSHES-YARDS (NET)	66-359	26-130
PASSING YDS (NET)	100	275
Passes Att-Comp-Int	22-13-0	44-26-0
TOTAL OFFENSE PLAYS-YARDS	88-459	70-405
Fumble Returns-Yards	0-0	0-0
Punt Returns-Yards	2-14	2-10
Kickoff Returns-Yards	0-0	3-65
Interception Returns-Yards	0-0	0-0
Punts (Number-Avg)	5-40.0	4-41.8
Fumbles-Lost	0-0	3-3
Penalties-Yards	5-38	4-30
Possession Time	36:55	23:05
Third-Down Conversions	7 of 15	6 of 13
Fourth-Down Conversions	2 of 2	1 of 3
Red-Zone Scores-Chances	6-6	2-3
Sacks By: Number-Yards	2-8	2-17

RUSHING: Texas A&M-McGee, Stephen 35-167; Lane, Jorvorsk. 15-130; Goodson, Mike 8-32; Johnson, Jerrod 4-18; Tarrant, Corn. 2-7; Smith, Keondra 1-3; Alexander, Chris 1-2. **Nebraska**-Castille, Quentin 9-60; Helu, Roy 5-39; Lucky, Marlon 8-23; Hardy, Frantz 1-19; Keller, Sam 3-minus 11.

PASSING: Texas A&M-McGee, Stephen 13-22-0-100. **Nebraska**-Keller, Sam 26-44-0-275.

RECEIVING: Texas A&M-Brown, Pierre 4-49; Thomas, Joey 2-19; Alexander, Chris 2-16; Taylor, Earvin 2-0; Franks, Kerry 1-9; Lane, Jorvorsk. 1-5; Goodson, Mike 1-2. **Nebraska**-Lucky, Marlon 13-125; Purify, Maurice 3-42; Swift, Nate 3-40; Hill, Sean 3-33; Nunn, Terrence 2-27; Erickson, Dan 1-6; Helu, Roy 1-2.

INTERCEPTIONS: Texas A&M-None. **Nebraska**-None

FUMBLES: Texas A&M-None. **Nebraska**-Castille, Q. 1-1; Keller, Sam 1-1; Swift, Nate 1-1.

SACKS (Sacks-Yds): Texas A&M-Miller, Von 1-4; Dixon, Alton 1-4. **Nebraska**-West, Anthony 1-9; McKeon, Corey 1-8.

TACKLES (UA-A): Texas A&M-Dodge, Mark 5-6. **Nebraska**-McKeon, Corey 3-11.

2007 Game-by-Game

Game 9 | Texas 28, Nebraska 25

SCORE BY QUARTERS	1	2	3	4	FINAL
Nebraska	0	10	7	8	25
Texas	3	0	6	19	28

Austin, Texas (Oct. 27) --- Junior wide receiver **Nate Swift** grabbed a pair of touchdown passes and the Nebraska Blackshirt defense turned in a stellar defensive performance for three quarters, but No. 17 Texas ran off 25 straight points in the final 20 minutes to secure a 28-25 win.

The Huskers held the Longhorns out of the end zone for the first three quarters and reeled off 17 unanswered points to take control of the game in the second and third quarters. But three Ryan Bailey field goals in the first 45 minutes and three long touchdown runs by Jamaal Charles in the final 15 minutes propelled the Longhorns to the victory.

Charles ran the Longhorns to victory by posting a Husker all-time opponent record with 290 yards on the afternoon, breaking the previous mark of 247 yards held by Oklahoma's Billy Sims in 1979. Nebraska finished the day with 447 total yards, while Texas amassed 545 total yards, including 261 yards in the final quarter, with 248 of those coming on the ground.

Sam Keller completed 23-of-35 passes for 298 yards with two touchdowns and no interceptions. Keller's favorite connection against UT was Swift, as the junior from Minnesota hauled in six passes for 112 yards and two touchdowns. Despite the battery of McCoy, it was Keller who was knocked out of the game on NU's final drive.

Junior quarterback Joe Ganz stepped in and completed 2-of-3 passes for 17 yards with both completions to Maurice Purify, including a 13-yard connection on fourth down and a four-yard touchdown strike. Ganz also added a 12-yard run to keep NU's drive alive. Ganz also hooked up with Swift on a two-point conversion to pull the Huskers within a field goal.



SCORING SUMMARY

1st	03:05	UT	Bailey 38 yd field goal
2nd	13:41	NU	Henry 31 yd field goal
	00:36	NU	Swift 24 yd pass from Keller (Henry kick)
3rd	12:32	NU	Swift 23 yd pass from Keller (Henry kick)
	03:56	UT	Bailey 47 yd field goal
	00:02	UT	Bailey 49 yd field goal
4th	12:23	UT	Charles 25 yd run (McCoy pass failed)
	07:33	UT	Charles 86 yd run (McCoy rush failed)
	03:34	UT	Charles 40 yd run (Bailey kick)
	01:55	NU	Purify 4 yd pass from Ganz (Swift pass from Ganz)

TEAM STATISTICS

	NU	UT
FIRST DOWNS	20	25
RUSHES-YARDS (NET)	38-132	48-364
PASSING YDS (NET)	315	181
Passes Att-Comp-Int	38-25-0	29-12-1
TOTAL OFFENSE PLAYS-YARDS	76-447	77-545
Fumble Returns-Yards	0-0	1-7
Punt Returns-Yards	0-0	2-6
Kickoff Returns-Yards	4-87	4-71
Interception Returns-Yards	1-0	0-0
Punts (Number-Avg)	8-42.6	4-42.5
Fumbles-Lost	1-1	1-0
Penalties-Yards	9-59	3-25
Possession Time	30:28	29:32
Third-Down Conversions	6 of 17	7 of 16
Fourth-Down Conversions	2 of 2	0 of 0
Red-Zone Scores-Chances	3-3	0-1
Sacks By: Number-Yards	1-3	2-18

RUSHING: Nebraska-Lucky, Marlon 24-111; Helu, Roy 5-14; Castille, Q. 5-12; Ganz, Joe 1-12; Glenn, Cody 1-1; Keller, Sam 2-minus 18. **Texas**-Charles, Jamaal 33-290; McCoy, Colt 11-55; McGee, Vondrell 3-22; Ogbonnaya, Chri 1-minus 3.

PASSING: Nebraska-Keller, Sam 23-35-0-298; Ganz, Joe 2-3-0-17. **Texas**-McCoy, Colt 12-28-1-181; TEAM 0-1-0-0.

RECEIVING: Nebraska-Swift, Nate 6-112; Lucky, Marlon 6-41; Purify, Maurice 5-38; Nunn, Terrence 2-29; Sand, Andy 2-16; Hill, Sean 2-13; Hardy, Frantz 1-56; Helu, Roy 1-10. **Texas**-Cosby, Quan 5-113; Jones, Nate 4-33; Finley, Jermich 2-25; Ogbonnaya, Chri 1-10.

INTERCEPTIONS: Nebraska-Potter, Zach 1-0. **Texas**-None.

FUMBLES: Nebraska-Keller, Sam 1-1. **Texas**-Cosby, Quan 1-0.

SACKS (Sacks-Yds): Nebraska-Poulosky, Andy 1-3. **Texas**-Orakpo, Brian 1-11. Okam, Frank 1-7.

TACKLES (UA-A): Nebraska-Asantie, Larry 7-2. **Texas**-Kindle, Sergio 7-1.

Game 10 | Kansas 76, Nebraska 39

SCORE BY QUARTERS	1	2	3	4	FINAL
Nebraska	14	10	7	8	39
Kansas	21	27	21	7	76

Lawrence, Kansas (Nov. 3) --- In his first career start as Nebraska's quarterback, Joe Ganz threw for more than 400 yards and led the Husker offense to 39 points, but it was not enough in NU's 76-39 loss at No. 8 Kansas.

Ganz finished the day by completing 25-of-50 passes for 405 yards and four touchdowns to lead Nebraska to the biggest offensive output allowed by KU's defense this season. NU's 39 points surpassed the total output produced KU's first five opponents combined at home this season (33 points).

Senior wide receiver **Maurice Purify** was Ganz's favorite target on the day. Purify finished with career highs in receptions (7) and receiving yards (158) while becoming the first Husker with three touchdown catches in one game since 2000. Marlon Lucky added six catches for 82 yards, including a 62-yarder.

The Jayhawks were even more efficient than NU in producing the highest point total ever by a Husker opponent. The Jayhawks took their first lead at 21-14 at the end of the first quarter and carried a 48-24 lead into the locker room at the half.



SCORING SUMMARY

1st	03:05	UT	Bailey 38 yd field goal
1st	09:04	NU	Ganz 3 yd run (Henry kick)
	06:38	KU	Meier 13 yd pass from Reesing (Webb kick)7
	04:58	NU	Lucky 62 yd pass from Ganz (Henry kick)
	03:16	KU	McAnderson 2 yd run (Webb kick)
	01:00	KU	Sharp 26 yd pass from Reesing (Webb kick)
2nd	10:34	KU	McAnderson 9 yd run (Webb kick)
	09:44	NU	Purify 19 yd pass from Ganz (Henry kick)
	08:30	KU	Henry 5 yd pass from Reesing (Webb kick)
	02:43	KU	McAnderson 1 yd run (Webb kick)
	01:16	KU	Briscoe 13 yd pass from Reesing (Webb kick failed)
	00:12	NU	Henry 27 yd field goal
3rd	11:39	NU	Purify 14 yd pass from Ganz (Henry kick)
	08:17	KU	Briscoe 14 yd pass from Reesing (Webb kick)
	05:45	KU	Briscoe 7 yd pass from Reesing (Webb kick)
	03:34	KU	Sharp 11 yd run (Webb kick)
4th	11:12	KU	McAnderson 6 yd run (Webb kick)
	04:26	NU	Purify 8 yd pass from Ganz (Swift pass from Ganz)

TEAM STATISTICS

	NU	KU
FIRST DOWNS	22	34
RUSHES-YARDS (NET)	23-79	49-218
PASSING YDS (NET)	405	354
Passes Att-Comp-Int	50-25-4	41-30-0
TOTAL OFFENSE PLAYS-YARDS	73-484	90-572
Fumble Returns-Yards	0-0	0-0
Punt Returns-Yards	0-0	2-8
Kickoff Returns-Yards	8-161	6-203
Interception Returns-Yards	0-0	4-66
Punts (Number-Avg)	3-36.3	1-22.0
Fumbles-Lost	1-1	0-0
Penalties-Yards	4-22	2-10
Possession Time	24:39	35:21
Third-Down Conversions	8 of 15	12 of 15
Fourth-Down Conversions	1 of 1	0 of 0
Red-Zone Scores-Chances	5-5	10-10
Sacks By: Number-Yards	0-0	1-7

RUSHING: Nebraska-Helu, Roy 9-56; Lucky, Marlon 8-15; Ganz, Joe 5-11; Castille, Quentin 1-minus 3. **Kansas**-McAnderson, Branden 25-119; Sharp, Jake 11-44; Henry, Marcus 1-23; Quigley, Angus 6-17; Reesing, Todd 4-10; Meier, Kerry 1-5; TEAM 1-0.

PASSING: Nebraska-Ganz, Joe 25-50-4-405. **Kansas**-Reesing, Todd 30-41-0-354.

RECEIVING: Nebraska-Purify, Maurice 7-158; Lucky, Marlon 6-83; Swift, Nate 3-42; Peterson, Todd 2-59; Hill, Sean 2-13; Hardy, Frantz 1-13; Teafattler, Hunter 1-13; Holt, Menelik 1-13; Nunn, Terrence 1-9; Helu, Roy 1-2. **Kansas**-Henry, Marcus 6-101; Fields, Dexton 6-55; Briscoe, Dezmon 5-52; Fine, Derek 5-33; Meier, Kerry 4-42; Sharp, Jake 2-27; McAnderson, Bra 1-36; Foster, Jeff 1-8.

INTERCEPTIONS: Nebraska-None. **Kansas**-Stuckey, Darrel 1-38; Thornton, Justi 1-25; Rivera, Mike 1-3; Larson, John 1-0.

FUMBLES: Nebraska-Castille, Quentin 1-1. **Kansas**-None.

SACKS (Sacks-Yds): Nebraska-None. **Kansas**-Blakesley, Cale 1-7.

TACKLES (UA-A): Nebraska-Octavien, Steve 6-5. **Kansas**-Rivera, Mike 3-4.

2007 Game-by-Game

Game 11 | Nebraska 73, Kansas State 31

SCORE BY QUARTERS	1	2	3	4	FINAL
Kansas State	10	0	7	14	31
Nebraska	14	24	14	21	73

Lincoln (Nov. 10) ---Joe Ganz produced one of the best individual offensive performances in school history to lead a high-powered Nebraska offense to a 73-31 victory over visiting Kansas State in the Big Red's regular-season home finale.

Ganz shattered both Nebraska's single-game total offense (528 yards) and single-game passing records (510 yards), while adding a school record for the most touchdown passes thrown in a game with seven. Nebraska amassed 702 yards of total offense on the day, the first time since 1995 (vs. Iowa State) that the Huskers crossed the 700-yard plateau.

Wide receiver Maurice Purify led NU aerial attack with six receptions for 108 yards, while Frantz Hardy tied a school record with three touchdown receptions for a total of 83 yards and Terrence Nunn added five catches for 56 yards and a touchdown. I-back Marlon Lucky added six catches for 78 yards and posted 103 yards with two scores on the ground.

Senior cornerback Cortney Grixby ignited the Husker faithful with a scintillating 94-yard kickoff return for a touchdown to tie the score midway through the opening quarter.



SCORING SUMMARY

1st	08:55	KS	Nelson 21 yd pass from Freeman (Rossman kick)
	08:42	NU	Grixby 94 yd kickoff return (Henery kick)
	04:34	KS	Rossman 31 yd field goal
2nd	00:32	NU	Lucky 26 yd pass from Ganz (Henery kick)
	13:09	NU	Hardy 36 yd pass from Ganz (Henery kick)
	06:39	NU	Henery 27 yd field goal
3rd	02:05	NU	Lucky 5 yd run (Henery kick)
	00:08	NU	Peterson 23 yd pass from Ganz (Henery kick)
	12:00	NU	Hardy 8 yd pass from Ganz (Henery kick)
4th	06:16	NU	Hardy 39 yd pass from Ganz (Henery kick)
	02:48	KS	Freeman 4 yd run (Rossman kick)
	14:17	NU	Nunn 7 yd pass from Ganz (Henery kick)
	10:58	NU	Peterson 11 yd pass from Ganz (Henery kick)
	10:02	KS	Alstatt 1 yd pass from Freeman (Rossman kick)
	04:04	NU	Lucky 3 yd run (Henery kick)
	02:19	KS	Johnson 53 yd run (Rossman kick)

TEAM STATISTICS

	KSU	NU
FIRST DOWNS	24	35
RUSHES-YARDS (NET)	28-108	37-183
PASSING YDS (NET)	320	519
Passes Att-Comp-Int	44-26-0	43-31-0
TOTAL OFFENSE PLAYS-YARDS	72-428	80-702
Fumble Returns-Yards	0-0	0-0
Punt Returns-Yards	0-0	3-48
Kickoff Returns-Yards	7-92	5-154
Interception Returns-Yards	0-0	0-0
Punts (Number-Avg)	6-42.0	1-36.0
Fumbles-Lost	3-0	1-0
Penalties-Yards	7-40	6-71
Possession Time	25:49	34:11
Third-Down Conversions	6 of 14	5 of 11
Fourth-Down Conversions	0 of 1	3 of 3
Red-Zone Scores-Chances	4-4	6-6
Sacks By: Number-Yards	3-15	4-40

RUSHING: Kansas State-Johnson, James 16-129; Patton, Leon 3-15; Murphy, Deon 2-4; TEAM 1-minus 15; Freeman, Josh 6-minus 25. **Nebraska**-Lucky, Marlon 16-103; Castille, Q. 11-50; Ganz, Joe 6-18; Purify, Maurice 1-7; Helu, Roy 2-6; TEAM 1-minus 1.

PASSING: Kansas State-Freeman, Josh 26-44-0-320. **Nebraska**-Ganz, Joe 30-40-0-510; Davis, Beau 1-1-0-9; TEAM 0-1-0-0; Lucky, Marlon 0-1-0-0.

RECEIVING: Kansas State-Nelson, Jordy 9-125; Murphy, Deon 5-106; Johnson, James 3-38; Mastrud, Jeron 3-13; Gonzalez, Daniel 2-25; Purvis, Tony 1-6; Wilson, Cedric 1-5; Alstatt, Brett 1-1; Patton, Leon 1-1. **Nebraska**-Purify, Maurice 6-108; Lucky, Marlon 6-78; Nunn, Terrence 5-56; Peterson, Todd 4-85; Hardy, Frantz 3-83; Erickson, Dan 3-25; Swift, Nate 2-38; Holt, Menelik 1-35; Castille, Quentin 1-11.

INTERCEPTIONS: Kansas State-None. **Nebraska**-None

FUMBLES: Kansas State-TEAM 2-0; McKinney, Justin 1-0. **Nebraska**-Ganz, Joe 1-0.

SACKS (Sacks-Yds): Kansas State-Campbell, Ian 1-0; Houlik, John 1-3; Cheatham, Ray 1-2. **Nebraska**-Turner, Barry 1-19; Green, Tierre 1-14 Octavien, Steve 1.5-5; Murlilo, Armando 0.5-2.

TACKLES (UA-A): Kansas State-Carney, Chris 6-7. **Nebraska**-Octavien, Steve 4-5.

Game 12 | Colorado 65, Nebraska 51

SCORE BY QUARTERS	1	2	3	4	FINAL
Nebraska	14	21	0	16	51
Colorado	17	7	20	21	65

Boulder, Colo. (Nov. 23) --- A pair of interceptions and a blocked punt quickly turned a 35-24 Nebraska halftime lead into a 44-35 deficit, as Colorado scored 20 unanswered points during a 5:07 span in the third quarter en route to scoring 34 straight second-half points to end the Huskers' season with a 65-51 victory on a chilly Friday afternoon in Boulder, Colo.

After Nebraska scored touchdowns on four of its final five first-half possessions to erase a 10-point deficit and build a 35-24 halftime advantage, Colorado scored 41 points in the second half, while shutting out the Husker offense until a Maurice Purify 9-yard touchdown grab with 2:08 remaining.

The tide began to turn when NU quarterback Joe Ganz had his third-down pass intercepted by Jimmy Smith and returned 31 yards for a touchdown with 10:26 remaining in the third quarter. Although the Huskers still led 35-31 after the score, it began the momentum swing that ultimately turned the game in CU's favor. Ganz did pass for 484 yards and four touchdowns and post 521 yards of total offense. Purify caught 11 passes, Marlon Lucky had eight and **Terrence Nunn** had four receptions.

Prior to Smith's interception return, the CU defense had failed to force a punt while surrendering 28 points in five straight Nebraska possessions going back to late in the first quarter.

SCORING SUMMARY

1st	12:49	CU	Eberhart 25 yd field goal
	12:13	NU	Ganz 28 yd run (Henery kick)
	07:21	CU	Hawkins 5 yd run (Eberhart kick)
2nd	02:38	CU	Sprague 4 yd run (Eberhart kick)
	00:16	NU	Lucky 2 yd run (Henery kick)
	06:19	NU	Ganz 8 yd run (Henery kick)
3rd	03:04	NU	Purify 25 yd pass from Ganz (Henery kick)
	01:25	CU	DeVree 11 yd pass from Hawkins (Eberhart kick)
	00:23	NU	Peterson 16 yd pass from Ganz (Henery kick)
4th	10:26	CU	Smith 31 yd interception return (Eberhart kick)
	08:10	CU	Charles 9 yd run (Eberhart kick)
	05:19	CU	Charles 1 yd run (Eberhart kick failed)
	14:32	CU	McKnight 11 yd pass from Hawkins (Eberhart kick)
	04:16	CU	Charles 2 yd run (Eberhart kick)
	02:08	NU	Purify 9 yd pass from Ganz (Lucky pass from Ganz)
	01:23	CU	Ellis 28 yd run (Eberhart kick)
	00:26	NU	Purify 4 yd pass from Ganz (Hill pass from Ganz)

TEAM STATISTICS

	NU	CU
FIRST DOWNS	28	26
RUSHES-YARDS (NET)	20-126	52-277
PASSING YDS (NET)	484	241
Passes Att-Comp-Int	31-58-3	17-29-0
TOTAL OFFENSE PLAYS-YARDS	78-610	81-518
Fumble Returns-Yards	0-0	0-0
Punt Returns-Yards	1-14	4-51
Kickoff Returns-Yards	11-179	5-125
Interception Returns-Yards	0-0	3-114
Punts (Number-Avg)	5-35.2	5-39.6
Fumbles-Lost	3-0	0-0
Penalties-Yards	10-57	7-65
Possession Time	26:03	33:57
Third-Down Conversions	2 of 11	10 of 16
Fourth-Down Conversions	2 of 3	0 of 0
Red-Zone Scores-Chances	5-5	8-8
Sacks By: Number-Yards	0-0	1-5

RUSHING: Colorado-Charles, Hugh 33-175; Sprague, Dusty 6-48; Ellis, Byron 4-35; Hawkins, Cody 5-15; Smith, Josh 3-14. **Nebraska**-Lucky, Marlon 12-69; Ganz, Joe 6-37; Hardy, Frantz 2-20.

PASSING: Colorado-Hawkins, Cody 17-29-0-241. **Nebraska**-Ganz, Joe 31-58-3-484.

RECEIVING: Colorado-DeVree, Tyson 4-51; Celestine, Kendr 3-34; McKnight, Scotty 3-34; Smith, Josh 2-20; Robinson, Stepho 1-35; Charles, Hugh 1-33; Sprague, Dusty 1-22; Geer, Riar 1-8; Williams, Patric 1-4. **Nebraska**-Purify, Maurice 11-136; Lucky, Marlon 8-115; Nunn, Terrence 4-88; Holt, Menelik 2-49; Peterson, Todd 2-46; Swift, Nate 2-32; Hardy, Frantz 1-11; Castille, Quentin 1-7.

INTERCEPTIONS: Colorado-Brown, Châpelle 1-51; Harris, Lionel 1-32; Smith, Jimmy 1-31. **Nebraska**-None

FUMBLES: Colorado-None. **Nebraska**-None.

SACKS (Sacks-Yds): Colorado-Jones, Brad 1-5. **Nebraska**-None.

TACKLES (UA-A): Colorado-Dizon, Jordon 9-9. **Nebraska**-Octavien, Steve 3-9.

