

NEBRASKA

2008 HUSKER FOOTBALL



Nebraska Media Relations ♦ One Memorial Stadium ♦ Lincoln, NE 68588-0123 ♦ Phone: (402) 472-2263 ♦ Fax: (402) 472-2005

2008 Nebraska Schedule

Date	Opponent (TV)	Time/Result
Aug. 30	Western Michigan (FSN PPV)	W, 47-24
Sept. 6	San Jose St. (FSN PPV)	11:40 a.m.
Sept. 13	New Mexico St. (FSN PPV)	TBA
Sept. 27	Virginia Tech	TBA
Oct. 4	Missouri (HC)	TBA
Oct. 11	at Texas Tech	TBA
Oct. 18	at Iowa State	TBA
Oct. 25	Baylor	TBA
Nov. 1	at Oklahoma	TBA
Nov. 8	Kansas	TBA
Nov. 15	at Kansas State	TBA
Nov. 28	Colorado (ABC)	2:30 p.m.

All times Central and subject to change

Television

Fox Sports Net PPV

Ron Thulin, Play-by-Play
Dave Lapham, Color
Joel Goldberg, Sidelines



Note: Available in Nebraska and other participating cable and satellite systems.

Radio

Husker Sports Network

Greg Sharpe, Play-by-Play
Adrian Fiala, Color
Matt Davison, Color
Lane Grindle, Sidelines



Internet

Huskers.com

Husker Sports Network free audio
Live stats, game-day information, photo galleries



Other

Sirius Satellite Radio

Channel TBA



NU this Week

Nebraska has passed for 300 or more yards in each of its last five games dating back to last season. Prior to the Texas game last fall, Nebraska's previous long streak of consecutive 300-yard passing days was three straight games in October of 1972.

Game 2: Nebraska vs. San Jose State

Sept. 6, 2008 ♦ Memorial Stadium ♦ Lincoln, Neb. ♦ 11:40 a.m.

Television: Fox Sports Net PPV

Radio: Husker Sports Network

Series Record: Nebraska leads, 1-0

Last Meeting: Nebraska 49-13, 2000

Surface: Fieldturf

Capacity: 81,067 (291st Consecutive Sellout)



Nebraska

Record 1-0 (0-0 Big 12)
Ranking Not Ranked
Last Game def. W. Michigan, 47-24
Coach Bo Pelini
Career/NU Record vs. San Jose State 2-0/1st year first meeting



San Jose State

Record 1-0 (0-0 WAC)
Ranking Not Ranked
Last Game def. UC Davis, 13-10
Coach Dick Tomey
Career/SJSU Record vs. Nebraska 176-129-7/18-19 1-2

This Week's Matchup

Nebraska matches up with San Jose State after both teams were victorious in their season openers on Saturday night. The Huskers won their season opener for a nation-leading 23rd straight season with a 47-24 victory over Western Michigan at Memorial Stadium. Quarterback Joe Ganz threw for 345 yards and four touchdowns to lead the high-powered NU offense. San Jose State pulled out a 13-10 victory over UC-Davis with a 17-yard touchdown pass with eight seconds remaining in the game.

The Series

The matchup will mark the second all-time meeting between Nebraska and San Jose State. The Huskers defeated the Spartans, 49-13, in the season opener in 2000, when NU rolled up 505 rushing yards. This week's matchup marks the first of two straight games against WAC opponents with New Mexico State on the schedule Sept. 13.

The Coaches

Nebraska: Bo Pelini (Ohio State '90) is in his first season with the Huskers. Pelini owns a 2-0 career record. In addition to the season-opening victory over Western Michigan, Pelini led Nebraska to a victory as interim head coach in the 2003 Alamo Bowl. Pelini has served as defensive coordinator at Nebraska, Oklahoma, and most recently LSU over the past five seasons. Previously, he had stints as an NFL assistant with San Francisco, New England and Green Bay.

San Jose State: Dick Tomey (DePauw '60) is 18-19 in his fourth season as the head coach at San Jose State and 176-129-7 overall in 28 seasons as a collegiate head coach. Tomey previously served as a head coach at Hawaii and Arizona. He is 1-2 against Nebraska, 0-2 at Hawaii and 1-0 at Arizona.

Nebraska Football

Nebraska is 809-333-40 all-time, one of just four schools with 800 all-time victories. ♦ Nebraska has won five national championships (1970, 1971, 1994, 1995, 1997). ♦ The Cornhuskers have won 43 conference championships. ♦ Nebraska's 44 all-time bowl appearances rank fifth nationally. ♦ Since 1970, Nebraska has 375 wins, 24 more than any other school in the country. ♦ Nebraska's 96 football Academic All-Americans leads the nation. ♦ The Huskers have had 106 All-Americans in school history.



Nebraska-Western Michigan Stat Wrap

Team Stats	WMU	NU
First Downs	19	24
Rushes-Yards	25-8	31-138
Passes	30-49-1	20-36-2
Passing Yards	342	345
Total Offense	350	483
3rd-Down Conversions	6-17	5-13
Turnovers	2	2
Sacks by	0-0	4-28
Time of Possession	29:36	30:24

NU Rushing Leaders

Roy Helu Jr.—7 carries, 54 yards
Marlon Lucky—12 carries, 43 yards, 1 TD

NU Passing Leader

Joe Ganz—20-36-2, 345 yards, 4 TD

NU Receiving Leaders

Nate Swift—5 receptions, 121 yards, 2 TD
Menelik Holt—5 receptions, 59 yards

NU Defensive Leaders

Cody Glenn—9 UT, 3 AT, 12 TT, 3-10 TFL, 3 PBU, FC
Prince Amukamara—5 UT, 3 AT, 8 TT, PBU, hurry
Ty Steinkuhler—3 UT, 5 AT, 8 TT

NU Special Teams Leader

Alex Henery—4-4 FG (all 40+yards), 5-5 PAT
Adi Kunalic—5 touchbacks

2008 Big 12 Conference Standings

North Division

Team	Records		Next Game
	Big 12	Overall	
Nebraska	0-0	1-0	San Jose State
Colorado	0-0	1-0	Eastern Washington
Iowa St.	0-0	1-0	Kent State
Kansas	0-0	1-0	Louisiana Tech
Kansas St.	0-0	1-0	Montana State
Missouri	0-0	1-0	Southeast Missouri

South Division

Team	Records		Next Game
	Big 12	Overall	
Oklahoma	0-0	1-0	Cincinnati
Oklahoma St.	0-0	1-0	Houston
Texas	0-0	1-0	at UTEP
Texas Tech	0-0	1-0	at Nevada
Baylor	0-0	0-1	Northwestern State
Texas A&M	0-0	0-1	at New Mexico

2008 Nebraska Non-Conference Opponents

Team	Record	Next Game
Western Michigan	0-1	Northern Illinois
San Jose State	1-0	at Nebraska
New Mexico State	0-0	Nicholls State ppd.
Virginia Tech	0-1	Furman

Noting Game One...Nebraska 47, Western Michigan 24

* The win marked the 23rd straight season Nebraska has won its season opener, dating back to a 1985 loss to Florida State at Memorial Stadium. The season-opening win streak is the longest in the nation. Nebraska has scored 40 or more points in 16 of the 23 games in the streak.

* Nebraska improved to 11-0 all-time in the month of August, and the victory was the Huskers' 42nd in its last 44 non-conference home games.

* Bo Pelini became the fifth straight Nebraska first-year head coach to win his season opener.

* Quarterback **Joe Ganz** had a career-long 32-yard run in the first quarter. The 32-yard run by Ganz was the longest by a Nebraska quarterback since Jammal Lord had a 66-yard run in the 2003 Alamo Bowl against Michigan State.

* Ganz passed for 345 yards and four touchdowns, and had six pass completions of 20 yards or more. He became the first quarterback in Nebraska history with four 300-yard passing games in a career. Ganz is averaging 436 passing yards per game in his four career starts.

* Ganz has thrown for 19 touchdown passes in his four starts, with at least four touchdown passes in each game. He is the only quarterback in school history with four straight four-TD pass games.

* Ganz's 345 passing yards were the most ever by a Husker in a season opener, bettering Zac Taylor's 287 yards against Louisiana Tech in 2006.

* Sophomore place-kicker **Alex Henery** connected on four 44-yard field goals. The 44-yard field goals were the longest of Henery's career, bettering a 39-yarder last season at Missouri. His four field goals tied a Memorial Stadium record and were the second most in school history. He also became the first kicker in Nebraska history with four field goals of 40 or more yards in a game. The last Husker with four field goals was Jordan Congdon against Maine on Sept. 3, 2005.

* Henery maintained his perfect kicking career. He has now connected on all 50 of his PAT attempts and is 12-of-12 on field goals. NU has made its last 14 field goals dating back to Nov. 4, 2006 (17 games).

* Senior receiver **Nate Swift** caught a career-long 61-yard touchdown pass in the second quarter. His previous career long catch was 49 yards against Troy in 2006. Swift added a two-yard TD catch later in the second quarter, marking his fourth career two touchdown game. His 14 career touchdown receptions tie for fourth on the Husker career list.

* Swift finished with five receptions for 121 yards for his fifth career 100-yard receiving game, tying Irving Fryar for second place on that list.

* Senior linebacker **Cody Glenn** was impressive in his first game at linebacker. He finished with a team-high 12 tackles and three tackles for loss and his three pass breakups were just one shy of the NU record for PBU by a linebacker.

* Junior receiver **Menelik Holt** caught five passes for 59 yards, including four catches for 48 yards in the first half. Holt entered the game with four career receptions.

* Sophomore running back **Quentin Castille** caught three passes for 38 yards. Last season he finished with three catches for 33 yards.

* Nebraska allowed eight rushing yards, the fewest by Nebraska since allowing -6 rushing yards against Maine on Sept. 3, 2005.

* Nebraska forced two turnovers, after forcing just one turnover in the final seven games of 2007.

* Huskers making their first career starts vs. WMU: TE Mike McNeill, TE Dreu Young, LT Mike Smith, RT Marcel Jones, LB Cody Glenn, CB Prince Amukamara, CB Eric Hagg, CB Anthony West, S Matt O'Hanlon.

* True freshmen playing vs. WMU: LB Sean Fisher, S Mason Wald.

A Closer Look at the 2008 Nebraska Football Schedule

Date	Opponent	Time/Result	TV	Series	Last Meeting (Site)/Notes
Aug. 30	Western Michigan	W, 47-24	FSN PPV	NU, 1-0	Ganz tops 300 yards passing for fourth straight game/Henery 4-of-4 on FG attempts
Sept. 6	San Jose State	11:40 a.m.	FSN PPV	NU, 1-0	Nebraska 49-13, 2000 (Lincoln)/NU rushed for 505 yards in 2000 victory
Sept. 13	New Mexico State	TBA	FSN PPV	NU, 2-0	Nebraska 68-0, 1982 (Lincoln)/NU plays a WAC opponent for third straight season
Sept. 27	Virginia Tech	TBA	TBA	NU, 1-0	Nebraska 41-21, 1996 (Miami)/Third meeting with ACC foe in four seasons (Wake Forest)
Oct. 4	Missouri (HC)	TBA	TBA	NU, 63-35-3	Missouri, 41-6, 2007 (Columbia)/Home team has won past six meetings in series
Oct. 11	at Texas Tech	TBA	TBA	NU, 7-2	Texas Tech, 34-31, 2005 (Lincoln)/Nebraska is 3-1 all-time in meetings in Lubbock
Oct. 18	at Iowa State	TBA	TBA	NU, 84-16-2	Nebraska, 35-17, 2007 (Lincoln)/103rd meeting marks second-most played opponent
Oct. 25	Baylor	TBA	TBA	NU, 9-1	Nebraska, 23-14, 2005 (Waco)/NU has scored 49 or more pts. in last three home meetings
Nov. 1	at Oklahoma	TBA	TBA	OU, 43-37-3	Oklahoma, 21-7, 2006 (K.C.)/Sooners have won 3 of 4 after NU seven-game win streak
Nov. 8	Kansas	TBA	TBA	NU, 88-23-3	Kansas, 76-39, 2007 (Lawrence)/Huskers have won 19 straight at home against Kansas
Nov. 15	at Kansas State	TBA	TBA	NU, 75-15-2	Nebraska, 73-31, 2007 (Lincoln)/NU looks for four straight vs. KSU after losing 5 of 7
Nov. 28	Colorado	2:30 p.m.	ABC	NU, 46-18-2	Colorado, 65-51, 2007 (Boulder)/Road team has won four of past six matchups




Noting Pelini


Born: Dec. 13, 1967
Hometown: Youngstown, Ohio
Wife: Mary Pat
Children: Patrick, Kate and Caralyn
High School: Cardinal Mooney, 1986
College: Ohio State, 1990


Playing Experience


1987-90, Ohio State, free safety


Coaching Experience


Nebraska, 2008-present
 Head Coach 


LSU, 2005-07
 defensive coordinator 


Oklahoma, 2004
 co-def. coordinator, defensive backs 

Nebraska, 2003
 defensive coordinator,
 interim head coach for Alamo Bowl 

Green Bay Packers, 2000-02
 linebackers 

New England Patriots, 1997-99
 linebackers 

San Francisco 49ers, 1994-96
 assistant secondary 

Cardinal Mooney High School, 1993
 quarterbacks 

Iowa, 1991
 graduate assistant 

Huskers Under Pelini

Overall 2-0

vs. AP Ranked Teams	0-0
vs. AP Top 10 Teams	0-0
vs. Unranked Teams	2-0
vs. Big 12 Teams	0-0
Home	1-0
Road	0-0
Neutral	1-0
When Rushing for 200 or more yards	1-0
When Rushing for 300 or more yards	0-0
When passing for 200 or more yards	1-0
When passing for 300 or more yards	1-0
When NU player rushes for 100 yards	1-0
When NU has two 100-yard rushers	0-0
When NU player has 100 yards receiving	1-0
When Opponent has 100 Yd. Rusher	0-0
When Scoring 35 or More Points	1-0
When Hold Opp. to 10 Pts. or less	1-0
When forcing three or more turnovers	1-0
When Nebraska scores first	2-0
When Nebraska leads at halftime	2-0
When Nebraska trails at halftime	0-0
When Nebraska is tied at halftime	0-0
Games decided by 11 points or more	2-0
Games decided by 10 or less	0-0
Games decided by 7 or less	0-0
Games decided by 3 or less	0-0
Overtime games	0-0



Nebraska Head Coach Bo Pelini

Bo Pelini is in his first season as Nebraska's head coach after taking the reins of the program last December. Pelini joined the Huskers after a highly successful five-year run as a collegiate defensive coordinator, including orchestrating Nebraska's defensive efforts in 2003. Pelini owns a 2-0 career record after also serving as the interim head coach in the 2003 Alamo Bowl win over Michigan State.

Following his one season at Nebraska, Pelini served as the co-defensive coordinator at Oklahoma in 2004, helping the Sooners to the Big 12 title and BCS title game. He then followed with three seasons as the defensive coordinator at LSU. With the Tigers, Pelini led three consecutive defenses to No. 3 national rankings in total defense. He culminated his time in Baton Rouge by helping the Tigers to the 2007 national championship.

In addition to his five seasons at the collegiate level, Pelini coached in the NFL for nine seasons serving three years each with the San Francisco 49ers, New England Patriots and Green Bay Packers. Pelini was a team captain and four-year letterman as a safety at Ohio State from 1987 to 1990.

Pelini Brings Track Record of Defensive Success to NU

While the 2008 season marks Bo Pelini's first season as a head coach, he has an impressive track record as a defensive coordinator on the collegiate level. Pelini has been a part of five straight defenses that have ranked among the nation's best units, including his 2003 defense at Nebraska.

Pelini led the 2003 Blackshirts to impressive numbers. Nebraska nabbed a school-record 47 takeaways in 2003, including a Big 12-record 32 interceptions. NU finished the season second in scoring defense, first in pass efficiency defense and 11th in total defense. The success under Pelini has continued over the past four years, including the 2007 LSU defense that finished third nationally in total defense to help the Tigers to the BCS National Championship.

National Rankings of Pelini-led Defenses

	Total	Rush	Pass Eff.	Pass Yds.	Scoring
Nebraska					
2003	11	24	1	11	2
Oklahoma					
2004	13	6	42	28	3
LSU					
2005	3	6	3	11	3
2006	3	14	3	3	4
2007	3	12	3	9	17

* In 67 games as a collegiate coach, Pelini's defenses have posted eight shutouts, held the opposition to seven points or less 26 times and to 20 points or less 45 times.

* Pelini-led defenses have 149 total takeaways, including two top-three national rankings.

Pelini Looks to Build on Success of First-Year Coaches

Bo Pelini is the 28th head coach in the 119 seasons of Nebraska football and is hoping to find the first-year success of several of his predecessors.

Three of the previous four Nebraska head coaches (since 1962) began their Husker coaching careers with nine-win seasons. Bob Devaney posted a 9-2 record and led NU to the Gotham Bowl in 1962. That success followed six straight losing seasons by Nebraska. Tom Osborne guided the Huskers to a 9-2-1 record and a trip to the Cotton Bowl in 1973, while Frank Solich's first squad (1998) posted a 9-4 record and played in the Holiday Bowl.

Devaney (6), Solich (5) and Osborne (4) are among a group of five Husker coaches who won at least their first four games as a head coach. The other two in that group are Fielding Yost (6 in 1898) and E.J. "Doc" Stewart (5 in 1916).

Cornhusker Staff Has Familiarity with Nebraska, Big 12

The Nebraska coaching staff has many faces that are familiar to Nebraska fans and observers of the Big 12 Conference. Two assistant coaches returned from Nebraska's 2007 coaching staff in offensive coordinator/quarterbacks coach Shawn Watson and wide receivers coach Ted Gilmore. However, they are far from the only coaches who have familiarity with Nebraska and the Big 12 Conference.

Led by head coach Bo Pelini, every member of the 2008 Nebraska coaching staff has previous experience working in the Big 12. Pelini is one of eight full-time staff members who will enter the season with previous experience on the Nebraska sideline. Each member of Nebraska's offensive coaching staff has prior experience coaching in the Big 12's North Division.

Husker Coaching Staff



Carl Pelini
 Def. Coord./DL
 1st Season
 Field



Shawn Watson
 Off. Coord./QB
 3rd Season
 Press Box



Tim Beck
 Running Backs
 1st Season
 Press Box



Ron Brown
 Tight Ends
 1st/18th season
 Field



Barney Cotton
 Assoc. HC/OL
 1st/2nd season
 Field



Mike Ekeler
 Linebackers
 1st Season
 Field



Ted Gilmore
 Asst. HC/RC/WR
 4th Season
 Field



John Papuchis
 Def. Ends
 1st Season
 Press Box



Marvin Sanders
 Secondary
 1st/2nd Season
 Press Box



James Dobson
 Strength Coach
 1st Season



Three Things To Know About San Jose State

1. San Jose State entered the season with a young roster. Among the 80 players on the tentative travel roster, only 20 (25 percent) had more than one varsity letter. Possibly the youngest area on the squad is offensive line, where only five of the 10 Spartans listed on the two-deep have earned a letter, and none have earned more than one.
2. After losing record-setting quarterback Adam Tafrales to graduation, four Spartans entered last week's season opener on the quarterback depth chart. The job was wide open with Myles Eden making the start. Jordan La Secla also got in for a few snaps but it was Kyle Reed, a transfer from California, who moved to the top of the depth chart as he led SJSU to the winning score in the final minute.
3. San Jose State leads Western Athletic Conference teams with six all-time first-round National Football League Draft picks. Overall, 13 former Spartans have gone on to play at least 10 years in the NFL, including current Tampa Bay Buccaneer and three-time Pro Bowl quarterback Jeff Garcia and place-kicker Joe Nedney.

Breaking Down the Spartans

Offense

San Jose State entered the season knowing it will be young all around the offense, but will especially need time to gel up front where the line has just one senior letterman in the mix and a number of newcomers. In their first game together, the line allowed four sacks to UC Davis while SJSU produced just 273 yards total offense.

Despite the slow start, the Spartans found a way to win behind quarterback Kyle Reed, who came off the bench to hit 14-of-18 pass attempts for 132 yards and two touchdowns, including the go-ahead score with :08 remaining in the game. Reed hit Kevin Jurovich with the 17-yard, game-winning TD strike, giving Jurovich 11 catches for 99 yards. David Richmond (6 catches, 60 yards) and Jalal Beauchman (4 catches, 40 yards) also helped the Spartan offense through the air.

Reed led San Jose State with 28 yards rushing despite being sacked twice. Yonus Davis, who ran for more than 1,000 yards in 2006, matched Reed with seven rushing attempts but produced just 26 yards. As a team SJSU rushed for just 42 yards on 24 carries.

Defense

While the offense looks to continue growing this year with a young squad, the Spartan defense is being looked at as possibly one of the top units in the Western Athletic Conference. The Spartans return seven players with at least two letters, including three-year letterman Christopher Owens, a 5-10, 170-pound cornerback. Owens had four tackles in the season opener against UC Davis and an interception return for 25 yards. It was his 13th career interception and one of two on the night for SJSU.

San Jose State has a strong corps of players up front, led by defensive end Carl Ihenacho and Jarron Gilbert. Ihenacho, the 2007 team leader with 5.0 sacks, posted a team-high nine tackles including a sack for 14 yards and forced two fumbles against UCD. Gilbert, who had four tackles and a tackle for loss last weekend, is the active career TFL leader in the WAC with 21.

Special Teams

The Spartans three-year letterman Jared Strubeck at place-kicker but have a junior college transfer in his first season with SJSU handling the punting duties. Strubeck made eight of his last 10 attempts last year but missed from 42 and 43 yards in the opener. Philip Zavala won the punting job and averaged 37.6 yards per kick on five punts last week, downing three inside the 20 yard line.



2008 San Jose State Schedule/Results

Date	Opponent	Result/Time
8/30	UC Davis	W, 13-10
9/6	at Nebraska	11:30 a.m.
9/13	San Diego State	7 p.m.
9/20	at Stanford	8 p.m.
9/27	at Hawaii	10 p.m.
10/11	Utah State	7 p.m.
10/18	at New Mexico State	8 p.m.
10/24	Boise State	8 p.m.
11/1	at Idaho	3 p.m.
11/8	Louisiana Tech	7 p.m.
11/15	at Nevada	2:05 p.m.
11/21	Fresno State	8:30 p.m.

San Jose State Head Coach Dick Tomey

Working his 28th year as a head coach, Dick Tomey (DePauw, 1960) enters Saturday's game against Nebraska with a 176-129-7 (.575) career record. His 176 wins rank fourth among Division IA active head coaches, as he has spent the past quarter century roaming the sidelines at San Jose State (4th year), Arizona (14 years) and Hawaii (11 years) as a head coach. He also had one-year stops with the San Francisco 49ers (2003) and Texas Longhorns (2004).

Seventeen times in his career as a head coach Tomey has led his team to a winning record. Tomey owns an 18-19 record with the Spartans,

including posting a 9-4 mark in 2006, just the second winning season at San Jose State since the 1992 campaign. Tomey is one of a select few coaches at the Division IA level to lead three schools to nine-win seasons, as he had a pair of seasons with at least nine wins at Arizona and one at Hawaii.

During that successful 2006 campaign, Tomey led the Spartans to a spot in their first bowl game since 1990, leading San Jose State to a win in the New Mexico Bowl. Overall, it was SJSU's eighth all-time bowl appearance where the Spartans own a 5-3 record. Tomey is 5-2 as a head coach in bowl games, including 4-2 at Arizona.

2008 Nebraska-San Jose State Statistical Comparison

Nebraska (1-0) / San Jose State (1-0)

Category	NU	/ SJSU	Big 12	/ WAC	Natl.	/ Natl.
Rushing Offense	138.0	/ 42.0	7th	/ 7th	60th	/ 96th
Passing Offense	345.0	/ 231.0	2nd	/ 2nd	11th	/ 40th
Total Offense	483.0	/ 273.0	5th	/ 4th	28th	/ 84th
Scoring Offense	47.0	/ 13.0	5th	/ 5th	19th	/ 88th
Rushing Defense	8.0	/ 61.0	1st	/ 2nd	5th	/ 25th
Pass Defense	342.0	/ 193.0	10th	/ 3rd	101st	/ 54th
Pass Efficiency Defense	161.66	/ 141.22	4th	/ 2nd	22nd	/ 43rd
Total Defense	350.0	/ 254.0	6th	/ 3rd	t-63rd	/ 34th
Scoring Defense	24.0	/ 10.0	8th	/ 2nd	t-63rd	/ 23rd
Net Punting	31.0	/ 35.0	9th	/ 5th	78th	/ 54th
Punt Returns	13.67	/ 3.5	4th	/ 4th	27th	/ 66th
Kickoff Returns	20.4	/ 23.75	9th	/ 1st	54th	/ 35th
Turnover Margin	0.0	/ 0.0	5th	/ 2nd	t-40th	/ 40th
Sacks	4.0	/ 1.0	3rd	/ 4th	10th	/ t-63rd
Tackles For Loss	7.0	/ 4.0	3rd	/ 5th	t-28th	/ 75th
Sacks Allowed	0.0	/ 4.0	1st	/ 6th	t-1st	/ t-95th

bold indicates top-25 national ranking

Nebraska-San Jose State Series

Games: 1

Standing: Nebraska leads, 1-0-0

At Lincoln: Nebraska leads, 1-0-0

At Memorial Stadium: Nebraska leads, 1-0-0

Current win streak (start): Nebraska, one game (2000)

Date	Site	Rank NU/SJSU	Result	Score
9/2/2000	Lincoln	1/--	W	49-13

Series scoring

	Total	Average
Nebraska	49	49.0
San Jose State	13	13.0

Series Notes: Nebraska and San Jose State are meeting for the second time in school history...the teams opened the 2000 season against each other with the top-ranked Huskers posting a 49-13 victory...Nebraska rushed for 505 yards in the victory...this marks the third straight season Nebraska has faced a WAC opponent in non-conference action.



800-Win Club

Nebraska is one of four programs with 800 all-time victories, joining Michigan, Notre Dame and Texas. NU reached the historic milestone in 2006 and now has 809 all-time victories.

- 1. Michigan 869
- 2. Notre Dame 824
- 3. Texas 821
- 4. Nebraska 809**
- 5. Ohio State 798

Nebraska is in its 119th season of college football in 2008, and owns an 809-333-40 all-time record in 1,182 games (.701).

▶ Since the first season of Nebraska football in 1890, Husker teams have won 11 or more games 12 times, including seven times since 1993.

▶ Nebraska has won 12 or more games seven times, including three seasons with 13 wins (1971, 1994, 1997).

▶ Nebraska (702), Michigan (705), Alabama (728) and Notre Dame (736) were the only programs to win 700 games in the 1900s.

Nation's Best Since '70

Nebraska easily ranks as the nation's winningest program since the start of the 1970s, when Bob Devaney guided NU to back-to-back national titles in 1970 and 1971. During the past four decades, the Huskers have compiled a 375-92-5 record, for an .800 winning percentage in 472 games. NU's 375 wins in that time period are 24 more than Michigan which has the second-most wins since 1970.

- 1. Nebraska 375**
- 2. Michigan 351
- 3. Ohio State 346
- 4. Oklahoma 345
- 5. Penn State 338

▶ Nebraska has won 10 games or more 21 times since 1970.

▶ The Huskers have finished the regular season undefeated and untied seven times since 1965, and played in 13 national title games (for one of the two teams) and won five national titles since 1970.

▶ Nebraska was the first team in college football history to win 100 or more games in consecutive decades, ranking first in the 1980s (103-20) and second in the 1990s (108-16-1). NU narrowly missed 100 wins in the 1970s (98).

Huskers Continue Dominance Under Memorial Stadium Lights

Nebraska has had great success when playing under the lights at Memorial Stadium. Since the first night game in Lincoln in 1986, Nebraska is 25-3 under the lights at home, including last week's 47-24 victory over Western Michigan. Nebraska's lone setbacks under the Memorial Stadium lights were a 36-21 loss to No. 4 Washington in 1991, a 27-24 loss against No. 7 Texas in 2002 and a 49-31 loss to No. 1 USC in 2007.

The Huskers' dominance at night in Lincoln has been impressive, as 22 of the 25 home night wins have been decided by 13 points or more. Nebraska is 14-2 in home night games against non-conference opponents, and 4-3 against ranked opponents at night in Lincoln.

Huskers Bracing for Difficult 2008 Schedule

Saturday's matchup with San Jose State is part of a difficult 2008 slate for the Huskers. The Huskers faced 10 bowl teams a year ago, along with four teams that finished in the top 10, and this year's schedule figures to provide similar challenges.

* Six of Nebraska's 12 regular-season contests are against teams that participated in a bowl game following the 2007 campaign. Among the group are three teams that played in the Bowl Championship Series, including Virginia Tech (Orange), Oklahoma (Fiesta) and Kansas (Orange). Missouri (Cotton), Texas Tech (Gator) and Colorado (Independence) also played in a bowl game following last season.

* Four of Nebraska's 2008 opponents finished in the top 10 in the national polls last fall, including Missouri (4-AP, 5-Coaches), Kansas (7), Oklahoma (8) and Virginia Tech (9).

* Five Nebraska opponents were ranked in the top 17 in the preseason Associated Press Poll.

* NU is one of just four teams in the country scheduled to play three 2007 BCS teams this fall, and one of two teams that will face four foes that were ranked in the final top 10.

Games Against 2007 Top 10 Teams

4—Nebraska, Colorado

3—Auburn, Baylor, Kansas, Kansas State, Oklahoma State, Texas, Texas Tech

Games Against 2007 BCS Teams

3—Nebraska, Auburn, Cincinnati, Florida

Huskers Continue Season-Opening Success

Nebraska's 47-24 victory over Western Michigan continued a long string of success in season openers. The win was the Huskers' nation-leading 23rd straight victory in a season opener, four better than Florida's 19 straight season-opening victories.

The Huskers have won each of their last 23 season openers by 10 or more points, and own an 88-26-5 all-time record in season openers. Nebraska has scored 40 or more points in the season opener in 16 of the past 23 seasons. In that same period, the Huskers have limited the opposition to 14 points or less 15 times.

NU Hopes to Build on Opening Homestand

Nebraska has the benefit of eight home games in 2008, including each of the the Huskers' first five games. The 2008 season marks just the sixth time in school history and the first time since 2002 that Nebraska has played eight home games.

Nebraska also opened the 2005 campaign with five straight home games (4-1), but this year's schedule marks just the fifth time in NU history the Huskers have played five home games to open a season. Nebraska is the only Football Bowl Subdivision team to open 2008 with five home games.

Huskers to Face First of Two Straight Games Against WAC Opponents

Nebraska's matchup with San Jose State marks the first of two straight games against Western Athletic Conference opponents. New Mexico State will follow the Spartans to Lincoln, taking on the Huskers on Sept. 13.

▶ The two games against WAC foes marks the third straight season Nebraska has played an opponent from that conference. The Huskers took on Louisiana Tech in 2006 and defeated Nevada in the 2007 season opener.

▶ In the last decade, Nebraska also faced WAC opponents in 1998 (Louisiana Tech), 2000 (San Jose State), 2002 (Utah State) and 2003 (Utah State). Nebraska is scheduled to face WAC member Idaho in 2010.

▶ Nebraska is 18-1 all-time against current members of the Western Athletic Conference, with the only blemish coming in a 6-0 loss to Hawaii in 1955.

Season-Opening Win Streak

Year	Opponent (rank)	Result
1986	Florida State (11)	W, 34-17
1987	Utah State	W, 56-12
1988	Texas A&M (10)*	W, 23-14
1989	Northern Illinois	W, 48-17
1990	Baylor	W, 13-0
1991	Utah State	W, 59-28
1992	Utah	W, 49-22
1993	North Texas	W, 76-14
1994	West Virginia (24)*	W, 31-0
1995	at Oklahoma State	W, 64-21
1996	Michigan State	W, 55-14
1997	Akron	W, 59-14
1998	Louisiana Tech**	W, 56-27
1999	at Iowa	W, 42-7
2000	San Jose State	W, 49-13
2001	TCU***	W, 21-7
2002	Arizona State@	W, 48-10
2003	Oklahoma St. (24)	W, 17-7
2004	Western Illinois	W, 56-17
2005	Maine	W, 25-7
2006	Louisiana Tech	W, 49-10
2007	Nevada	W, 52-10
2008	Western Michigan	W, 47-24

*-Kickoff Classic

**-Eddie Robinson Classic

***-Pigskin Classic; @-BCA Classic



Nebraska Total Offense Stats

Nebraska finished the 2007 season ranked ninth nationally in total offense at 468.3 yards per game. That total was NU's best since averaging 513.7 yards per game in 1997. Last season marked the fourth time in the last 10 years NU has averaged at least 400 yards of total offense. Prior to 1998, Nebraska averaged better than 400 yards per game for 24 straight seasons.

Year	Total Offense
1998	384.9
1999	392.2
2000	459.9
2001	451.2
2002	373.1
2003	345.0
2004	363.2
2005	320.3
2006	414.6
2007	468.3
2008	483.0

Nebraska Scoring Offense Stats

NU finished 28th nationally in scoring at 33.4 points per game, the Huskers' best scoring average since 2001. Nebraska averaged 30 points or more for 24 straight years from 1978 to 2001.

Year	Scoring Offense
2001	37.4
2002	27.4
2003	24.8
2004	25.0
2005	24.7
2006	30.6
2007	31.8
2008	47.0

Top Passing Games in NU History

Rank	Player, Game	Yards
1.	Joe Ganz, 2007 vs. Kansas St.	510
2.	Joe Ganz, 2007 at Colorado	484
3.	Sam Keller, 2007 vs. Ball State	438
4.	Zac Taylor, 2005 vs. Iowa State	431
5.	Joe Ganz, 2007 at Kansas	405
6.	Zac Taylor, 2006 vs. Kansas	395
7.	Zac Taylor, 2005 at Colorado	392
8.	Sam Keller, 2007 vs. USC	389
9.	Joe Ganz, 2008 vs. W. Michigan	345
10.	Joe Dailey, 2004 vs. Baylor	342

Big 12 Conference POW Nominees

Game	Offense	Defense	Sp. Teams
W. Mich.	Swift	Glenn	Henery
SJSU			
NMSU			
Va. Tech			
Mizzou			
T. Tech			
Iowa State			
Baylor			
Oklahoma			
Kansas			
Kansas St.			
Colorado			

Bold indicates winner

Husker Offense Picks Up Where it Left Off

Nebraska had one of the nation's most explosive offenses in the second half of the 2007 season and appears to possess the same firepower in 2008. Nebraska opened the season by putting up 483 total yards in a 47-24 victory over Western Michigan, including 345 yards through the air.

NU finished last year ranked ninth nationally in total offense at 468.3 yards per game, and seventh in passing at 323.8 yards per game. The passing average was a school record, while the total offensive average was Nebraska's best in a decade.

After Nebraska's 483-yard effort against Western Michigan the Huskers have...

▶ Gained 400 total yards or more in six straight games. That marks the longest streak by Nebraska since the Huskers topped 400 total yards in 18 straight games from the 1996 Orange Bowl through the fourth game of the 1998 season.

▶ The Huskers are averaging 569.8 yards per game over their past four games, including 438.3 yards per game through the air. Nebraska is averaging 52.5 points over its past four games.

▶ Among Nebraska's offensive explosion to finish last year was a 702-yard day against Kansas State, the 10th-best output in school history and the best since 1995.

Quick-Strike Offense

Nebraska scored on eight of its first 10 possessions against Western Michigan, including seven straight drives after being forced to punt on its opening possession. Nebraska produced five touchdown drives that covered an average of more than 65 yards, but it took the Huskers an average of just 4.4 plays and only 1:38 to find the end zone.

Four of NU's five touchdown drives took less than two minutes, including each of the final three TD drives, when Nebraska found the end zone in 47, 37 and 37 seconds, respectively. Nebraska scored in four plays or less on four of its five touchdown drives, including a two-play, 74-yard scoring march on its final touchdown drive.

Ganz has now directed the Husker offense to seven touchdown drives under one minute in his last two games. Overall, the senior has guided the offense to 10 touchdown drives under one minute in his first four career starts, while the average length of Nebraska's touchdown drives over that stretch is just 2:05.

NU Offense a Touchdown Machine

Nebraska scored five touchdowns in its season-opening victory over Western Michigan, and has scored five or more touchdowns in each of its last four games.

▶ The last time Nebraska scored at least five touchdowns in four straight games was during the 2001 season, when the offense was directed by Heisman Trophy winner Eric Crouch. The Huskers' current streak includes the only four starts of quarterback Joe Ganz's career.

▶ During the current streak, Nebraska has scored a whopping 27 touchdowns, averaging nearly seven touchdowns per game. That marks the Huskers' best production since NU scored 29 touchdowns in its first four Big 12 Conference games during the 2000 season.

Ganz Continues Torrid Passing Streak

Senior quarterback **Joe Ganz** has been the man directing the high-octance Husker offense. Ganz started the final three games of the 2007 season and is firmly entrenched as NU's starter this fall. The Palos Heights, Ill., native has been nothing short of exceptional since taking over the quarterback role.

Ganz has thrown for at least 345 yards in his four starts, the only quarterback in school history with four 300-yard passing games. He also produced three of the five 400-yard passing days in school history in his three starts last season and the top two passing games in NU history – 510 yards against Kansas State and 484 yards at Colorado. He also posted the top two total offense games in NU history with 528 yards against KSU and 521 vs. Colorado.

Ganz in Four Career Starts

Game	A-C-I	Yds	TD	Pct.	Rushing	Total Offense
KU	50-25-4	405	4	.500	5-11-1	416
KSU	40-30-0	510	7	.750	6-18-0	528
CU	58-31-3	484	4	.534	6-37-2	521
WMU	36-20-2	345	4	.556	6-38-0	383
Totals	184-106-9	1,744	19	.576	23-104-3	1,848
		436.0 ypg				462.0 ypg

2008 Opening Act Impressive for Ganz

While his 345 yards passing did not match the gaudy numbers Ganz posted in three starts last November, he continued to make his mark in the Nebraska record books.

▶ The 345 yards passing were the most ever in a Nebraska season opener and ranked No. 9 on the Husker single-game passing list.

▶ Ganz connected with seven different receivers and completed six passes of 20 yards or more.

▶ Ganz has had at least four touchdown passes in each of his four starts with 19 total in the four-game period. His 19 TD passes are the most ever by a Nebraska quarterback in a four-game stretch. For perspective, the NU season record for passing touchdowns is 26 by Zac Taylor in 2006.



2008 Game Captains

Western Michigan—QB Joe Ganz, OG Matt Slauson, DE Barry Turner, P Dan Titchener

Huskers on Watch/Award Lists

Marlon Lucky, Sr., IB

Walter Camp Player of the Year Watch List
Maxwell Award Watch List
Doak Walker Award Watch List

Joe Ganz, Sr., QB

Johnny Unitas Golden Arm Award Watch List

Zach Potter, Sr., DE

Lott Trophy Watch List (Impact Defensive Player)
Hendricks Award Watch List (Best DE)

NU Season All-Purpose Yards Leaders

Year	Player	Yards	Avg.
2007	Marlon Lucky	1,559	141.7
2006	Brandon Jackson	1,459	104.2
2005	Cory Ross	1,274	106.1
2004	Cory Ross	1,393	126.6
2003	Josh Davis	1,474	113.3
2002	Jammal Lord	1,412	100.9
2001	Dahrran Diedrick	1,294	107.8
2000	Dan Alexander	1,171	106.5
1999	Eric Crouch	935	77.9
1998	Correll Buckhalter	887	73.9
1997	Ahman Green	1,982	165.2

Nebraska Career Rushing

Player, Years..... Yards

1. Mike Rozier, 1981-83..... 4,780
2. Ahman Green, 1995-97..... 3,880
-
10. Derek Brown, 1990-92..... 2,699
-
20. Jarvis Redwine, 1979-80 2,161
-
24. Jeff Smith, 1980-84..... 1,992
25. Joe Orduna, 1967-70..... 1,968
26. Tommie Frazier, 1992-95 1,955
- 27. Marlon Lucky, 2005-present 1,919**

Top Rushing Games in NU History

1. 294 Calvin Jones at Kansas, 1991
2. 285 Mike Rozier vs. Kansas, 1983
3. 256 Ken Clark vs. Oklahoma State, 1988
4. 255 Rick Berns vs. Missouri, 1978
5. 254 I.M. Hipp vs. Indiana, 1977
6. 251 Mike Rozier vs. Oklahoma State, 1982
7. 248 Keith Jones at Colorado, 1987
8. 240 Keith Jones vs. Iowa State, 1987
- 240 Dan Alexander vs. N'western, 2000 Alamo Bowl
10. 234 Roger Craig vs. Florida State, 1981
- 234 Jammal Lord vs. Texas, 2002
- 12. 233 Marlon Lucky vs. Nevada, 2007**

Marlon Lucky Game-by-Game in 2008

Game	Rushing			Receiving		
	Att.	Yards	TD	Lg	No.	Yds. TD
WMU	12	43	1	14	2	35 1

Swift Gets Senior Year Off to Quick Start

Wide receiver **Nate Swift** has been a key component in the Husker passing game since 2005, and it appears he will be Joe Ganz's No. 1 target in 2008. Arguably Nebraska's most experienced player, Swift has played in 39 games with 17 career starts. He opened his senior year with five catches for 121 yards and two touchdowns in the win over Western Michigan.

Swift's impressive evening included a career-long 61-yard touchdown catch in the second quarter, bettering a 49-yard reception against Troy in 2006. He added a two-yard TD reception late in the second quarter, giving Nebraska a 34-10 halftime edge.

The two-touchdown effort was the fourth of Swift's career and pushed his career TD total to 14, good for a tie for fourth on the Nebraska career chart. Swift also tallied his fifth career 100-yard receiving effort, tying him with Irving Fryar for second on that Nebraska career list. Only Johnny Rodgers stands in front of Swift with 10 career 100-yard games.

Swift also has Rodgers' school record total of 143 career receptions in his sights. Swift enters the San Jose State game with 108 career catches, good for fourth on the list, just behind teammate Marlon Lucky's 111 catches. Swift has caught a pass in 33 of 39 career games and has had at least two catches in six straight games.

Swift burst onto the scene in 2005, when he caught a Nebraska freshman record 45 passes, including seven touchdown grabs. He added 22 catches as a sophomore. Swift caught 36 passes for 520 yards and three touchdowns as a junior, helping Nebraska to a No. 7 national ranking in passing offense.

Nebraska Career Receptions

Player, YearsReceptions

1. Johnny Rodgers, 1970-72..... 143
2. Terrence Nunn, 2004-07..... 136
- 3. Marlon Lucky, 2005-present 111**
- 4. Nate Swift, 2005-present..... 108**
5. Matt Davison, 1997-2000 93

Nebraska Career TD Catches

Player, Years Touchdowns

1. Johnny Rodgers, 1970-72..... 25
2. Maurice Purify, 2006-07..... 16
3. Jon Bostick, 1989-91..... 15
- 4. Nate Swift, 2005-present..... 14**
- Todd Millikan, 1985-88..... 14
- Bobby Thomas, 1974-76..... 14

Career 100-Yard Receiving Games

Player, Years 100-Yard Games

1. Johnny Rodgers, 1970-72..... 10
- 2. Nate Swift, 2005-present..... 5**
- Irving Fryar, 1981-83..... 5

Nebraska Season Receptions

Player, YearReceptions

- 1. Marlon Lucky, 2007 75**
- Maurice Purify, 2007..... 57
- Johnny Rodgers, 1972..... 55
- Johnny Rodgers, 1971..... 53
- 5. Nate Swift, 2005..... 45**

Dual-Threat Lucky Looking for A Big Senior Season

Senior I-back **Marlon Lucky** is coming off one of the best seasons by a Nebraska running back in a decade. Lucky finished his junior season with 1,019 rushing yards, just the second 1,000-yard rushing season by a Husker I-back since 2001. He entered 2008 as the top returning rusher in the Big 12 Conference, and should be a strong candidate for Big 12 and national honors.

The North Hollywood, Calif., native made an equal impact as a receiver. Lucky caught a Nebraska record 75 passes for 705 yards, shattering the previous NU record by 20 catches. Lucky finished 31st nationally in all-purpose yards, averaging 145.2 yards per game. His 1,743 all-purpose yards were seventh in NU history and the most by a Husker since Ahman Green in 1997.

Lucky opened the 2008 season by again flashing his ability to be a threat as a runner and a receiver. Lucky ran for 43 yards and opened the scoring with a 14-yard touchdown run in the first quarter. He also caught a 19-yard touchdown pass from Joe Ganz in the third quarter, one of Lucky's two catches on the evening.

Lucky pushed his career rushing total to 1,919 yards and is 81 yards from becoming Nebraska's 24th, 2,000-yard career rusher. He is also within 782 yards of cracking the top 10 on the NU career rushing list and has a chance of becoming just the sixth 3,000-yard career rusher in NU history. Lucky has 111 career catches, and both he and teammate Nate Swift (108) are chasing Johnny Rodgers' school record of 143 receptions. Lucky has scored at least one touchdown in each of Nebraska's last four games, including receiving scores in three of the past four contests.

Henery Continues Perfect Husker Career

Sophomore place-kicker **Alex Henery** tied a Memorial Stadium record against Western Michigan, as he booted four field goals in the Huskers' win. The four field goals, each of which came from 44 yards, not only tied the Memorial Stadium record, but ranked second all-time at Nebraska for most field goals in a game. It also marked the first time in school history that a kicker has connected on four field goals of 40 yards or more (NCAA record is 5).

The strong performance to open the 2008 season came on the heels of Henery's perfect kicking season in 2007. A year ago, he made all eight of his field-goal attempts, while connecting on 45-of-45 PATs.

▶ Henery's 12 consecutive made field goals is five off the Nebraska and Big 12 record of 17 straight by Kris Brown spanning the 1997 and 1998 seasons.

▶ In addition to Henery's 12 field goals and 50 PATs, fellow sophomore Adi Kunalic has made his only PAT and field goal attempts of his career. Overall, Nebraska kickers have made 82 consecutive kicks dating back to 2006, including 15 straight field goals and 67 consecutive PATs.



2008 Blackshirts by the Numbers

Sacks Game-by-Game

Game	Sacks	Yds.	TFL	Yards
W. Mich.	4	28	8	39

Takeaways

Game	Fumb.	INT	Total
W. Mich.	1	1	2

Against the Pass

Game	Passes	Yds.	TD	Long	Sacks
W. Mich.	49-30-1	342	2	50	4-28

Against the Run

Game	Att.	Yds.	TD	Long
W. Mich.	25	8	0	7

Huskers' Top 10 Home Crowds

No.	Attend.	Opponent	Date
1.	85,800	Colorado (W, 37-14)	Nov. 24, 2006
2.	85,197	Missouri (W, 34-20)	Nov. 4, 2006
3.	85,187	Texas (L, 22-20)	Oct. 21, 2006
4.	85,181	La. Tech (W, 49-10)	Sept. 2, 2006
5.	85,069	Kansas (W, 39-32, ot)	Sept. 30, 2007
6.	84,959	USC (L, 49-31)	Sept. 15, 2007
7.	84,799	Troy (W, 56-0)	Sept. 23, 2006
8.	84,703	Iowa State (W, 35-17)	Sept. 29, 2006
9.	84,665	Kansas St. (W, 73-31)	Nov. 10, 2007
10.	84,485	W. Michigan (W, 47-24)	Aug. 30, 2008

Largest Crowds To See Nebraska Play

No.	Opponent	Attend.
1.	at Penn State, Sept. 14, 2002	110,753
2.	Miami (Rose Bowl), Jan. 3, 2002	93,781
3.	Stanford (Rose Bowl), Jan. 1, 1941	92,000
	at USC, Sept. 16, 2006	92,000
5.	at Texas, Oct. 27, 2007	85,968
6.	vs. Colorado, Nov. 24, 2006	85,800
7.	at Penn State, Sept. 25, 1982	85,304
8.	vs. Missouri, Nov. 4, 2006	85,197
9.	vs. Texas, Oct. 21, 2006	85,187
10.	vs. Louisiana Tech, Sept. 2, 2006	85,181

Big 12 History

Division Winners

Year	North	South	Big 12 Champ
1996	Nebraska	Texas	Texas
1997	Nebraska	Texas A&M	Nebraska
1998	Kansas St.	Texas A&M	Texas A&M
1999	Nebraska	Texas	Nebraska
2000	Kansas St.	Oklahoma	Oklahoma
2001	Colorado	Texas	Colorado
2002	Colorado	Oklahoma	Oklahoma
2003	Kansas St.	Oklahoma	Kansas State
2004	Colorado	Oklahoma	Oklahoma
2005	Colorado	Texas	Texas
2006	Nebraska	Oklahoma	Oklahoma
2007	Missouri	Oklahoma	Oklahoma

Glenn Makes Strong Defensive Debut

Senior **Cody Glenn** appears to have made a quick transition to the defensive side of the football. A running back for the Huskers for his first three seasons at Nebraska. Glenn switched to linebacker during spring ball and quickly moved to the top of the depth chart at WILL linebacker.

Nebraska fans as well as Western Michigan's offense got a first-hand look at Glenn's defensive ability on Saturday night. Glenn threw WMU quarterback Tim Hiller for a two-yard loss on the Broncos' first offensive snap, setting the tone for a big night for the Texas native.

Glenn finished with a team-high 12 tackles, including nine solo stops and three tackles for loss. He also caused a Western Michigan fumble and broke up three passes, just one PBU shy of the NU record for breakups by a linebacker.

Glenn battled injuries during his time at running back, but tallied 579 yards and 14 touchdowns on 143 career carries, before making the switch to defense.

Blackshirts Show Play-Making Ability in Opener

Glenn was the most notable Husker defender in the opener, but the defense as a whole showed the ability to be much-improved over last year's disappointing effort.

▶ The Huskers produced four sacks for 28 yards in losses. Last season, Nebraska finished the year with a total of 13 sacks, including five games without a single sack.

▶ Nebraska had two takeaways against the Broncos, after forcing just one turnover in the final seven games of last season. The NU defense had just 11 takeaways during the entire 2007 season.

▶ Behind the four sacks and eight tackles for loss, the Blackshirts held Western Michigan to just eight yards rushing. The rushing total was the lowest by a Nebraska opponent since Maine had -6 yards rushing in the 2005 season opener.

NCAA-Record 290 Consecutive Home Sellouts

Nebraska boasts an incredible NCAA-record 290 consecutive sellouts at Memorial Stadium. The sellout streak dates back to Hall of Fame Coach Bob Devaney's first year in 1962 (vs. Missouri on Nov. 3). Notre Dame is second in all-time consecutive sellouts with 198, 92 fewer than Nebraska. The Huskers are 253-37 during the 290 sellouts. The mark includes a 39-23 record against ranked teams. Nebraska is 5-0 in the five milestone sellouts during that period (50th, 100th, 150th, 200th and 250th sellouts), including a 24-7 win over No. 2 Colorado on Oct. 29, 1994 (No. 200) and a 44-13 victory over Utah State on Sept. 7, 2002 (No. 250).

The fan support at Memorial Stadium has led to a dominant home advantage for the Huskers. NU has won at least six home games in 18 of the past 21 seasons and is 165-21 at home since 1981.

Nebraska Owns Dominant Edge at Memorial Stadium

Nebraska has rewarded the loyalty of its fans with incredible success at Memorial Stadium through the years. Nebraska has won at least six home games in 18 of the past 21 seasons (entering 2008). Nebraska is 121-14 at home in the last 18 seasons (since 1989), including a pair of losses against teams that went on to win the national championship—Colorado in 1990 and Washington in 1991.

During Nebraska's run of success at home in the past 25 years, Nebraska has had three home winning streaks of 20 or more games. Nebraska had a school-record 47-game home winning streak from 1991 to 1998, a 26-game home streak from 1998 to 2002 and a 21-game win streak in the early 1980s.

Nebraska has not been shut out at home since a 12-0 loss to Kansas State in 1968 (256 games), and has posted 40 unbeaten and untied home seasons. The Huskers are 488-133-20 (.777, 641 games, 119 years) in Lincoln, and 363-110-13 (.760, 486 games, 86 years) in Memorial Stadium (since 1923). Nebraska owns 39 consecutive winning home seasons entering 2008.

Conference Crowns

Nebraska made its first appearance in the Big 12 Championship Game since 1999 with its 2006 trip to the league title game in Kansas City. The Huskers played in three of the first four Big 12 title games. Nebraska is one of three teams to capture two or more Big 12 titles in the first 11 years of the conference, joining Oklahoma with five and Texas with two. Kansas State, Texas A&M and Colorado each captured one Big 12 crown. Oklahoma leads the way with six Big 12 title game appearances, followed by Nebraska, Colorado and Texas with four each.

The Huskers have won 43 football conference championships overall, including eight under Coach Bob Devaney and 13 under Coach Tom Osborne. Oklahoma has won 36 conference championships to rank second behind NU among league schools.





National Rankings

Associated Press (Preseason)

No.	Team (1st)	Record	Points
1.	Georgia (22)	0-0	1,528
2.	Ohio State (21)	0-0	1,506
3.	USC (12)	0-0	1,490
4.	Oklahoma (4)	0-0	1,444
5.	Florida (6)	0-0	1,415
6.	Missouri	0-0	1,266
7.	LSU	0-0	1,135
8.	West Virginia	0-0	1,116
9.	Clemson	0-0	1,105
10.	Auburn	0-0	968
11.	Texas	0-0	966
12.	Texas Tech	0-0	786
13.	Wisconsin	0-0	771
14.	Kansas	0-0	707
15.	Arizona State	0-0	631
16.	Brigham Young	0-0	590
17.	Virginia Tech	0-0	578
18.	Tennessee	0-0	509
19.	South Florida	0-0	496
20.	Illinois	0-0	483
21.	Oregon	0-0	366
22.	Penn State	0-0	293
23.	Wake Forest	0-0	227
24.	Alabama	0-0	89
25.	Pittsburgh	0-0	85

USA Today Coaches (Preseason)

No.	Team (1st)	Record	Points
1.	Georgia (22)	0-0	1,438
2.	USC (14)	0-0	1,430
3.	Ohio State (14)	0-0	1,392
4.	Oklahoma (3)	0-0	1,329
5.	Florida (5)	0-0	1,293
6.	LSU (3)	0-0	1,163
7.	Missouri	0-0	1,143
8.	West Virginia	0-0	1,008
9.	Clemson	0-0	999
10.	Texas	0-0	979
11.	Auburn	0-0	888
12.	Wisconsin	0-0	747
13.	Kansas	0-0	714
14.	Texas Tech	0-0	644
15.	Virginia Tech	0-0	568
16.	Arizona State	0-0	560
17.	Brigham Young	0-0	547
18.	Tennessee	0-0	506
19.	Illinois	0-0	422
20.	Oregon	0-0	399
21.	South Florida	0-0	350
22.	Penn State	0-0	313
23.	Wake Forest	0-0	203
24.	Michigan	0-0	112
25.	Fresno State	0-0	91

Huskers in the 2008 Polls

Date **A** **C** **H** **Results**

Pre. RV RV --

A=Associated Press; C-Coaches; H-Harris

Huskers Among Leaders in AP National Titles

Notre Dame leads the nation by winning eight Associated Press national titles since 1936, with Oklahoma (7), Alabama (6), Miami (5), USC (5), Nebraska (4) and Minnesota (4) next in line. While the Huskers were awarded the national title by the coaches in 1997, NU finished second to Michigan in the AP poll.

In 1970, Nebraska was awarded the AP national title, but not the coaches (Texas was first, Ohio State second and NU third) as the final poll was released before the bowl games were played. In the coaches poll (since 1950), Nebraska is tied for fourth with Miami and Texas with four titles, behind Alabama and Oklahoma with six apiece, and USC with five.

Huskers Continuing to Win in the Classroom

Nebraska football carries the reputation of one of the nation's most successful programs on the field. Also synonymous with Cornhusker football is success in the classroom.

Nation-Leading Total of Academic All-Americans

The Nebraska football program has 96 all-time CoSIDA Academic All-Americans, a nation-leading total. This fall, several Huskers are strong candidates to add to that list, including senior receiver Todd Peterson, senior punter Dan Titchener and senior linebacker Tyler Wortman. The Husker athletic program as a whole also leads the nation with 263 academic All-Americans across all teams and all sports.

Husker Seniors on Track for Degrees

Senior offensive guard Mike Huff picked up his undergraduate degree in communication studies this past May and will play the 2008 season as a graduate student. An additional 11 members of the 2008 senior class are expected to earn their degrees following the fall semester and 21 of the 25 members of Nebraska's senior class are expected to have earned their degrees by next May.

Academic All-Big 12 Selections

Fifteen Nebraska players were named to the 2007 academic All-Big 12 football team, including 12 first-team selections and three second-team honorees. Nebraska's 15 academic All-Big 12 selections were the third-most among conference schools and NU's 12 first-team selections were the second-highest total in the league.

The Nebraska honorees were led by junior linebacker Tyler Wortman who posted a perfect 4.0 grade-point average during the previous year. Among the 151 student-athletes honored by the Big 12, Wortman, a mechanical engineering major, was one of seven players recognized for carrying a perfect grade-point average.

Also notable among Nebraska's first-team selections was tight end J.B. Phillips, who was a first-team selection for the fourth consecutive year. Phillips graduated with his degree in marketing in December of 2006, and completed his master's degree in May of 2008.

Among returning Huskers, Peterson is a three-time first-team selection, while Titchener, defensive end Zach Potter and safety Matt O'Hanlon have each been honored twice. Other returning Huskers named to the first team included Wortman, receiver Wes Cammack, and offensive lineman Lydon Murtha.

Nebraska Leads Big 12 in Exhausted Eligibility Graduation Rates

Nebraska was the Big 12 leader in exhausted eligibility rates for the fifth consecutive year, according to federal graduation rates released by the NCAA. NU boasted an impressive exhausted eligibility rate of 94 percent for the second consecutive year. Nebraska's exhausted eligibility rate has increased from 87 to 94 percent in the past seven years and improved 22 percentage points since the inception of the exhausted eligibility rate in 1991-92.

Nebraska's 94 percent exhausted eligibility rate ranks two percentage points higher than Texas Tech, which ranks second in the Big 12 Conference at 92 percent. The national average for exhausted eligibility is 86 percent for Division I schools.

Huskers Boast Impressive Total on Big 12 Commissioner's Honor Roll

The Nebraska football program had 42 players named to the Big 12 Commissioner's Spring Academic Honor Roll. The honor roll recognizes players who earned a 3.0 grade-point average or better in the previous semester. Husker freshmen Thomas Grove, Jay Martin and Patrick Witt each posted a perfect 4.0 GPA during the spring semester. In the fall semester, 39 Huskers were named to the honor roll. Husker seniors Peterson, Titchener and Wortman have each been named to the Big 12 Commissioner's Honor Roll all eight semesters.



Husker Records Report

Category	Record
All-time	809-333-40
Home	488-133-20
Memorial Stadium	363-110-13
Since 1962	443-111-5
Away	321-199-20
Road (on campus)	282-159-17
Neutral Sites	39-39-3
When Scoring 35+ Points	319-4
vs. Big 12 Teams	459-169-16
In Big 12 Action (since '96)	66-34
Home	38-10
Away	25-22
Neutral	3-2
Bowls	22-22
On ABC	84-43
In Overtime	5-0
At Night	66-24-3
vs. Ranked Teams...	
All-Time	93-107-3
Home	43-35-0
Away	29-55-3
Neutral	21-17-0
as No. 1 Team	46-7-1
In Consecutive Sellout Streak...	
Overall	253-37
vs. Ranked Teams	39-22

NU Streaks...The Huskers have...

- ▶ won 97 straight when rushing for 400 yards
- ▶ won 121 straight games when holding the opponent to 10 or fewer points (228-5-1 all-time)
- ▶ scored in 152 consecutive games
- ▶ scored in 256 straight home games
- ▶ shut out opponents 103 times

Former Huskers Making Mark in NFL

Nebraska has a long-standing tradition of placing large numbers of players in the NFL. Final NFL rosters will be determined this weekend, however, as of July 1, 39 former Huskers were listed on NFL rosters.



Since the start of Big 12 play in 1996, Nebraska has led all Big 12 schools with 59 players selected in the NFL Draft. No other conference school has had more than 46 players chosen in that period. This past season, three Huskers were selected in the NFL Draft, marking the 39th straight year NU has had three or more players selected in the draft.

Nebraska Projected Starters at a Glance

Offense

Pos.—Player	Yr.	Ht/Wt	Notable
WR (X)—Nate Swift***	Sr.	6-2/200	Ranks fourth on NU receptions list, third in yards, fourth in TD catches
WR (Z)—Todd Peterson***	Sr.	6-4/215	Writing a weekly column for Sporting News Today; 49 career catches
TE—Mike McNeill*	So.	6-4/240	Caught first career TD pass vs. Western Michigan (3 yards)
LT—Mike Smith*	So.	6-6/285	Made first career start against WMU/Came to NU as defensive end
LG—Mike Huff***	Sr.	6-4/300	Earned undergraduate degree last May/20 career starts
C—Jacob Hickman**	Jr.	6-4/290	Started at guard in 2007 before moving to center in off-season
RG—Matt Slauson***	Sr.	6-5/320	23 career starts is most on team/dropped more than 20 pounds since '07
RT—Lydon Murtha***	Sr.	6-7/315	Missed season opener with minor injury/14 career starts
QB—Joe Ganz**	Sr.	6-1/210	19 TD passes in four starts/four of top nine passing days in NU history
FB—Thomas Lawson**	Sr.	6-0/250	Scored touchdowns on all three receptions in 2007
LB—Marlon Lucky***	Sr.	6-0/215	Big 12's leading returning rusher/81 yards from 2,000 career rushing
-or-Roy Helu Jr.*	So.	6-0/215	Led Nebraska in rushing in opener with seven carries for 52 yards
-or- Quentin Castille*	So.	6-1/235	Caught three passes for 38 yards in opener; had three catches in 2007

Defense

Pos.—Player	Yr.	Ht/Wt	Notable
B END—Zach Potter***	Sr.	6-7/280	Totaled 12 tackles for loss as junior/two tackles in opener
NT—Ndamukong Suh**	Jr.	6-4/300	100 percent after missing spring ball with knee injury
DT—Ty Steinkuhler***	Sr.	6-3/280	Made a career-high eight tackles in opener against Western Michigan
O END—Barry Turner***	Sr.	6-3/265	Has 11.5 career sacks, four off NU top 10/14-yard sack in opener
WILL—Cody Glenn***	Sr.	6-0/235	12 tackles, 3 TFL, 3 PBU in defensive debut; switched from RB in spring
MIKE—Phillip Dillard**	Jr.	6-1/235	Dropped 20+ pounds in offseason/4 tackles and a hurry in opener
SAM—Tyler Wortman*	Sr.	6-3/235	Walk-on is in first year in starting lineup/played key role late in 2007
RCB—Anthony West*	So.	6-0/200	Nabbed first career INT in first start against Western Michigan
SS—Larry Asante*	Jr.	6-1/210	Started 10 games in 2007/78 tackles as a sophomore
FS—Matt O'Hanlon**	Sr.	5-11/195	Made first career start vs. WMU/finished game with five tackles
LCB—Armando Murillo*	Sr.	6-0/190	Missed opener with minor injury after starting all 12 games in 2007

Special Teams

Pos.—Player	Yr.	Ht/Wt	Notable
PK—Alex Henery*	So.	6-2/175	Connected on four 44-yard FGs vs. Western Michigan/12-12 in career
KO—Adi Kunalic*	So.	6-0/185	Led nation in touchback percentage in 2007/five touchbacks in opener
LS—T.J. O'Leary**	Sr.	6-1/235	Omaha native transferred from New Mexico State/third year as starter
H—Jake Wesch***	Sr.	6-1/205	Constant in NU's perfect '07 kicking season/doubles as backup punter
PR—Nate Swift***	Sr.	6-2/200	Senior has six career punt returns for 59 yards
PR—Niles Paul*	So.	6-1/210	Had two returns for 38 yards vs. WMU, including 28-yarder
KOR—Niles Paul*	So.	6-1/210	Two KOR for 49 yards vs. WMU/No. 2 at Z receiver spot
KOR—Larry Asante*	Jr.	6-1/210	Two KOR for 31 yards in opener vs. Western Michigan



Nebraska Football Rosters

As of Aug. 30, 2008; Lettermen in Bold; *-Indicates Letters Earned

No.	Name	Pos.	Ht.	Wt.	Yr.	Hometown (High School/College)
95	* Allen, Pierre	DE	6-5	265	So.	Denver, Colo. (Thomas Jefferson)
21	* Amukamara, Prince	CB	6-1	195	So.	Glendale, Ariz. (Apollo)
70	Anderson, Kenny	DE	6-2	235	Fr.	Omaha, Neb. (Millard West)
4	* Asante, Larry	S	6-1	210	Jr.	Alexandria, Va. (Hayfield/Coffeyville CC)
56	* Barfield, Shukree	DT	6-4	290	Sr.	Camden, N.J. (Garden City CC)
66	Barrett, Cruz	OL	6-4	310	So.	Daytona Beach, Fla. (Mainland)
56	Baumgartner, Justin	LS	6-2	245	Sr.	Cheyenne, Wyo. (Chadron State/Laramie County CC)
83	Bechtold, Damon	TE	6-4	215	Fr.	Omaha, Neb. (Westside)
14	* Blue, Anthony	CB	5-10	180	So.	Cedar Hill, Texas
1	Brooks, Chris	WR	6-2	210	Jr.	St. Louis, Mo. (Hazelwood East)
73	Burke, Keifer	DT	6-3	220	Fr.	Maxwell, Neb.
72	* Burkes, Jaivorio	OL	6-5	325	So.	Phoenix, Ariz. (Moon Valley)
42	Camarata, Joseph	LB	5-10	225	Fr.	Overland Park, Kan.
82	** Cammack, Wes	WR	5-11	195	Jr.	DeWitt, Neb. (Tri-County)
58	Caputo, Mike	OL	6-1	275	RFr.	Omaha, Neb. (Millard North)
8	Cassidy, Austin	S	6-1	205	RFr.	Lincoln, Neb. (Southwest)
19	* Castille, Quentin	IB	6-1	235	So.	La Porte, Texas
51	Compton, Will	LB	6-2	230	Fr.	Bonne Terre, Mo. (North County)
6	Cooper, Khiry	WR	6-2	180	Fr.	Shreveport, La. (Calvary Baptist Academy)
81	Cotton, Ben	TE	6-6	230	Fr.	Ames, Iowa
31	Covey, Nick	DE	6-2	250	Jr.	Glendale, Ariz. (Mountain Ridge)
94	Crick, Jared	DT	6-6	280	RFr.	Cozad, Neb.
2	** Culbert, Major	S	6-0	205	Jr.	Harbor City, Calif. (Nathaniel Narbonne)
15	Davis, Beau	QB	6-4	180	Sr.	Venice, Calif.
20	Dean, Jase	DB	6-0	180	Fr.	Bridgeport, Neb.
1	Dennard, Alfonzo	DB	5-10	190	Fr.	Rochelle, Ga. (Wilcox County)
52	** Dillard, Phillip	LB	6-1	235	Jr.	Tulsa, Okla. (Jenks)
46	Dixon, Taylor	WR	5-11	170	Fr.	Wauneta, Neb. (Wauneta-Palisade)
23	Donahue, Matt	WR	6-2	180	So.	Fremont, Neb.
16	Ebke, Jim	QB	6-0	210	So.	Lincoln, Neb. (East/South Dakota State)
92	Fahie, Tyrone	DE	6-3	255	So.	Virginia Beach, Va. (Ocean Lakes)
42	Fisher, Sean	LB	6-6	225	Fr.	Omaha, Neb. (Millard North)
49	Foxhoven, Tanner	LB	6-3	210	Fr.	Crofton, Neb.
12	** Ganz, Joe	QB	6-1	210	Sr.	Palos Heights, Ill. (Amos Alonzo Stagg)
41	Gillaspie, Aaron	FB	6-2	240	So.	Littleton, Colo.
11	Gilleylen, Curenski	WR	6-0	210	RFr.	Leander, Texas
34	*** Glenn, Cody	LB	6-0	235	Sr.	Rusk, Texas
41	* Grove, Thomas	LB	6-2	225	So.	Arlington, Neb.
28	* Hagg, Eric	CB	6-1	200	So.	Peoria, Ariz. (Ironwood)
80	Harvey, David	DE	6-4	265	Jr.	La Plata, Md. (McDonough)
30	Hays, Mike	FB	6-1	230	RFr.	Papillion, Neb. (Papillion-LaVista)
10	* Helu Jr., Roy	IB	6-0	215	So.	Danville, Calif. (San Ramon Valley)
90	* Henery, Alex	PK	6-2	175	So.	Omaha, Neb. (Burke)
74	Henry, Ricky	OL	6-4	305	Jr.	Omaha, Neb. (Burke/N.D. State College of Science)
8	* Henry, Will	WR	6-5	220	So.	El Paso, Texas (J.M. Hanks)
47	Hetzer, Tyson	TE	6-6	250	Jr.	Redding, Calif. (Anderson/Citrus College)
67	** Hickman, Jacob	OL	6-4	290	Jr.	Bakersfield, Calif. (Centennial)
80	Hill, Ryan	TE	6-3	245	RFr.	Arvada, Colo. (West)
35	Holt, Matt	LB	6-0	200	Fr.	Lee's Summit, Mo. (West)
18	** Holt, Menelik	WR	6-4	220	Jr.	San Diego, Calif. (St. Augustine)
61	*** Huff, Mike	OL	6-4	300	Sr.	Ralston, Neb.
85	Hyland, KC	WR	6-6	195	Fr.	Lincoln, Neb. (Pius X)
69	Iske, Cory	OL	6-4	285	Fr.	Omaha, Neb. (Millard West)
58	Jackson, Justin	DL	6-3	255	Fr.	Roca, Neb. (Norris)
28	Jones, Austin	IB	5-10	205	RFr.	Centennial, Colo. (Smokey Hill)
73	* Jones, D.J.	OL	6-5	305	So.	Omaha, Neb. (Central)
78	Jones, Marcel	OL	6-7	310	RFr.	Phoenix, Ariz. (Trevor Browne)
85	Klingelhofer, Faron	DE	6-2	255	Fr.	Amherst, Neb.
54	Koehler, Colton	LB	6-1	230	Jr.	Harvard, Neb. (Nebraska Wesleyan)
44	Kreikemeier, Micah	LB	6-3	210	Fr.	West Point, Neb. (Central Catholic)
20	* Kunalic, Adi	PK	6-0	185	So.	Fort Worth, Texas (North Crowley)
40	* Lawrence, Blake	LB	6-2	225	So.	Shawnee Mission, Kan. (Shawnee Mission West)
36	** Lawson, Thomas	FB	6-0	250	Sr.	Parker, Colo. (Ponderosa)
3	Lee, Zac	QB	6-2	210	So.	San Francisco, Calif. (St. Ignatius Prep/San Francisco City College)
48	Legate, Tyler	FB	5-10	220	So.	Neligh, Neb. (Neligh-Oakdale/South Dakota)
9	Lester, Ben	WR	5-10	170	RFr.	Tecumseh, Neb.
16	Levorson, John	DB	6-3	190	Fr.	Crete, Neb.
75	Lingenfelter, Luke	DE	6-4	255	RFr.	Plainview, Neb.
5	*** Lucky, Marlon	IB	6-0	215	Sr.	North Hollywood, Calif.
96	Maher, Brett	PK/P	6-0	160	Fr.	Kearney, Neb.
35	Makovicka, Jordan	RB	5-10	170	Fr.	Ulysses, Neb. (East Butler)
45	Makovicka, Justin	FB	6-1	240	So.	Ulysses, Neb. (East Butler)

2008 Numerical Roster

No.	Name	Position
1	Chris Brooks	WR
1	Alfonzo Dennard	DB
2	* Major Culbert	S
2	Patrick Witt	QB
3	Zac Lee	QB
3	** Rickey Thenarse	S
4	* Larry Asante	S
5	*** Marlon Lucky	IB
5	* Anthony West	CB
6	Khiry Cooper	WR
6	* Armando Murillo	CB
7	Kody Spano	QB
7	* Travis Washington	LB
8	Austin Cassidy	S
8	* Will Henry	WR
9	Ben Lester	WR
9	Austin Stafford	LB
10	* Roy Helu Jr.	IB
11	Curenski Gilleylen	WR
12	** Joe Ganz	QB
12	Courtney Osborne	DB
13	P.J. Smith	DB
14	* Anthony Blue	CB
14	Lester Ward	IB
15	Beau Davis	QB
16	Jim Ebke	QB
16	John Levorson	DB
17	*** Todd Peterson	WR
17	Josh Williams	DE
18	** Menelik Holt	WR
18	Zach Ruiz	QB
18	Shawn Sullivan	DB
19	* Quentin Castille	IB
20	Jase Dean	DB
20	* Adi Kunalic	PK
21	* Prince Amukamara	CB
21	Tim Marlowe	WR
22	Mason Wald	DB
23	Matt Donahue	WR
23	Lance Thorell	CB
24	* Niles Paul	WR
24	Adam Watson	DB
25	Kyler Reed	TE
25	Jeremy Wallace	RB/LB
26	Steven Osborne	WR
27	* Kenny Wilson	IB
28	* Eric Hagg	CB
28	Austin Jones	IB
29	Collins Okafor	IB
30	Mike Hays	FB
31	Nick Covey	DE
32	Marcus Mendoza	IB
33	** Matt O'Hanlon	S
33	David Pillen	LS
34	*** Cody Glenn	LB
34	Cameron Meredith	DE
35	Matt Holt	LB
35	Jordan Makovicka	RB
36	** Thomas Lawson	FB
36	Mathew May	S
37	*** Jake Wesch	PK
37	Kevin Thomsen	FB
40	* Blake Lawrence	LB
41	Aaron Gillaspie	FB
41	* Thomas Grove	LB
42	Joseph Camarata	LB
42	Sean Fisher	LB
43	Brent Moravec	FS
43	*** Ty Steinkuhler	DT
44	* Mike McNeill	TE
44	Micah Kreikemeier	LB
45	Justin Makovicka	FB
45	Alonzo Whaley	LB
46	Taylor Dixon	WR
47	Tyson Hetzer	TE
47	William Yancy	DE
48	Tyler Legate	FB
48	Marcus Smith	LB
49	Tanner Foxhoven	LB
49	* Dreu Young	TE
50	Quentin Toalioa	DL



51	Will Compton.....	LB
52	** Phillip Dillard.....	LB
53	* Tyler Wortman.....	LB
54	Colton Koehler.....	LB
54	Max McShane.....	OL
55	Baker Steinkuhler.....	DL
56	* Shukree Barfield.....	DT
56	Justin Baumgartner.....	LS
58	Mike Caputo.....	OL
58	Justin Jackson.....	DL
59	Brian Thorson.....	OL
61	*** Mike Huff.....	OL
61	Matt Manning.....	LB
62	Mychal McClure.....	LB
63	* Ben Martin.....	DT
63	Derek Meyer.....	OL
65	Colin McDermott.....	LB
66	* Mike Smith.....	OL
66	Cruz Barrett.....	OL
66	Conor McDermott.....	DE
67	** Jacob Hickman.....	OL
67	Sam Meginnis.....	LB
68	Josh Molek.....	DL
68	* Keith Williams.....	OL
69	Cory Iske.....	OL
70	Kenny Anderson.....	DE
70	*** Matt Slauson.....	OL
71	Graham Stoddard.....	LB
72	* Jaivorio Burkes.....	OL
73	Keifer Burke.....	DT
73	* D.J. Jones.....	OL
74	Ricky Henry.....	OL
75	Luke Lingenfelter.....	DE
76	*** Lydon Murtha.....	OL
78	Marcel Jones.....	OL
79	Brandon Thompson.....	OL
80	David Harvey.....	DE
80	Ryan Hill.....	TE
81	Ben Cotton.....	TE
82	** Wes Cammack.....	WR
82	** T.J. O'Leary.....	LS
83	Damon Bechtold.....	TE
84	Steve Spratte.....	WR
85	KC Hyland.....	WR
85	Faron Klingelhofer.....	DE
87	*** Nate Swift.....	WR
88	Jay Martin.....	TE
88	*** Clayton Sievers.....	DE
89	Jonathon Santin.....	DE
89	*** Hunter Teafatiller.....	TE
90	* Alex Henery.....	PK
90	Terrence Moore.....	DT
92	Tyrone Fahie.....	DE
93	** Ndamukong Suh.....	DT
94	Jared Crick.....	DT
95	* Pierre Allen.....	DE
96	Brett Maher.....	PK/P
97	** Dan Titchener.....	P
98	*** Zach Potter.....	DE
99	*** Barry Turner.....	DE

Pronunciation Guide

Larry Asante.....	uh-SAHN-tay
Prince Amukamara.....	ah-moo-kuh-mare-uh
Shukree Barfield.....	shuh-KREE
Jaivorio Burkes.....	juh-var-ee-o
Khiry Cooper.....	KY-ree
Tyrone Fahie.....	FOY
Curenski Gilleylen.....	GILL-ee-yen
Roy Helu Jr.....	hel-lue
Menelik Holt.....	men-uh-leek
Faron Klingelhofer.....	fair-in
Micah Kreikemeier.....	crack-meyer
Colton Koehler.....	co-LER
Adi Kunalic.....	ah-dee kuh-NALEK
Tyler Legate.....	lug-GATE
John Levorson.....	lev-er-SEN
Justin and Jordan Makovicka.....	mack-oh-VICK-uh
Baker and Ty Steinkuhler.....	STINE-kooler
Ndamukong Suh.....	en-dom-ah-ken SUE
Hunter Teafatiller.....	TEE-fuh-tiller
Rickey Thenarse.....	tuh-NARSE
Quentin Toailoa.....	toe-uh-LOA

61	Manninger, Matt	LB
21	Marlowe, Tim	WR
63	* Martin, Ben	DT
88	Martin, Jay	TE
36	May, Mathew	S
62	McClure, Mychael	LB
65	McDermott, Colin	LB
66	McDermott, Conor	DE
44	* McNeill, Mike	TE
54	McShane, Max	OL
67	Meginnis, Sam	LB
32	Mendoza, Marcus	IB
34	Meredith, Cameron	DE
63	Meyer, Derek	OL
68	Molek, Josh	DL
90	Moore, Terrence	DT
43	Moravec, Brent	FS
6	* Murillo, Armando	CB
76	*** Murtha, Lydon	OL
33	** O'Hanlon, Matt	S
82	** O'Leary, T.J.	LS
29	Okafor, Collins	IB
12	Osborne, Courtney	DB
26	Osborne, Steven	WR
24	* Paul, Niles	WR
17	*** Peterson, Todd	WR
33	Pillen, David	LS
98	*** Potter, Zach	DE
25	Reed, Kycler	TE
18	Ruiz, Zach	QB
89	Santin, Jonathon	DE
88	*** Sievers, Clayton	DE
78	*** Slauson, Matt	OL
48	Smith, Marcus	LB
65	* Smith, Mike	OL
13	Smith, P.J.	DB
7	Spano, Kody	QB
84	Spratte, Steve	WR
9	Stafford, Austin	LB
55	Steinkuhler, Baker	DL
43	*** Steinkuhler, Ty	DT
71	Stoddard, Graham	LB
93	** Suh, Ndamukong	DT
18	Sullivan, Shawn	CB
87	*** Swift, Nate	WR
89	*** Teafatiller, Hunter	TE
3	** Thenarse, Rickey	S
79	Thompson, Brandon	OL
37	Thomsen, Kevin	FB
23	Thorell, Lance	CB
59	Thorson, Brian	OL
97	** Titchener, Dan	P
50	Toailoa, Quentin	DL
99	*** Turner, Barry	DE
22	Wald, Mason	DB
25	Wallace, Jeremy	RB
14	Ward, Lester	IB
7	* Washington, Latravis	LB
24	Watson, Adam	S
37	*** Wesch, Jake	PK
5	* West, Anthony	CB
45	Whaley, Alonzo	LB
17	Williams, Josh	DE
68	* Williams, Keith	OL
27	* Wilson, Kenny	IB
2	Witt, Patrick	QB
53	* Wortman, Tyler	LB
47	Yancy, William	DE
49	* Young, Dreu	TE

6-1	225	Fr.	Omaha, Neb. (Creighton Prep)
5-10	160	Fr.	Youngstown, Ohio (Cardinal Mooney)
6-4	275	So.	Lincoln, Neb. (Southwest)
6-2	215	RFr.	Waverly, Neb.
6-1	195	RFr.	Imperial, Neb. (Chase County)
6-5	210	Fr.	Wisner, Neb. (Wisner-Pilger)
6-2	225	Fr.	Omaha, Neb. (Creighton Prep)
6-2	230	Fr.	Omaha, Neb. (Creighton Prep)
6-4	240	So.	Kirkwood, Mo.
6-6	290	Fr.	Elkhorn, Neb.
6-2	210	Fr.	Lincoln, Neb. (East)
5-10	185	RFr.	Houston, Texas (Spring Woods)
6-4	225	Fr.	Santa Ana, Calif. (Mater Dei)
6-5	300	Sr.	Campbell, Neb. (Silver Lake/Kansas State)
6-3	235	Fr.	Omaha, Neb. (Skutt Catholic)
6-3	275	RFr.	New Orleans, La. (McDonogh 35)
6-0	180	Fr.	Grand Island, Neb. (Central Catholic)
6-0	190	Sr.	Tampa, Fla. (Robinson/Eastern Arizona CC)
6-7	315	Sr.	Hutchinson, Minn.
5-11	195	Sr.	Bellevue, Neb. (Bellevue East)
6-1	235	Sr.	Omaha, Neb. (Millard North/New Mexico State)
6-1	195	Fr.	Omaha, Neb. (Westside)
6-3	175	Fr.	Garland, Texas (South Garland)
6-4	185	Fr.	Garland, Texas (South Garland)
6-1	210	So.	Omaha, Neb. (North)
6-4	215	Sr.	Grand Island, Neb. (Central Catholic)
5-11	230	Fr.	Sugar Land, Texas (Stephen F. Austin)
6-7	280	Sr.	Omaha, Neb. (Creighton Prep)
6-3	220	Fr.	Shawnee, Kan. (St. Thomas Aquinas)
6-3	210	Fr.	Beatrice, Neb.
6-3	225	RFr.	Fullerton, Neb.
6-4	255	Sr.	Elkhorn, Neb.
6-5	320	Sr.	Colorado Springs, Colo. (Air Force Prep)
6-1	195	Fr.	Crete, Neb.
6-6	285	So.	Las Vegas, Nev. (Palo Verde)
6-2	205	Fr.	River Ridge, La. (John Curtis)
6-2	210	Fr.	Stephenville, Texas
5-11	180	Fr.	Waukesha, Wis. (West)
6-2	205	RFr.	Hayward, Calif.
6-6	290	Fr.	Lincoln, Neb. (Southwest)
6-3	280	Sr.	Lincoln, Neb. (Southwest)
6-2	215	Fr.	Lincoln, Neb. (Southwest)
6-4	300	Jr.	Portland, Ore. (Grant)
5-10	190	RFr.	Brenham, Texas
6-2	200	Sr.	Hutchinson, Minn.
6-3	240	Sr.	Kingsburg, Calif. (San Joaquin Memorial)
6-0	195	Jr.	Los Angeles, Calif. (Jordan)
6-6	295	Fr.	The Woodlands, Texas
6-2	240	RFr.	Elkhorn, Neb.
6-1	190	RFr.	Loomis, Neb.
6-3	280	Fr.	Omaha, Neb. (Millard North)
6-0	200	Sr.	Cheyenne, Wyo. (East)
6-4	300	Fr.	Highland, Calif. (Redlands East Valley)
6-3	265	Sr.	Antioch, Tenn. (Brentwood Academy)
5-11	205	Fr.	Birmingham, Ala. (Vestavia Hills)
6-1	220	Fr.	Omaha, Neb. (Bryan)
6-3	215	Fr.	Brenham, Texas
6-3	225	So.	Bradenton, Fla. (Bayshore)
6-0	190	So.	Lincoln, Neb. (Niwot [Colo.])
6-1	205	Sr.	North Bend, Neb.
6-0	200	So.	San Diego, Calif. (Point Loma)
6-1	225	Fr.	Madisonville, Texas
6-4	225	Fr.	Denton, Texas (Ryan)
6-5	305	So.	Florissant, Mo. (McClure North)
6-0	225	Sr.	Liberal, Kan. (Butler County CC)
6-4	225	RFr.	Wylie, Texas
6-3	235	Sr.	Grand Island, Neb. (Central Catholic)
6-4	245	RFr.	Glendale, Ariz. (Ironwood)
6-4	245	So.	Cozad, Neb.

Football Staff

Head Coach: Bo Pelini (Ohio State, 1990); **Record at Nebraska:** 2-0

Defensive Coordinator/Defensive Line: Carl Pelini; **Offensive Coordinator/Quarterbacks:** Shawn Watson; **Running Backs:** Tim Beck; **Tight Ends:** Ron Brown; **Associate Head Coach/Offensive Line:** Barney Cotton; **Assistant Head Coach/Receivers/Recruiting Coordinator:** Ted Gilmore; **Linebackers:** Mike Ekeler; **Defensive Ends:** John Papuchis; **Secondary:** Marvin Sanders; **Graduate Assistant/Offense:** Curt Baldus; **Graduate Assistant/Defense:** Ross Watson; **Head Football Strength Coach:** James Dobson; **Associate A.D./Football:** Jeff Jamrog; **Head Football Trainer:** Mark Mayer; **Equipment Manager:** Jay Terry; **Video Coordinator:** Dusty Alves



Nebraska Depth Chart-Western Michigan

Defense

Strong Safety		Free Safety	
4 Larry ASANTE*	6-1, 210, Jr.	3 Rickey THENARSE**	6-0, 195, Jr.
2 Major CULBERT**	6-0, 205, Jr.	33 Matt O'HANLON**	5-11, 195, Sr.
Will Linebacker		Mike Linebacker	
34 Cody GLENN***	6-0, 235, Sr.	52 Phillip DILLARD**	6-1, 235, Jr.
40 Blake LAWRENCE*	6-3, 225, So.	51 Will COMPTON	6-2, 230, Fr.
Right Corner		Buck Linebacker	
5 Anthony WEST*	6-0, 200, So.	53 Tyler WORTMAN*	6-3, 235, Sr.
21 Prince AMUKAMARA*	6-1, 195, So.	42 Sean FISHER	6-6, 225, Fr.
Base End		Open End	
98 Zach POTTER***	6-7, 280, Sr.	99 Barry TURNER***	6-3, 265, Sr.
88 Clayton SIEVERS***	6-4, 255, Sr.	95 Pierre ALLEN*	6-5, 265, So.
Nose Tackle		Defensive Tackle	
93 Ndamukong SUH**	6-4, 300, Jr.	43 Ty STEINKUHLER***	6-3, 280, Sr.
56 Shukree BARFIELD*	6-4, 290, Sr.	94 Jared CRICK	6-6, 280, RFr.
90 Terrence MOORE	6-3, 275, RFr.	Left Corner	
Wide Receiver X		6 Armando MURILLO*	
87 Nate SWIFT***	6-2, 200, Sr.	28 Eric HAGG*	
18 Menelik HOLT**	6-4, 220, Jr.	6-1, 200, So.	
8 Will HENRY*	6-5, 220, So.		
1 Chris BROOKS	6-2, 210, Jr.		

Offense

Left Tackle		Left Guard		Center		Right Guard		Right Tackle	
65 Mike SMITH*	6-6, 285, So.	61 Mike HUFF***	6-4, 300, Sr.	67 Jacob HICKMAN**	6-4, 290, Jr.	70 Matt SLAUSON***	6-5, 320, Sr.	76 Lydon MURTHA***	6-7, 315, Sr.
72 Jaivorio BURKES*	6-5, 325, So.	68 Keith WILLIAMS*	6-5, 305, So.	58 Mike CAPUTO	6-1, 275, RFr.	73 D.J. JONES*	6-5, 305, So.	78 Marcel JONES	6-7, 310, RFr.
Wide Receiver X		Quarterback		Tight End		Wide Receiver Z			
87 Nate SWIFT***	6-2, 200, Sr.	12 Joe GANZ**	6-1, 210, Sr.	44 Mike MCNEILL*	6-4, 240, So.	17 Todd PETERSON***	6-4, 215, Sr.		
18 Menelik HOLT**	6-4, 220, Jr.	2 Patrick WITT	6-4, 225, RFr.	49 Dreu YOUNG*	6-4, 245, So.	24 Niles PAUL*	6-1, 210, So.	- or -	
8 Will HENRY*	6-5, 220, So.	3 Zac LEE	6-2, 210, So.	80 Ryan HILL	6-3, 245, RFr.	11 Curenski GILLEYLEN	6-0, 210, RFr.		
1 Chris BROOKS	6-2, 210, Jr.	I-Back		Fullback					
		5 Marlon LUCKY***	6-0, 215, Sr.	36 Thomas LAWSON**					
		10 Roy HELU JR.*	6-0, 215, So.	45 Justin MAKOVICKA					
		19 Quentin CASTILLE*	6-1, 235, So.						

Special Teams

Place-Kicker		Punter		Long Snapper	
90 Alex HENERY*	6-2, 175, So. - or -	97 Dan TITCHENER**	6-0, 200, Sr.	82 T.J. O'LEARY**	6-1, 235, Sr.
20 Adi KUNALIC*	6-0, 185, So.	37 Jake WESCH***	6-1, 205, Sr.	56 Justin BAUMGARTNER	6-2, 245, Sr.

Career Starts -- Offense

Matt Slauson, Sr., OG	23
Mike Huff, Sr., OG	20
Marlon Lucky, Sr., IB	19
Nate Swift, Sr., WR	17
Lydon Murtha, Sr., OT	14
Jacob Hickman, Jr., C	11
Todd Peterson, Sr., WR	6
Joe Ganz, Sr., QB	4
Jaivorio Burkes, Soph., OT	3
Hunter Teafattiler, Sr., TE	2
Thomas Lawson, Sr., FB	2
Dreu Young, Soph., TE	1
Mike McNeill, Soph., TE	1
Mike Smith, Soph., OT	1
Marcel Jones, RFr., OT	1

Career Starts -- Defense

Armando Murillo, Sr., CB	12
Barry Turner, Sr., DE	12
Ndamukong Suh, Jr., NT	12
Zach Potter, Sr., DE	12
Larry Asante, Jr., SS	11
Ty Steinkuhler, Sr., DT	9
Clayton Sievers, Sr., DE*	4
Phillip Dillard, Jr., LB	4
Anthony Blue, Soph., CB	2
Shukree Barfield, Sr., DT	1
Cody Glenn, Sr., LB	1
Eric Hagg, Soph., CB	1
Anthony West, Soph., CB	1
Prince Amukamara, Soph., CB	1
Matt O'Hanlon, Sr., S	1
*-3 @ TE	

Career Starts -- Special Teams

Dan Titchener, Sr., P	27
Alex Henery, Soph., PK	13
Adi Kunalic, Soph., KO	13

2008 Nebraska Schedule and Results

Date	Opponent	Result	Score	Overall	Conference	Time	Attend
Aug. 30, 2008	Western Michigan	W	47-24	1-0	0-0	3:11	84485
Sept. 6, 2008	San Jose State						
Sept. 13, 2008	New Mexico State						
Sept. 27, 2008	Virginia Tech						
Oct. 4, 2008	Missouri*						
Oct. 11, 2008	at Texas Tech*						
Oct. 18, 2008	at Iowa State*						
Oct. 25, 2008	Baylor*						
Nov. 1, 2008	at Oklahoma*						
Nov. 8, 2008	Kansas*						
Nov. 15, 2008	at Kansas State*						
Nov. 28, 2008	Colorado*						

* Big 12 conference game

Team Statistics

TEAM STATISTICS	NU	OPP
SCORING	47	24
Points Per Game	47.0	24.0
FIRST DOWNS	24	19
Rushing	7	0
Passing	14	16
Penalty	3	3
RUSHING YARDAGE	138	8
Yards gained rushing	159	49
Yards lost rushing	21	41
Rushing Attempts	31	25
Average Per Rush	4.5	0.3
Average Per Game	138.0	8.0
TDs Rushing	1	1
PASSING YARDAGE	345	342
Att-Comp-Int	36-20-2	49-30-1
Average Per Pass	9.6	7.0
Average Per Catch	17.2	11.4
Average Per Game	345.0	342.0
TDs Passing	4	2
TOTAL OFFENSE	483	350
Total Plays	67	74
Average Per Play	7.2	4.7
Average Per Game	483.0	350.0
KICK RETURNS: #-Yards	5-102	5-139
PUNT RETURNS: #-Yards	3-41	0-0
INT RETURNS: #-Yards	1-26	2-48
KICK RETURN AVERAGE	20.4	27.8
PUNT RETURN AVERAGE	13.7	0.0
INT RETURN AVERAGE	26.0	24.0
FUMBLES-LOST	2-0	4-1
PENALTIES-Yards	6-60	5-45
Average Per Game	60.0	45.0
PUNTS-Yards	3-113	5-181
Average Per Punt	37.7	36.2
Net punt average	31.0	28.0
TIME OF POSSESSION/Game	30:24	29:36
3RD-DOWN Conversions	5/13	6/17
3rd-Down Pct	38%	35%
4TH-DOWN Conversions	0/0	2/4
4th-Down Pct	0%	50%
SACKS BY-Yards	4-28	0-0
MISC YARDS	0	0
TOUCHDOWNS SCORED	5	3
FIELD GOALS-ATTEMPTS	4-4	1-1
ON-SIDE KICKS	0-0	0-0
RED-ZONE SCORES	5-5 100%	4-5 80%
RED-ZONE TOUCHDOWNS	4-5 80%	3-5 60%
PAT-ATTEMPTS	5-5 100%	3-3 100%
ATTENDANCE	84485	0
Games/Avg Per Game	1/84485	0/0
Neutral Site Games		0/0

SCORE BY QUARTERS	1st	2nd	3rd	4th	Total
Nebraska	14	20	10	3	47
Opponents	0	10	7	7	24

2008 Nebraska Individual Statistics

RUSHING	GP	Att	Gain	Loss	Net	Avg	TD	Long	Avg/G
Helu Jr., Roy	1	7	54	2	52	7.4	0	27	52.0
Lucky, Marlon	1	12	52	9	43	3.6	1	14	43.0
Ganz, Joe	1	6	47	9	38	6.3	0	32	38.0
Castille, Quentin	1	6	6	1	5	0.8	0	2	5.0
Total.....	1	31	159	21	138	4.5	1	32	138.0
Opponents.....	1	25	49	41	8	0.3	1	7	8.0

PASSING	G	Effic	Comp-Att-Int	Pct	Yds	TD	Lng	Avg/G
Ganz, Joe	1	161.61	20-36-2	55.6	345	4	61	345.0
Total.....	1	161.61	20-36-2	55.6	345	4	61	345.0
Opponents.....	1	129.24	30-49-1	61.2	342	2	50	342.0

RECEIVING	G	No.	Yds	Avg	TD	Long	Avg/G
Swift, Nate	1	5	121	24.2	2	61	121.0
Holt, Menelik	1	5	59	11.8	0	25	59.0
Castille, Quentin	1	3	38	12.7	0	31	38.0
Peterson, Todd	1	3	34	11.3	0	12	34.0
Lucky, Marlon	1	2	35	17.5	1	19	35.0
Young, Dreu	1	1	55	55.0	0	55	55.0
McNeill, Mike	1	1	3	3.0	1	3	3.0
Total.....	1	20	345	17.2	4	61	345.0
Opponents.....	1	30	342	11.4	2	50	342.0

PUNT RETURNS	No.	Yds	Avg	TD	Long
Paul, Niles	2	38	19.0	0	28
Swift, Nate	1	3	3.0	0	3
Total.....	3	41	13.7	0	28
Opponents.....	0	0	0.0	0	0

INTERCEPTIONS	No.	Yds	Avg	TD	Long
West, Anthony	1	26	26.0	0	26
Total.....	1	26	26.0	0	26
Opponents.....	2	48	24.0	0	33

KICK RETURNS	No.	Yds	Avg	TD	Long
Paul, Niles	2	49	24.5	0	25
Asante, Larry	2	31	15.5	0	20
Gilleylen, Curenski	1	22	22.0	0	22
Total.....	5	102	20.4	0	25
Opponents.....	5	139	27.8	0	57

FUMBLE RETURNS	No.	Yds	Avg	TD	Long
Hagg, Eric	1	3	3.0	0	3
Total.....	1	3	3.0	0	3
Opponents.....	0	0	0.0	0	0

FIELD GOALS	FGM-FGA	Pct	01-19	20-29	30-39	40-49	50-99	Lg	Blk
Henry, Alex	4-4	100.0	0-0	0-0	0-0	4-4	0-0	44	0

FG SEQUENCE	Nebraska	OPPONENTS
Western Michigan	(44),(44),(44),(44)	(19)

Numbers in parentheses indicate field goal was made.

PUNTING	No.	Yds	Avg	Long	TB	FC	I20	Blkd
Titchener, Dan	3	113	37.7	54	1	0	1	0
Total.....	3	113	37.7	54	1	0	1	0
Opponents.....	5	181	36.2	41	0	0	0	0

KICKOFFS	No.	Yds	Avg	TB	OB	Retn	Net	YdLn
Kunalic, Adi	10	676	67.6	5	0			
Total.....	10	676	67.6	5	0	139	43.7	26
Opponents.....	5	303	60.6	0	0	102	40.2	29

SCORING	TD	FGs	Kick	Rush	Rcv	Pass	DXP	Saf	Pts
Henry, Alex	0	4-4	5-5	0-0	0	0-0	0	0	17
Lucky, Marlon	2	0-0	0-0	0-0	0	0-0	0	0	12
Swift, Nate	2	0-0	0-0	0-0	0	0-0	0	0	12
McNeill, Mike	1	0-0	0-0	0-0	0	0-0	0	0	6
Total.....	5	4-4	5-5	0-0	0	0-0	0	0	47
Opponents.....	3	1-1	3-3	0-0	0	0-0	0	0	24

TOTAL OFFENSE	G	Plays	Rush	Pass	Total	Avg/G
Ganz, Joe	1	42	38	345	383	383.0
Helu Jr., Roy	1	7	52	0	52	52.0
Lucky, Marlon	1	12	43	0	43	43.0
Castille, Quentin	1	6	5	0	5	5.0
Total.....	1	67	138	345	483	483.0
Opponents.....	1	74	8	342	350	350.0

ALL PURPOSE	G	Rush	Rec	PR	KOR	IR	Tot	Avg/G
Swift, Nate	1	0	121	3	0	0	124	124.0
Paul, Niles	1	0	0	38	49	0	87	87.0
Lucky, Marlon	1	43	35	0	0	0	78	78.0
Holt, Menelik	1	0	59	0	0	0	59	59.0
Young, Dreu	1	0	55	0	0	0	55	55.0
Helu Jr., Roy	1	52	0	0	0	0	52	52.0
Castille, Quentin	1	5	38	0	0	0	43	43.0
Ganz, Joe	1	38	0	0	0	0	38	38.0
Peterson, Todd	1	0	34	0	0	0	34	34.0
Asante, Larry	1	0	0	0	31	0	31	31.0
West, Anthony	1	0	0	0	0	26	26	26.0
Gilleylen, Curenski	1	0	0	0	22	0	22	22.0
McNeill, Mike	1	0	3	0	0	0	3	3.0
Total.....	1	138	345	41	102	26	652	652.0
Opponents.....	1	8	342	0	139	48	537	537.0

Nebraska Team Game By Game

Date	Opponent	---RUSHING---				--RECEIVING--				-----PASSING-----				--KICK RET--				--PUNT RET--				All Purp
		No.	Yds	TD	Lg	No.	Yds	TD	Lg	Att	Cmp	Int	Yds	TD	Lg	No	Yds	TD	Lg	No	Yds	
Aug. 30	W. Michigan	31	138	1	32	20	345	4	61	20-36-2	345	4	61	5	102	0	25	3	41	0	28	483
	Totals	31	138	1	32	20	345	4	61	20-36-2	345	4	61	5	102	0	25	3	41	0	28	483
	Opponent	25	8	1	7	30	342	2	50	30-49-1	342	2	50	5	139	0	57	0	0	0	0	350

Date	Opponent	-----TACKLES-----					-SACKS-			-FUMBLE-			Pass Blkd				-Kicks-----XPTS-					
		Solo	Ast	Total	TFL	Yds	No	Yds	FF	FR	Yds	Int	Yds	QBH	Brk	Kick	Att	Mad	Run	Rcv	Saf	Pts
Aug. 30	W. Michigan	41	32	73	7.0	39	4.0	28	2	1-3	1-26	4	8	0	5-5	0	0	0	0	0	0	47
	Totals	41	32	73	7.0	39	4.0	28	2	1-3	1-26	4	8	0	5-5	0	0	0	0	0	0	47
	Opponent	39	22	61	7.0	39	4.0	28	2	1-3	1-26	4	8	0	5-5	0	0	0	0	0	0	24

Date	Opponent	-----PUNTING-----								--FIELD GOALS--			-----KICKOFFS-----					
		No	Yds	Avg	Long	Blkd	TB	FC	50+	I20	Att	Made	Lg	Blkd	No	Yds	Avg	TB
Aug. 30	W. Michigan	3	113	37.7	54	0	1	0	1	1	4-4	44	0	10	676	67.6	5	0
	Totals	3	113	37.7	54	0	1	0	1	1	4-4	44	0	10	676	67.6	5	0
	Opponent	5	181	36.2	41	0	0	0	0	0	1-1	19	0	5	303	60.6	0	0

Opponent Team Game By Game

Date	Opponent	---RUSHING---				--RECEIVING--				-----PASSING-----				--KICK RET--				--PUNT RET--				All Purp	
		No.	Yds	TD	Lg	No.	Yds	TD	Lg	Att	Cmp	Int	Yds	TD	Lg	No	Yds	TD	Lg	No	Yds		TD
Aug. 30	W. Michigan	25	8	1	7	30	342	2	50	30-49-1	342	2	50	5	139	0	57	0	0	0	0	28	483
	Opponent totals	25	8	1	7	30	342	2	50	30-49-1	342	2	50	5	139	0	57	0	0	0	0	0	350
	Nebraska	31	138	1	32	20	345	4	61	20-36-2	345	4	61	5	102	0	25	3	41	0	28	483	

Date	Opponent	-----TACKLES-----					-SACKS-			-FUMBLE-			Pass Blkd				-Kicks-----XPTS-					
		Solo	Ast	Total	TFL	Yds	No	Yds	FF	FR	Yds	Int	Yds	QBH	Brk	Kick	Att	Mad	Run	Rcv	Saf	Pts
Aug. 30	W. Michigan	39	22	61	7.0	21	0.0	0	1	0-0	2-48	1	4	0	3-3	0	0	0	0	0	0	24
	Opponent totals	39	22	61	7.0	21	0.0	0	1	0-0	2-48	1	4	0	3-3	0	0	0	0	0	0	24
	Nebraska	41	32	73	7.0	39	4.0	28	2	1-3	1-26	4	8	0	5-5	0	0	0	0	0	0	47

Date	Opponent	-----PUNTING-----								--FIELD GOALS--			-----KICKOFFS-----					
		No	Yds	Avg	Long	Blkd	TB	FC	50+	I20	Att	Made	Lg	Blkd	No	Yds	Avg	TB
Aug. 30	W. Michigan	5	181	36.2	41	0	0	0	0	0	1-1	19	0	5	303	60.6	0	0
	Opponent totals	5	181	36.2	41	0	0	0	0	0	1-1	19	0	5	303	60.6	0	0
	Nebraska	3	113	37.7	54	0	1	0	1	1	4-4	44	0	10	676	67.6	5	0

Team Comparison

Opponent	Score	1st Dns (Run/Pass/Pen.)	Rushing	Passing	Pass Yds	Total Offense	Ret Yds	T/O
W. Michigan	47-24	24/19 (7/0, 14/16, 3/3)	31-138/25-8	20-36-2/30-49-1	345/342	67-483	74-350/ 172/187	2/2
Totals	47-24	24/19 (7/0, 14/16, 3/3)	31-138/25-8	20-36-2/30-49-1	345/342	67-483	74-350/ 172/187	2/2

Note: Game totals are displayed in the format TEAM/OPPONENT for each category

Opponent	3rd Down	4th Down	Time Poss	Margin	Yds/Rush	Yds/Pass	Yds/Play	Punting	Penalties
W. Michigan	5-13/6-17	0-0/2-4	30:24/29:36	0:48	4.5/0.3	9.6/7.0	7.2/4.7	3-37.7/5-36.2	6-60/5-45
Totals	5-13/6-17	0-0/2-4	30:24/29:36	0:48	4.5/0.3	9.6/7.0	7.2/4.7	3-37.7/5-36.2	6-60/5-45

Nebraska Red Zone Chart

NEBRASKA INSIDE OPPONENTS RED-ZONE

Date	Opponent	Score	Times Times			Total	Rush	Pass	FGs	----- Failed to score inside RZ -----						
			In RZ	Scored	Pts					TDs	TDs	TDs	Made	FGA	Downs	Int
Aug. 30	W. Michigan	W, 47-24	5	5	31	4	1	3	1	0	0	0	0	0	0	0
	Totals		5	5	31	4	1	3	1	0	0	0	0	0	0	0

5 of 5 (100.0%)

OPPONENT INSIDE NEBRASKA RED-ZONE

Date	Opponent	Score	Times Times			Total	Rush	Pass	FGs	----- Failed to score inside RZ -----					
			In RZ	Scored	Pts					TDs	TDs	TDs	Made	FGA	Downs
Aug. 30	W. Michigan	W, 47-24	5	4	24	3	1	2	1	0	0	1	0	0	0
	Totals		5	4	24	3	1	2	1	0	0	1	0	0	0

4 of 5 (80.0%)

Miscellaneous Numbers

LONG SEASON PLAYS (20 OR MORE YARDS)

	Husker Long Plays				Opponent Long Plays			
	Rush	Pass	Ret.	Total	Rush	Pass	Ret.	Total
W. Michigan	2	6	6	14	0	4	5	9
San Jose St.								
New Mexico St.								
Virginia Tech								
Missouri								
at Texas Tech								
at Iowa St.								
Baylor								
at Oklahoma								
Kansas								
at Kansas St.								
Colorado								
Totals	2	6	6	14	0	4	5	9

DRIVE SUPERLATIVES

	Nebraska	Opponent
Most Yards (Result)	74 vs. W. Michigan (TD)	80 W. Michigan (TD)
Most Plays (Result)	8 3x vs. W. Michigan (TD, 2FG)	10 W. Michigan (TD)
Most Time (Result)	4:24 vs. W. Michigan (TD)	3:43 W. Michigan (TD)

GAME-OPENING DRIVES

Opponent	[---- Nebraska ----]			[---- Opponent ----]		
	Pts.	1st Dwn	Yds	Pts.	1st Dwn	Yds
W. Michigan	0	1	20	0	0	(-1)
San Jose St.						
New Mexico St.						
Virginia Tech						
Missouri						
at Texas Tech						
at Iowa St.						
Baylor						
at Oklahoma						
Kansas						
at Kansas St.						
Colorado						

SECOND HALF-OPENING DRIVES

Opponent	[---- Nebraska ----]			[---- Opponent ----]		
	Pts.	1st Dwn	Yds	Pts.	1st Dwn	Yds
W. Michigan	3	2	38	0	1	13
San Jose St.						
New Mexico St.						
Virginia Tech						
Missouri						
at Texas Tech						
at Iowa St.						
Baylor						
at Oklahoma						
Kansas						
at Kansas St.						
Colorado						

NEBRASKA LONG PLAYS

Yards	Opponent	Play	Result
61	W. Michigan	Pass (Swift from Ganz)	Touchdown
55	W. Michigan	Pass (Young from Ganz)	1st-10
32	W. Michigan	Rush (Ganz)	1st-10
31	W. Michigan	Pass (Castille from Ganz)	1st-10
30	W. Michigan	Pass (Swift from Ganz)	1st-10
27	W. Michigan	Rush (Helu Jr.)	1st-10
27	W. Michigan	Punt return (Paul)	1st-10
26	W. Michigan	Interception return (West)	1st-10
25	W. Michigan	Punt return (Paul)	1st-10
25	W. Michigan	Pass (Holt from Ganz)	1st-10
24	W. Michigan	Punt return (Paul)	1st-10
22	W. Michigan	Pass (Swift from Ganz)	1st-10
22	W. Michigan	KO return (Gillevlen)	1st-10
20	W. Michigan	KO return (Asante)	1st-10

OPPONENT LONG PLAYS

Yards	Opponent	Play	Result
57	W. Michigan	KO return (Winchester)	1st-10
50	W. Michigan	Pass (Julien from Hiller)	1st-10
50	W. Michigan	Pass (Ledbetter from Hiller)	1st-10
33	W. Michigan	Pass (Ledbetter from Hiller)	1st-10
33	W. Michigan	Punt return (Delmas)	1st-10
28	W. Michigan	KO return (West)	1st-10
24	W. Michigan	Pass (Stevens from Hiller)	1st-G
22	W. Michigan	KO return (West)	1st-10
22	W. Michigan	KO return (West)	1st-10

Miscellaneous Numbers

SCORING DRIVES

Game	Scoring Drives	[---Time---		[--Plays--]		5 or less	1 Play
		Total	Avg.	Total	Avg.		
W. Michigan	9	18:25	2:03	47	5.3	6	0
San Jose State							
New Mexico State							
Virginia Tech							
Missouri							
at Texas Tech							
at Iowa State							
Baylor							
at Oklahoma							
Kansas							
at Kansas State							
Colorado							
Totals	9	18:25	2:03	47	5.3	6	0
Opponents	4	11:02	2:45	32	8.0	0	0

NEBRASKA SCORING DRIVES

Opponent	[-----Drive-----]				Drive		
	Plays	Yds	Time	Score	Qtr./Time	Start	Play
W. Michigan	4	61	1:47	7-0	1/8:06		Lucky 14 run
W. Michigan	8	62	4:24	14-0	1/0:55		McNeill 3 pass/Ganz
W. Michigan	4	4	0:51	17-0	2/14:50		Henery 44 FG
W. Michigan	4	73	0:47	24-7	2/10:14		Swift 61 pass/Ganz
W. Michigan	8	21	4:15	27-7	2/4:27		Henery 44 FG
W. Michigan	4	59	0:37	34-10	2/0:32		Swift 2 pass/Ganz
W. Michigan	8	38	3:21	37-10	3/8:23		Henery 44 FG
W. Michigan	2	74	0:37	44-17	3/1:48		Lucky 19 pass/Ganz
W. Michigan	5	31	1:46	47-24	4/5:22		Henery 44 FG

OPPONENT SCORING DRIVES

Opponent	[-----Drive-----]				Drive		
	Plays	Yds	Time	Score	Qtr./Time	Start	Play
W. Michigan	10	80	3:43	7-17	2/11:07		Ledbetter 3 pass/Hiller
W. Michigan	8	42	3:02	10-27	2/1:15		Potter 19 FG
W. Michigan	6	80	2:12	17-37	3/6:11		West 1 run
W. Michigan	8	80	2:05	24-44	4/14:43		Nunez 9 pass/Hiller

NEBRASKA POINTS OFF TURNOVERS

Game	TOs Gained	TDs	FG-FGA	Pts. (NU Fumbles/Lost, INT)
W. Michigan	2 (4/1 F/L, 1 Int)	0	1-1	3 (2/0 F/L, 2 Int)
San Jose St.				
New Mexico St.				
Virginia Tech				
Missouri				
at Texas Tech				
at Iowa St.				
Baylor				
at Oklahoma				
Kansas				
at Kansas St.				
Colorado				
Totals	2 (4/1 F/L, 1 Int)	0	1-1	3 (2/0 F/L, 2 Int)
Opponents	2 (2/0 F/L, 2 Int)	0	0-0	0 (2 (4/1 F/L, 1 Int)

STARTING FIELD POSITION

	NU Avg. Start	Opp. Avg. Start	NU lead
	(yards/drives/in 20/past 50)	(yards/drives/in 20/past 50)	
W. Michigan	37.7 (528/14/0/2)	30.3 (454/15/1/3)	+7.5
San Jose St.			
New Mexico St.			
Virginia Tech			
Missouri			
at Texas Tech			
at Iowa St.			
Baylor			
at Oklahoma			
Kansas			
at Kansas St.			
Colorado			
Totals	37.7 (528/14/0/2)	30.3 (454/15/1/3)	+7.5

PENALTY NUMBERS

	NU Pen.-Yds.	Opp. Pen.-Yds.
W. Michigan	6-60 (10.0)	5-45 (9.0)
San Jose State		
New Mexico State		
Virginia Tech		
Missouri		
at Texas Tech		
at Iowa State		
Baylor		
at Oklahoma		
Kansas		
at Kansas State		
Colorado		
Totals (Avg/Penalty)	6-60 (10.0)	5-45 (9.0)
Avg/G	6.0-60.0	5.0-45.0

Individual Career/Season Superlatives

SEASON AND CAREER, MOST PASSING YARDS

Player	2008	Career
Beau Davis	none	12 vs. Texas Tech, 2004
Joe Ganz	345 vs. W. Michigan	510 vs. Kansas St. ^

* - indicates touchdown pass ^ - indicates school record

SEASON AND CAREER, MOST RECEIVING YARDS

Player	2008	Career
Chris Brooks	none	4 vs. Nevada
Quentin Castille	38 vs. W. Michigan	same
Roy Helu Jr.	none	21 vs. Oklahoma State
Menelik Holt	59 vs. W. Michigan	same
Thomas Lawson	none	10 vs. Iowa State
Marlon Lucky	35 vs. W. Michigan	125 vs. Texas A&M
Mike McNeill	3 vs. W. Michigan	25 vs. Nevada
Niles Paul	none	6 vs. Nevada
Todd Peterson	34 vs. W. Michigan	85 vs. Kansas State
Nate Swift	121 vs. W. Michigan	135 at Missouri, 2005
Hunter Teafatiller	none	29 vs. Louisiana Tech, 2006
Dreu Young	55 vs. W. Michigan	same

*Indicates touchdown scored

SEASON AND CAREER, MOST RUSHING YARDS

Player	2008	Career
Quentin Castille	5 vs. W. Michigan	102 vs. Oklahoma State
Major Culbert	none	35 vs. Nevada
Beau Davis	none	-6 vs. Texas Tech, 2004
Joe Ganz	38 vs. W. Michigan	same
Cody Glenn	none	148 at Iowa State, 2006
Roy Helu Jr.	52 vs. W. Michigan	56 at Kansas
Marlon Lucky	43 vs. W. Michigan	233 vs. Nevada

*Indicates touchdown scored

SEASON AND CAREER, LONGEST PASS

2008	Career
none	12 vs. Texas Tech, 2004
61* vs. W. Michigan (Swift)	62* at Kansas (Lucky)

SEASON AND CAREER, LONGEST CATCH

2008	Career
none	4 vs. Nevada (Keller)
31 vs. W. Michigan (Ganz)	same
none	21 vs. Oklahoma State (Keller)
25 vs. W. Michigan (Ganz)	35 vs. Kansas State (Ganz)
none	6* vs. Iowa State (Keller)
19 vs. W. Michigan (Ganz)	62* at Kansas (Ganz)
3* vs. W. Michigan (Ganz)	25 vs. Nevada (Keller)
none	6 vs. Nevada (Keller)
12 vs. W. Michigan (Ganz)	48 vs. Oklahoma (Taylor), 2006
61* vs. W. Michigan (Ganz)	same
none	29* vs. La. Tech (Ganz), 2006
55 vs. W. Michigan (Ganz)	same

SEASON AND CAREER, LONGEST RUN

2008	Career
2 vs. W. Michigan	23 vs. Oklahoma State
none	17 vs. Nevada
none	-6 vs. Texas Tech, 2004
32 vs. W. Michigan	same
none	36 at Iowa State, 2006
27 vs. W. Michigan	same
14* vs. W. Michigan	51* vs. Troy, 2006

Nebraska Statistical Highs and Lows

NEBRASKA TOTALS	HIGHS	LOWS
Points Scored	47 (Western Michigan)	47 (Western Michigan)
First Downs	24 (Western Michigan)	24 (Western Michigan)
Rushing Attempts	31 (Western Michigan)	31 (Western Michigan)
Rushing Yards	138 (Western Michigan)	138 (Western Michigan)
Passes Attempted	36 (Western Michigan)	36 (Western Michigan)
Passes Completed	20 (Western Michigan)	20 (Western Michigan)
Had Intercepted	2 (Western Michigan)	2 (Western Michigan)
Passing Yards	345 (Western Michigan)	345 (Western Michigan)
Total Plays	67 (Western Michigan)	67 (Western Michigan)
Total Yards	483 (Western Michigan)	483 (Western Michigan)
Possession Time	30:24 (Western Michigan)	30:24 (Western Michigan)
Fumbles	2 (Western Michigan)	2 (Western Michigan)
Fumbles Lost	0 (Western Michigan)	0 (Western Michigan)
Turnovers	2 (Western Michigan)	2 (Western Michigan)
Turnover Margin	0 (Western Michigan)	0 (Western Michigan)
Penalties	6 (Western Michigan)	6 (Western Michigan)
Yards Penalized	60 (Western Michigan)	60 (Western Michigan)
Sacks By-Yards Lost	4-28 (Western Michigan)	4-28 (Western Michigan)
Tackles for Loss-Yards	8-39 (Western Michigan)	8-39 (Western Michigan)

OPPONENT TOTALS	HIGHS	LOWS
Points Scored	24 (Western Michigan)	24 (Western Michigan)
First Downs	19 (Western Michigan)	19 (Western Michigan)
Rushing Attempts	25 (Western Michigan)	25 (Western Michigan)
Rushing Yards	8 (Western Michigan)	8 (Western Michigan)
Passes Attempted	49 (Western Michigan)	49 (Western Michigan)
Passes Completed	30 (Western Michigan)	30 (Western Michigan)
Had Intercepted	1 (Western Michigan)	1 (Western Michigan)
Passing Yards	342 (Western Michigan)	342 (Western Michigan)
Total Plays	74 (Western Michigan)	74 (Western Michigan)
Total Yards	350 (Western Michigan)	350 (Western Michigan)
Possession Time	29:36 (Western Michigan)	29:36 (Western Michigan)
Fumbles	4 (Western Michigan)	4 (Western Michigan)
Fumbles Lost	1 (Western Michigan)	1 (Western Michigan)
Turnovers	2 (Western Michigan)	2 (Western Michigan)
Turnover Margin	0 (Western Michigan)	0 (Western Michigan)
Penalties	5 (Western Michigan)	5 (Western Michigan)
Yards Penalized	45 (Western Michigan)	45 (Western Michigan)
Sacks By-Yards Lost	0-0 (Western Michigan)	0-0 (Western Michigan)
Tackles for Loss-Yards Lost	8-21 (Western Michigan)	8-21 (Western Michigan)

NEBRASKA INDIVIDUAL HIGHS
Most Rushing Attempts 12; Marlon Lucky vs. Western Michigan
Most Net Rushing Yards 52; Roy Helu Jr. vs. Western Michigan
Most Rushing TDs 1; Marlon Lucky vs. Western Michigan
Longest TD Run 14; Marlon Lucky vs. Western Michigan
Longest Run, No TD 32; Joe Ganz vs. Western Michigan
Most Pass Attempts 36; Joe Ganz vs. Western Michigan
Most Completed Passes 20; Joe Ganz vs. Western Michigan
Most Passing Yards 345; Joe Ganz vs. Western Michigan
Longest TD Pass 61; Joe Ganz to Nate Swift vs. Western Michigan
Longest Pass, No TD 55; Joe Ganz to Dreu Young vs. Western Michigan
Most Pass Receptions 5; Nate Swift and Menelik Holt vs. Western Michigan
Most Receiving Yards 121; Nate Swift vs. Western Michigan
Most TD Receptions 2; Nate Swift vs. Western Michigan
Most Total Offense Attempts 42; Joe Ganz vs. Western Michigan (36 pass, 6 rush)
Most Total Offense Yards 377; Joe Ganz vs. Western Michigan (345 passing, 32 rushing)
Most All Purpose Attempts 14; Marlon Lucky vs. Western Michigan (12 rush, 2 rec.)
Most All Purpose Yards 124; Nate Swift vs. Western Michigan (121 rec., 3 punt return)
Most Touchdowns Scored 2; Nate Swift vs. Western Michigan (2 receiving)
Most Field Goals Attempted 4; Alex Henery vs. Western Michigan (4 made)
Most Field Goals Made 4; Alex Henery vs. Western Michigan (4 attempted)
Longest Field Goal Made 44; Alex Henery vs. Western Michigan
Longest Field Goal Attempted 44; Alex Henery vs. Western Michigan
Most Interceptions 1; Anthony West vs. Western Michigan (26 yards)
Longest Interception TD Return n/a
Longest Interception Return, No TD 26; Anthony West vs. Western Michigan
Longest Fumble TD Return n/a
Longest Fumble Return, No TD 3; Eric Hagg vs. Western Michigan
Longest Punt Return, TD n/a
Longest Punt Return, No TD 28; Niles Paul vs. Western Michigan
Most Punt Return Yardage 38; Niles Paul vs. Western Michigan (2 returns)
Longest Kickoff Return, TD n/a
Longest Kickoff Return, No TD 25; Niles Paul vs. Western Michigan
Most Kickoff Return Yardage 49; Niles Paul vs. Western Michigan (2 returns)
Most Punts 3; Dan Titchener vs. Western Michigan (37.7 avg.)
Highest Punting Average 37.7; Dan Titchener vs. Western Michigan (3 punts)
Longest Punt 54; Dan Titchener vs. Western Michigan

Nebraska Statistical Highs and Lows

NEBRASKA INDIVIDUAL HIGHS....(CONTINUED)

Most Total Tackles	12; Cody Glenn vs. Western Michigan (9 solo, 3 assist)
Most Solo Tackles	9; Cody Glenn vs. Western Michigan
Most Tackles for Loss	3; Cody Glenn vs. Western Michigan (10 yards lost)
Most Yards Lost	15; Barry Turner vs. Western Michigan (2 TFL)
Most Quarterback Sacks	2; Terrence Moore vs. Western Michigan (11 yards lost)
Most Yards Lost	14; Barry Turner vs. Western Michigan (1 sack)
Most Pass Breakups	3; Cody Glenn vs. Western Michigan
Most Blocked Field Goals.....	n/a
Most Blocked Punts	n/a
Most Blocked PAT	n/a

OPPONENT INDIVIDUAL HIGHS

Most Yards Rushing	29; Brandon West (Western Michigan)
Most Rushing Attempts	12; Brandon West (Western Michigan)
Most Yards Passing	342; Tim Hiller (Western Michigan)
Most Passing Attempts	49; Tim Hiller (Western Michigan)
Most Pass Completions	30; Tim Hiller (Western Michigan)
Most Pass Receptions	9; Brandon Ledbetter (Western Michigan)
Most Yards Receiving	123; Brandon Ledbetter (Western Michigan)

OPPONENT INDIVIDUAL LONGEST PLAYS

Rush	7; Brandon West (Western Michigan)
Pass	50; two Tim Hiller passes (Western Michigan)
Field Goal.....	19; John Potter (Western Michigan)
Punt Return.....	n/a
Kickoff Return.....	57; Anthony Winchester (Western Michigan)
Fumble Return.....	n/a
Interception Return	33; Louis Delmas (Western Michigan)
Punt	41; Ben Armer (Western Michigan)

Nebraska Starting Lineups

Husker Offensive Starters Game-by-Game

Opponent	WRZ	WRX	TE	LT	LG	C	RG	RT	QB	IB	FB	PK
W. Michigan	Peterson	Swift	McNeill	Smith	Huff	Hickman	Slauson	M. Jones	Ganz	Lucky	Young^	Henery
San Jose St.												
New Mexico St.												
Virginia Tech												
Missouri												
at Texas Tech												
at Iowa State												
Baylor												
at Oklahoma												
Kansas												
at Kansas State												
Colorado												

^ - NU opened in two tight end formation

Husker Defensive Starters Game-by-Game

Opponent	Open End	NT	DT	Base End	SAM	MLB	WILL	L CB	FS	SS	R CB	P
W. Michigan	Turner	Suh	Steihkuhler	Potter	Hagg*	Dillard	Glenn	Amukamura	O'Hanlon	Asante	West	Titchener
San Jose St.												
New Mexico St.												
Virginia Tech												
Missouri												
at Texas Tech												
at Iowa State												
Baylor												
at Oklahoma												
Kansas												
at Kansas State												
Colorado												

* - NU opened with nickel package

Overall Participation

PLAYER (GAMES):

1- Brooks (1); 3- Thenarse (1); 4- Asante (1); 5- Lucky (1); 5- West (1); 6- Murillo (1); 8- Henry (1); 10- Helu Jr. (1); 11- Gilleylen (1); 12- Ganz (1); 17- Peterson (1); 18- Holt (1); 19- Castille (1); 20- Kunalic (1); 21- Amukamara (1); 22- Wald (1); 24- Paul (1); 28- Hagg (1); 30- Hays (1); 33- O'Hanlon (1); 34- Glenn (1); 36- Lawson (1); 37- Wesch (1); 41- Grove (1); 42- Fisher (1); 43- Steinkuhler (1); 44- McNeill (1); 49- Young (1); 52- Dillard (1); 53- Wortman (1); 54- Koehler (1); 56- Barfield (1); 58- Caputo (1); 61- Huff (1); 65- Smith (1); 67- Hickman (1); 68- K. Williams (1); 70- Slauson (1); 72- Burkes; 73- D.J. Jones (1); 78- M. Jones (1); 80- Hill (1); 82- Cammack (1); 87- Swift (1); 88- Sievers (1); 82- O'Leary (1); 90- Henery (1); 90- Moore (1); 93- Suh (1); 94- Crick (1); 95- Allen (1); 97- Titchener (1); 98- Potter (1); 99- Turner (1)

Game 1 | Nebraska 47, Western Michigan 24

SCORE BY QUARTERS	1	2	3	4	FINAL
Western Michigan	0	10	7	7	24
Nebraska	14	20	10	3	47

Lincoln (Aug. 30) --- Nebraska won its 23rd consecutive season-opening victory, giving Coach Bo Pelini a victory in his debut as the Huskers' head coach.

Quarterback Joe Ganz led a high-octane Nebraska offense throughout the night, producing his fourth consecutive 300-plus yard passing game in his fourth consecutive career start. Along with way, he became the first NU quarterback to throw for 300 or more yards four times in his career. Senior wide receiver **Nate Swift** was the biggest beneficiary, hauling in five passes for 121 yards and a pair of touchdowns, including a career-long 61-yard TD catch.



Cody Glenn, who was making his first career appearance on defense, helped the Huskers hold the Broncos to just eight yards rushing on 25 carries. It was a solid opening performance although Western Michigan finished with 350 yards on 49 attempts through the air. Nebraska's defense recorded eight tackles for loss, including four sacks, while forcing a pair of turnovers.

SCORING SUMMARY

1st	08:06	NU	Lucky 14 yd run (Henery kick)
	00:55	NU	McNeill 3 yd pass from Ganz (Henery kick)
2nd	14:50	NU	Henery 44 yd field goal
	11:07	WMU	Ledbetter 3 yd pass from Hiller (Potter kick)
	10:14	NU	Swift 61 yd pass from Ganz (Henery kick)
	04:27	NU	Henery 44 yd field goal
	01:15	WMU	Potter 19 yd field goal
	00:32	NU	Swift 2 yd pass from Ganz (Henery kick)
3rd	08:23	NU	Henery 44 yd field goal
	06:11	WMU	West 1 yd run (Potter kick)
	01:48	NU	Lucky 19 yd pass from Ganz (Henery kick)
4th	14:43	WMU	Nunez 9 yd pass from Hiller (Potter kick)
	05:22	NU	Henery 44 yd field goal

TEAM STATISTICS

	WMU	NU
FIRST DOWNS	19	24
RUSHES-YARDS (NET)	25-8	31-138
PASSING YDS (NET)	342	345
Passes Att-Comp-Int	49-30-1	36-20-2
TOTAL OFFENSE PLAYS-YARDS	74-350	67-483
Fumble Returns-Yards	0-0	1-3
Punt Returns-Yards	0-0	3-41
Kickoff Returns-Yards	5-139	5-102
Interception Returns-Yards	2-48	1-26
Punts (Number-Avg)	5-36.2	3-37.7
Fumbles-Lost	4-1	2-0
Penalties-Yards	5-45	6-60
Possession Time	29:36	30:24
Third-Down Conversions	6 of 17	5 of 13
Fourth-Down Conversions	2 of 4	0 of 0
Red-Zone Scores-Chances	4-5	5-5
Sacks By: Number-Yards	0-0	4-28

RUSHING: WMU-West, Brandon 12-29; Thompson, G. 3-5; Elsworth, Kirk 2-3; Hiller, Tim 8-minus 29. **Nebraska**-Helu Jr., Roy 7-52; Lucky, Marlon 12-43; Ganz, Joe 6-38; Castille, Quentin 6-5.

PASSING: WMU-Hiller, Tim 30-49-1-342. **Nebraska**-Ganz, Joe 20-36-2-345.

RECEIVING: WMU-Ledbetter, B. 9-123; West, Brandon 7-40; Julien, S. 5-85; Simmons, John 3-24; Nunez, Juan 3-18; Williams, A. 2-28; Stevens, Matt 1-24. **Nebraska**-Swift, Nate 5-121; Holt, Menelik 5-59; Castille, Q. 3-38; Peterson, Todd 3-34; Lucky, Marlon 2-35; Young, Dreu 1-55; McNeill, Mike 1-3.

INTERCEPTIONS: WMU-Delmas, Louis 1-33; Wilson, C.J. 1-15. **Nebraska**-West, Anthony 1-26.

FUMBLES: WMU-West, Brandon 2-1; Ledbetter, Branden 1-0; Hiller, Tim 1-0. **Nebraska**-Ganz, Joe 2-0.

SACKS (Sacks-Yds): WMU-None. **Nebraska**-Moore, Terrence 2-0; Turner, Barry 1-0; Barfield, Shukree 1-0.

TACKLES (UA-A): WMU-Delmas, Louis 5-6. **Nebraska**-Glenn, Cody 9-3