


Top 50 Career Tackle Leaders


(Totals do not include bowl games from 1965 to 2001. The NCAA began including bowl games in statistics in 2002.)

Player, Years	UT	AT	TT	For Loss	Sacks
1. Barrett Ruud, MLB, 2001-02-03-04	218	214	432	50/120	8/48
2. Jerry Murtaugh, SLB, 1968-69-70	148	194	342	12/44	NA*
3. Mike Brown, ROV, 1996-97-98-99	137	150	287	17/57	2/20
4. Lee Kunz, SLB, 1976-77-78	119	157	276	10/19	NA*
5. Clete Pillen, LB, 1974-75-76	124	149	273	2/6	NA*
6. Steve Damkroger, SLB, 1979-80-81-82	157	112	269	20/93	2/15*
7. Ed Stewart, LB, 1991-92-93-94	111	146	257	18/77	9/56
8. Marc Munford, WLB, 1983-84-85-86	153	103	256	15/68	5/38
9. Jim Wightman, WLB, 1975-76-77	98	156	254	2/7	NA*
10. Trev Alberts, OLB, 1990-91-92-93	105	143	248	45/242	29.5/196
11. Mike Knox, SLB, 1981-82-83-85	124	121	245	12/36	2/18
12. Broderick Thomas, OLB, 1985-86-87-88	143	99	242	39/216	22.5/149
13. Corey McKeon, LB, 2004-05-06-07	127	113	240	36/136	9/74
14. Wayne Meylan, MG, 1965-66-67	118	120	238	NA*	NA*
15. Jay Foreman, MLB, 1995-96-97-98	69	164	233	15/44	5/30
16. Carlos Polk, MLB, 1997-98-99-00	93	134	227	32/134	10/88
17. Daniel Bullocks, SS, 2002-03-04-05	133	93	226	12/32	1/12
18. Travis Hill, OLB, 1989-90-91-92	100	121	221	37.5/186.5	16.5/123.5
19. Ken Geddes, MG, 1967-68-69	89	131	220	10/48	NA*
Mike Anderson, ILB, 1990-91-92-93	75	145	220	14/48	3/27
Demorrio Williams, WLB, 2002-03	121	99	220	27/116	12/92
22. Bo Ruud, LB, 2004-05-06-07	117	99	216	25/84	4.5/43
23. Ron Pruiitt, LT, 1973-74-76	91	123	214	21/100	NA*
24. Rich Glover, MG, 1970-71-72	103	108	211	25/127	NA*
25. Tyrone Byrd, FS, 1989-90-91-92	96	113	209	6/28	1/1
26. Pat Tyrance, WLB, 1988-89-90	97	111	208	13/44	4/17
27. Grant Wistrom, RE, 1994-95-96-97	93	113	206	58.5/260	26.5/178
28. Tom Ruud, SLB, 1972-73-74	82	120	202	2/3	NA*
29. Reggie Cooper, SS, 1987-88-89-90	117	78	195	16/49	0/0
LeRoy Etienne, ILB, 1985-86-87-88	115	80	195	13/49	4/21
31. Keyuo Craver, LCB, 1998-99-00-01	113	79	192	10/26	2.5/16
32. Bob Nelson, WLB, 1972-73-74	73	116	189	6/17	NA*
33. George Andrews, DE, 1976-77-78	93	91	184	24/121	NA*
34. Scott Shanle, SLB, 1999-00-01-02	87	96	183	17/62	6/44
35. Steve Carmer, FS, 1988-90-91-92	81	101	182	7/58	2/31
36. John Lee, MG, 1973-74-75	84	96	180	15/79	NA*
37. Stewart Bradley, LB, 2003-04-05-06	94	81	175	25/75	4/31
38. T.J. Hollowell, BLB, 2000-01-02-03	76	97	173	12/57	3.5/30
39. Le Kevin Smith, DT, 2002-03-04-05	77	95	172	36/112	9.5/55
40. Mark Daum, SLB, 1982-83-84	86	85	171	13/50	6/41
41. Bob Martin, DE, 1973-74-75	82	88	170	10/55	NA*
42. Bob Terrio, WLB, 1970-71	79	90	169	7/20	NA*
43. Mike Fultz, RT, 1974-75-76	91	77	168	28/122	NA*
Willie Harper, DE, 1970-71-72	82	86	168	41/268	NA*
Eric Johnson, WLB, 1996-97-98-99	65	103	168	26/107	13/80
46. Kerry Weinmaster, MG, 1976-77-78-79	102	63	165	39/202	NA*
47. Josh Bullocks, FS, 2002-03-04	92	68	160	2/20	0/0
48. Jason Peter, DT, 1994-95-96-97	51	105	156	31/118	11/68
49. Brent Evans, SLB, 1980-81-82	86	69	155	5/15	2/16
50. Larry Wachholtz, S, 1964-65-66	74	79	153	NA*	NA*
Brent Williams, WLB, 1978-79-80	85	68	153	8/33	NA*
52. Jamel Williams, SLB, 1994-95-96	63	87	150	18/81	6/48
Barry Alvarez, LB, 1965-66-67	48	102	150	NA*	NA*
Lynn Senkbeil, LB, 1965-66	65	85	150	NA*	NA*


*Tackles for loss not available before 1968, sacks not available before 1982



Barrett Ruud, Linebacker, school-record 432 Tackles



Grant Wistrom, Rush End, school-record 58.5 TFL



Mike Brown, Rover/Free Safety, 287 Total Tackles