

# NEBRASKA FOOTBALL YEAR BY YEAR

## 1890-2006 (Includes Bowl Games)

Year	W-L-T	Pct.	Score	Coach	Highlights
1890	2-0-0	1.000	28-0	None	Undefeated, unscored upon
1891	2-2-0	.500	72-40	None	Coach Lyman assisted team
1892	2-2-1	.500	21-40	None	Omahan J.S. Williams aided team
1893	3-2-1	.583	77-76	Frank Crawford	
1894	6-2-0	.750	136-48	Frank Crawford	
1895	6-3-0	.667	138-62	Charles Thomas	
1896	6-3-1	.650	102-64	E.N. Robinson	
1897	5-1-0	.833	84-15	E.N. Robinson	
1898	8-3-0	.727	270-78	Fielding H. Yost	
1899	1-7-1	.167	49-164	A.E. Branch	
1900	6-1-1	.813	112-20	Walter C. Booth	
1901	6-2-0	.750	149-52	Walter C. Booth	
1902	9-0-0	1.000	159-0	Walter C. Booth	Undefeated, unscored upon
1903	10-0-0	1.000	268-11	Walter C. Booth	Undefeated
1904	7-3-0	.700	293-52	Walter C. Booth	Colorado ends 24-game win streak
1905	8-2-0	.800	296-83	Walter C. Booth	
1906	6-4-0	.600	164-73	Amos Foster	
1907	8-2-0	.800	323-69	W.C. Cole	M.V.C. co-champion
1908	7-2-1	.750	165-93	W.C. Cole	
1909	3-3-2	.500	69-53	W.C. Cole	
1910	7-1-0	.875	260-36	W.C. Cole	M.V.C. champion
1911	5-1-2	.750	281-33	E.O. Stiehm	M.V.C. co-champion
1912	7-1-0	.875	240-37	E.O. Stiehm	M.V.C. co-champion
1913	8-0-0	1.000	138-28	E.O. Stiehm	Undefeated, M.V.C. co-champion
1914	7-0-1	.938	174-28	E.O. Stiehm	Undefeated, M.V.C. champion; 21 straight games without defeat; Halligan, All-American
1915	8-0-0	1.000	282-39	E.O. Stiehm	Undefeated, M.V.C. champion; 29 straight games without defeat; Chamberlin, All-American
1916	6-2-0	.750	145-51	E.J. Stewart	M.V.C. champion; Kansas ended unbeaten streak at 34 games
1917	5-2-0	.714	228-33	E.J. Stewart	M.V.C. champion
1918	2-3-1	.417	53-55	W.G. Kline	
1919	3-3-2	.500	56-60	Henry F. Schulte	
1920	5-3-1	.611	151-84	Henry F. Schulte	
1921	7-1-0	.875	283-17	Fred T. Dawson	M.V.C. champion
1922	7-1-0	.875	276-28	Fred T. Dawson	M.V.C. champion
1923	4-2-2	.625	112-71	Fred T. Dawson	M.V.C. champion; Memorial Stadium opened
1924	5-3-0	.625	120-77	Fred T. Dawson	Weir, All-American
1925	4-2-2	.625	69-27	E.E. Bearg	Weir, All-American
1926	6-2-0	.750	123-46	E.E. Bearg	Stiner, All-American
1927	6-2-0	.750	211-59	E.E. Bearg	
1928	7-1-1	.833	144-31	E.E. Bearg	Big 6 champion; McMullen, All-American
1929	4-1-3	.688	93-62	D.X. Bible	Big 6 champs; Richards All-American
1930	4-3-2	.556	119-61	D.X. Bible	Rhea, All-American
1931	8-2-0	.800	136-82	D.X. Bible	Big 6 champion
1932	7-1-1	.833	105-52	D.X. Bible	Big 6 champion; Ely, All-American
1933	8-1-0	.889	138-19	D.X. Bible	Big 6 champion; Sauer, All-American
1934	6-3-0	.667	106-89	D.X. Bible	
1935	6-2-1	.722	138-71	D.X. Bible	Big 6 champion
1936	7-2-0	.778	185-49	D.X. Bible	Big 6 champion; Francis, All-American
1937	6-1-2	.778	99-42	L. McC. Jones	Big 6 champion; Brock, All-American
1938	3-5-1	.389	68-84	L. McC. Jones	Brock, All-American
1939	7-1-1	.833	115-70	L. McC. Jones	
1940	8-2-0	.800	183-75	L. McC. Jones	Big 6 champion; Rose Bowl; Alfson, Behm, All-Americans
1941	4-5-0	.444	93-81	L. McC. Jones	
1942	3-7-0	.300	55-158	Glenn Presnell	
1943	2-6-0	.250	79-261	A.J. Lewandowski	
1944	2-6-0	.250	83-210	A.J. Lewandowski	
1945	4-5-0	.444	145-200	George Clark	
1946	3-6-0	.333	126-161	Bernie Masterson	
1947	2-7-0	.222	73-191	Bernie Masterson	
1948	2-8-0	.200	137-273	George Clark	
1949	4-5-0	.444	124-172	Bill Glassford	Novak, All-American
1950	6-2-1	.722	267-217	Bill Glassford	Reynolds, All-American
1951	2-8-0	.200	116-253	Bill Glassford	
1952	5-4-1	.550	173-123	Bill Glassford	Minnick, All-American
1953	3-6-1	.350	119-184	Bill Glassford	
1954	6-5-0	.545	233-202	Bill Glassford	Orange Bowl

1955	5-5-0	.500	127-176	Bill Glassford	
1956	4-6-0	.400	125-206	Pete Elliott	
1957	1-9-0	.100	67-243	Bill Jennings	
1958	3-7-0	.300	71-235	Bill Jennings	
1959	4-6-0	.400	108-160	Bill Jennings	Ended Oklahoma's 74-game conference unbeaten streak
1960	4-6-0	.400	95-164	Bill Jennings	
1961	3-6-1	.350	119-135	Bill Jennings	
1962	9-2-0	.818	293-161	Bob Devaney	Gotham Bowl
1963	10-1-0	.909	273-114	Bob Devaney	Big 8 champion; Orange Bowl champion; Brown, All-American
1964	9-2-0	.818	256-85	Bob Devaney	Big 8 champion; Cotton Bowl; Kramer, All-American
1965	10-1-0	.909	349-129	Bob Devaney	Orange Bowl; Big 8 champion; Jeter, White, Barnes, All-Americans; undefeated regular season
1966	9-2-0	.818	223-118	Bob Devaney	Big 8 champion; Meylan, Wachholtz, Allers, All-Americans; Sugar Bowl
1967	6-4-0	.600	127-83	Bob Devaney	Meylan, All-American
1968	6-4-0	.600	155-161	Bob Devaney	Armstrong, All-American
1969	9-2-0	.818	254-119	Bob Devaney	Big 8 co-champ; Sun Bowl champ
1970	11-0-1	.958	426-189	Bob Devaney	National champion; Big 8 champion; Orange Bowl champion; Murtaugh, Newton, All-Americans
1971	13-0-0	1.000	507-104	Bob Devaney	National champion; Big 8 champion; Orange Bowl champion; Jacobson, Outland Trophy; Glover, Harper, Jacobson, Rodgers, Tagge, Kinney, All-Americans
1972	9-2-1	.792	501-97	Bob Devaney	Big 8 champion; Orange Bowl champion; Rodgers, Heisman Trophy; Glover, Outland, Lombardi Trophies; Glover, Rodgers, Harper, White, All-Americans; unbeaten streak snapped at 32 by UCLA
1973	9-2-1	.792	306-163	Tom Osborne	Cotton Bowl champion; Dutton, White, All-Americans
1974	9-3-0	.750	373-132	Tom Osborne	Sugar Bowl champion; Humm, Crenshaw, Bonness, All-Americans
1975	10-2-0	.833	367-137	Tom Osborne	Big 8 co-champion; Fiesta Bowl; Bonness, Martin, Monds, All-Americans
1976	9-3-1	.731	416-181	Tom Osborne	Astro-Bluebonnet Bowl champion; Ferragamo, Butterfield, Fultz, All-Americans
1977	9-3-0	.750	315-200	Tom Osborne	Liberty Bowl champion; Davis, All-American
1978	9-3-0	.750	444-216	Tom Osborne	Big 8 co-champion; Orange Bowl; Clark, Andrews, All-Americans
1979	10-2-0	.833	380-131	Tom Osborne	Cotton Bowl; Miller, All-American
1980	10-2-0	.833	470-110	Tom Osborne	Sun Bowl champion; Nelson, Schleusener, Redwine, All-Americans
1981	9-3-0	.750	364-125	Tom Osborne	Big 8 champion; Orange Bowl; Rimington, Outland Trophy; Rimington, Jimmy Williams, All-Americans
1982	12-1-0	.923	514-167	Tom Osborne	Big 8 champion; Orange Bowl champion; Rimington, Outland, Lombardi Trophies; Rimington, Rozier, All-Americans
1983	12-1-0	.923	654-217	Tom Osborne	Big 8 champion; Orange Bowl; Rozier, Heisman, Maxwell Trophies; Steinkuhler, Outland, Lombardi Trophies; Osborne, Football News Coach-of-the-Year; Fryar, Rozier, Steinkuhler, All-Americans
1984	10-2-0	.833	387-115	Tom Osborne	Big 8 co-champion; Sugar Bowl champion; Clark, Grimminger, Traynowicz, All-Americans

# NEBRASKA FOOTBALL YEAR BY YEAR

1985	9-3-0	.750	421-163	Tom Osborne	Fiesta Bowl; Skow, Lewis, All-Americans
1986	10-2-0	.833	446-165	Tom Osborne	Sugar Bowl champion; Noonan, All-American
1987	10-2-0	.833	451-164	Tom Osborne	Fiesta Bowl; McCormick, N. Smith, Taylor, Thomas, All-Americans
1988	11-2-0	.846	477-205	Tom Osborne	Big 8 champion; Orange Bowl; Thomas, Young, All-Americans
1989	10-2-0	.833	509-215	Tom Osborne	Fiesta Bowl; Glaser, Young, All-Americans
1990	9-3-0	.750	434-192	Tom Osborne	Florida Citrus Bowl; Walker, All-American
1991	9-2-1	.792	454-230	Tom Osborne	Big 8 co-champion; Orange Bowl
1992	9-3-0	.750	441-199	Tom Osborne	Big 8 champion; Orange Bowl; Shields, Outland Trophy; Shields, Hill, All-Americans
1993	11-1-0	.917	437-194	Tom Osborne	Big 8 champion; undefeated regular season; Orange Bowl, national championship game; Alberts, Butkus, All-American, NCAA Top Six Award
1994	13-0-0	1.000	459-162	Tom Osborne	National champion; Big 8 champion; Orange Bowl champion; Wiegert, Outland Trophy; Wiegert, Stewart, Stai, All-Americans; Zatechka, NCAA Top Eight Award
1995	12-0-0	1.000	638-174	Tom Osborne	National champion; Big 8 champion; Fiesta Bowl champion; Frazier, Johnny Unitas Award; Frazier, Graham, Tomich, All-Americans; Graham, NCAA Top Eight Award
1996	11-2-0	.846	553-174	Tom Osborne	Big 12 North champions; Orange Bowl champion; Tomich, Wistrom, Taylor, All-Americans
1997	13-0-0	1.000	607-214	Tom Osborne	National champion; Big 12 champion; Orange Bowl champion; Wistrom, Lombardi Trophy; Taylor, Outland Trophy; Wistrom, Taylor, Peter, All-Americans; Wistrom, NCAA Top Eight Award
1998	9-4-0	.692	403-206	Frank Solich	Holiday Bowl Texas ended 47-game home winning streak
1999	12-1-0	.923	442-171	Frank Solich	Big 12 champions; Fiesta Bowl champion; R. Brown, M. Brown, All-Americans
2000	10-2-0	.833	522-230	Frank Solich	Alamo Bowl champion; Raiola, Polk, Hochstein, All-Americans
2001	11-2-0	.846	463-226	Frank Solich	Big 12 North co-champion; Rose Bowl-BCS national title game; Crouch, Heisman, Walter Camp, O'Brien Trophies; Craver, Crouch, Fonoti, All-Americans
2002	7-7-0	.500	383-335	Frank Solich	Independence Bowl 40 straight winning seasons, 33-year 9-win streaks end; Groce, All-American
2003	10-3-0	.769	322-188	Frank Solich	Alamo Bowl champion J. Bullocks, Larson, All-Americans
2004	5-6-0	.455	275-298	Bill Callahan	Barrett Ruud Career Tackle Leader
2005	8-4-0	.667	296-252	Bill Callahan	Alamo Bowl Champion Taylor single-season pass leader
2006	9-5-0	.643	428-256	Bill Callahan	Big 12 North champion Cotton Bowl
<b>Totals</b>	<b>803-326-40 (.704)</b>		<b>27,556-14,561</b>		<b>43 conference titles</b> <b>5 national titles</b>

## Male Athlete of the Year

### Big Eight

1974-75-Tom Rudd  
1982-83-Dave Rimington  
1986-87-Danny Noonan  
1993-94-Trev Alberts  
1994-95-Rob Zatechka  
1995-96-Tommie Frazier

### Big 12

1997-98-Grant Wistrom

## Coach of the Year

### Big Eight

1975-Tom Osborne (AP, Coaches)  
1976-Tom Osborne (AP, Coaches)  
1980-Tom Osborne (AP)  
1988-Tom Osborne (AP, Coaches)  
1992-Tom Osborne (Coaches)  
1993-Tom Osborne (Coaches)  
1994-Tom Osborne (AP, Coaches)

### Big 12

1996-Tom Osborne (AP)  
1999-Frank Solich (AP, Coaches)  
2001-Frank Solich (Coaches)

## Offensive Player of the Year

### Big Eight

1972-Johnny Rodgers, WB (UPI)  
1981-Dave Rimington, C (AP)  
1982-Mike Rozier, IB (AP, UPI)  
1983-Mike Rozier, IB (AP, Coaches)  
1989-Gerry Gdowski, QB (Coaches)  
1992-Calvin Jones, IB (Coaches)  
Derek Brown, IB (AP)  
1995-Tommie Frazier, QB (AP, Coaches)

### Big 12

1999-Eric Crouch\*, QB (Coaches)  
2001-Eric Crouch, QB (AP, Coaches)  
2006-Zac Taylor, QB (Coaches)  
\*-co-Offensive Player of the Year

## Defensive Player of the Year

### Big Eight

1970-Jerry Murtaugh, LB (UPI)  
1971-Rich Glover, DT (AP)  
1972-Rich Glover, DT (AP, UPI)  
1976-Clete Pillen, LB (UPI)  
1980-Derrie Nelson, DE (AP)  
1981-Jimmy Williams, DE (UPI)  
1988-Broderick Thomas, OLB (AP, Coaches)

1993-Trev Alberts, RE (AP, Coaches)  
1994-Ed Stewart, LB (AP, Coaches)

### Big 12

1996-Grant Wistrom, RE (AP, Coaches)  
1997-Grant Wistrom, RE (AP, Coaches)  
2006-Adam Carriker, DE (Coaches)

## Offensive Newcomer of the Year

### Big Eight

1977-I.M. Hipp, IB (UPI)  
1979-Jarvis Redwine, IB (AP, UPI)  
1981-Mike Rozier, IB (AP)  
1991-Calvin Jones, IB (AP, Coaches)  
1992-Tommie Frazier, QB (AP)  
1995-Ahman Green, IB (AP, Coaches)

### Big 12

1996-Scott Frost, QB (Coaches)

## Defensive Newcomer of the Year

### Big Eight

1980-Toby Williams, DT (AP)  
1988-Bruce Pickens, CB (Coaches)  
1993-Tyrone Williams, CB (Coaches)  
1994-Grant Wistrom, RE (Coaches)  
1995-Terrell Farley, LB (AP, Coaches)

## Offensive Freshman of the Year

### Big Eight

1974-Monte Anthony, IB (AP)  
1990-Johnny Mitchell, TE (Coaches)  
1992-Tommie Frazier, QB (Coaches)  
1995-Ahman Green, IB (AP, Coaches)

## Defensive

## Freshman of the Year

### Big Eight

1989-Tyrone Byrd, FS (Coaches)  
1990-Trev Alberts, OLB (Coaches)

### Big 12

1996-Ralph Brown, CB (AP)

## Year-by-Year Final Rankings

AP	UPI (Coaches)	USA Today/CNN (Coaches)	USA Today/ESPN (Coaches)
1936.....9th	1950.....NR		
1937.....11th	1951.....NR		
1938.....NR	1952.....NR		
1939.....18th	1953.....NR		
1940.....7th	1954.....NR		
1941.....NR	1955.....NR		
1942.....NR	1956.....NR		
1943.....NR	1957.....NR		
1944.....NR	1958.....NR		
1945.....NR	1959.....NR		
1946.....NR	1960.....NR		
1947.....NR	1961.....NR		
1948.....NR	1962.....NR		
1949.....NR	1963.....5th		
1950.....17th	1964.....6th		
1951.....NR	1965.....3rd		
1952.....NR	1966.....7th		
1953.....NR	1967.....NR		
1954.....NR	1968.....NR		
1955.....NR	1969.....12th		
1956.....NR	1970.....3rd		
1957.....NR	1971.....1st		
1958.....NR	1972.....9th		
1959.....NR	1973.....11th		
1960.....NR	1974.....7th		
1961.....NR	1975.....9th		
1962.....NR	1976.....7th		
1963.....6th	1977.....10th		
1964.....6th	1978.....8th		
1965.....5th	1979.....7th		
1966.....6th	1980.....7th		
1967.....NR	1981.....9th		
1968.....NR	1982.....3rd		
1969.....*11th	1983.....2nd		
1970.....1st	1984.....3rd		
1971.....1st	1985.....10th		
1972.....4th	1986.....4th		
1973.....7th	1987.....6th		
1974.....9th	1988.....10th		
1975.....9th	1989.....12th		
1976.....9th	1990.....17th		
1977.....12th			
1978.....8th			
1979.....9th			
1980.....7th			
1981.....11th			
1982.....3rd			
1983.....2nd			
1984.....4th			
1985.....11th			
1986.....5th			
1987.....6th			
1988.....10th			
1989.....11th			
1990.....24th			
1991.....15th			
1992.....14th			
1993.....3rd			
1994.....1st			
1995.....1st			
1996.....6th			
1997.....2nd			
1998.....19th			
1999.....3rd			
2000.....8th			
2001.....8th			
2002.....NR			
2003.....19th			
2004.....NR			
2005.....24th			
2006.....NR			

\*Start of 33 straight years Nebraska was ranked in the final AP poll until 2002.

N  
10  
20  
30  
40  
50  
60  
70  
80  
90  
100  
110  
120  
130  
140  
150  
160  
170  
180  
190  
200

# 117 YEARS OF CORNHUSKER FOOTBALL

**Notes on the Associated Press Poll:** The rankings indicated in all instances below are at game time, with Nebraska's to the left of the slash and the opponent's to the right. If a slash is alone, neither team was ranked at game time. Early-season games from 1936 to 1949 have no slash because the first polls in those seasons were not taken until after the season began. From 1936 to 1960 and 1968 to 1988, AP ranked the top 20 teams, from 1961 to 1967 the top 10, and since 1989, the top 25. The source for the weekly rankings from Oct. 19, 1936, through Jan. 3, 1984, is Football Rankings, College teams in the Associated Press Poll, 1936-1984, compiled by Lowell R. Greunke (Jefferson, N.C.; McFarland & Co., Inc., 1984).

## Coach Dr. Langdon Frothingham (Harvard) 2-0-0 (1,000), 1890

A faculty member, Langdon Frothingham helped the first squad become one of only two in the history of NU football to go unscored upon, outscoring opponents, 28-0, in two games. Dr. Frothingham broke his leg while scrimmaging with the team in preparation for the Doane game and may have coached on the sideline with crutches.

## 1890

### Dr. Langdon Frothingham, Coach (faculty member)

Won 2, Lost 0, Tied 0

Date	Opponent	Site	Result
N 27	Omaha YMCA	Omaha	W, 10-0
F 14*	Doane	Crete	W, 18-0

## Coach T.U. Lyman (Yale) 1891

T.U. Lyman assisted the NU team in its preparation for its game against Iowa, despite serving as head coach at a small school in Iowa at the time. Iowa defeated Nebraska 22-0.

## 1891

### T.U. Lyman\*

Won 2, Lost 2, Tied 0

Date	Opponent	Site	Result
O 31	Doane	Lincoln	W, 28-4
N 14	Doane	Crete	L, 12-14
N 26	Iowa	Omaha	L, 0-22*
D 5	Doane	Crete	W, 32-0

\*-Helped prepare NU for game against Iowa

## Coach J.S. Williams 1892

Omaha attorney J.S. Williams coached only one game. The Huskers received a 1-0 forfeit win over Missouri, which refused to play NU because it had a black player, George Flippin, on its roster.

## 1892

### J.S. Williams, Coach

Won 2, Lost 2, Tied 1

Conference\*: Won 1, Lost 1, Tied 1, 2nd-tie

Date	Opponent	Site	Result
O 24	Illinois	Lincoln	W, 6-0
O 29	Denver AC	Denver	L, 4-18
N 5 #	Missouri	Omaha	W, 1-0**
N 12 #	Kansas	Lincoln	L, 0-12
N 24 #	Iowa	Omaha	T, 10-10

\*-Western Inter-State University Foot Ball Association

\*\*-Missouri forfeited



## Coach Frank Crawford (Yale, 1886) 9-4-1 (.679), 1893-94

Nebraska's first official football coach, Frank Crawford was hired for a salary around \$500 and led NU to its first major victory, a 20-18 win over Iowa in Omaha.

## 1893

### Frank Crawford, Coach

Won 3, Lost 2, Tied 1

Conference\*: Won 1, Lost 2, Tied 0, 3rd-tie

Date	Opponent	Site	Result
O 21	Doane	Lincoln	W, 28-0
O 28	Baker	Lincoln	T, 10-10
N 4	Denver AC	Denver	W, 1-0**
N 11 #	Missouri	Kansas City	L, 18-30
N 18 #	Kansas	Lincoln	L, 0-18
N 30 #	Iowa	Omaha	W, 20-18

\*-Western Inter-State University Foot Ball Association

\*\*-Denver AC forfeited with score tied, 4-4

## 1894

### Frank Crawford, Coach

Won 6, Lost 2, Tied 0

Conference\*: Won 2, Lost 1, Tied 0, 1st-tie

Date	Opponent	Site	Result
O 6	** Lincoln High	Lincoln	W, 8-0
O 20	Grinnell	Lincoln	W, 22-0
O 27	Doane	Lincoln	L, 0-12
N 3 #	Missouri	Kansas City	L, 14-18
N 10	Omaha YMCA	Omaha	W, 36-6
N 17 #	Kansas	Lawrence	W, 12-6
N 19	Ottawa	Ottawa	W, 6-0
N 29 #	Iowa	Omaha	W, 36-0
D 25	Omaha YMCA	Omaha	W, 10-6

\*-Western Inter-State University Foot Ball Association

\*\*-Exhibition



## Coach Charles Thomas (Michigan, 1893) 6-3 (.667), 1895

Hired as NU's first assistant coach in 1892, Charles Thomas took over the team after Crawford left for Texas. He led NU on its first long road trip, a 16-6 loss in Butte, Mont., to the local athletic club.

## 1895

### Charles Thomas, Coach

Won 6, Lost 3, Tied 0

Conference\*: Won 2, Lost 1, Tied 0, 1st-tie

Date	Opponent	Site	Result
O 12	Sioux City AC	Sioux City	W, 38-0
O 16	Butte	Butte	L, 6-16
O 19	Denver AC	Denver	W, 12-4
O 26	Omaha Univ. Club	Omaha	W, 36-0
N 2 #	Missouri	Omaha	W, 12-10
N 16 #	Kansas	Lincoln	L, 4-8
N 19	Doane	Crete	W, 24-0
N 22	Grinnell	Grinnell	L, 0-24
N 28 #	Iowa	Omaha	W, 6-0

\*-Western Inter-State University Foot Ball Association



## Coach E.N. Robinson (Brown, 1896) 11-4-1 (.719), 1896-97

E.N. Robinson recorded a .719 winning percentage in two seasons, and his 1896 team was the first to undergo mandatory physical examinations.

## 1896

### E.N. Robinson, Coach

Won 6, Lost 3, Tied 1

Conference\*: Won 1, Lost 1, Tied 1, 3rd

Date	Opponent	Site	Result
O 17	Doane	Lincoln	W, 20-0
O 26 #	Missouri	Columbia	W, 8-4
O 31	Neb. Wesleyan	Lincoln	W, 18-8
N 7 #	Kansas	Lawrence	L, 4-18
N 9	KC Medics	Kansas City	W, 6-4
N 12	Butte	Lincoln	L, 6-20
N 19	Iowa State	Lincoln	W, 12-4
N 23	Neb. Wesleyan	Lincoln	W, 28-0
N 26 #	Iowa	Omaha	T, 0-0
N 28	Iowa	Omaha	L, 0-6

\*-Western Inter-State University Foot Ball Association

## 1897

### E.N. Robinson, Coach

Won 5, Lost 1, Tied 0

Conference\*: Won 3, Lost 0, Tied 0, 1st

Date	Opponent	Site	Result
O 8	Iowa State	Ames	L, 0-10
O 18	Tarkio	Lincoln	W, 16-0
O 23	Neb. Wesleyan	Lincoln	W, 11-0
O 30 #	Missouri	Lincoln	W, 41-0
N 13 #	Kansas	Lincoln	W, 10-5
N 19	KC Medics	Kansas City	canceled
N 25 #	Iowa	Council Bluffs	W, 6-0

\*-Western Inter-State University Foot Ball Association

## Coach Fielding H. Yost (Lafayette, 1897) 8-3 (.727), 1898

Fielding Yost led the Huskers to an impressive 11-10 road victory over the Denver Athletic Club, a team described as "a gang of pros." He left NU to become head coach at Kansas the following season and later



won a national championship as head football coach in 1901 at Michigan. He later became Michigan's athletic director in 1921 and is a member of the College Football Hall of Fame.

## 1898

### Fielding H. Yost, Coach

Won 8, Lost 3, Tied 0

Independent

Date	Opponent	Site	Result
O 1	Hastings	Lincoln	W, 76-0
O 8	Iowa State	Lincoln	W, 23-10
O 15	Tarkio	Lincoln	W, 24-0
O 22	William Jewell	Kansas City	W, 38-0
O 24	Missouri	Columbia	W, 47-6
O 29	Grinnell	Lincoln	canceled
N 5	Kansas	Lawrence	W, 18-6
N 7	KC Medics	Kansas City	L, 0-24
N 12	Drake	Lincoln	L, 5-6
N 17	Colorado	Boulder	W, 23-10
N 19	Denver AC	Denver	W, 11-10
N 24	Iowa	Council Bluffs	L, 5-6



**Coach A. Edwin Branch**  
(Williams College, 1899)  
1-7-1 (.167), 1899

Nebraska suffered its first-ever losing season under A. Edwin Branch. His only victory was a 12-6 decision over Drake in Des Moines, Iowa.

**1899**

**A. Edwin Branch, Coach**  
Won 1, Lost 7, Tied 1

**Independent**

Date	Opponent	Site	Result
S 30	* Lincoln High	Lincoln	W, 6-0
O 6	Iowa State	Ames	L, 0-33
O 14	KC Medics	Lincoln	T, 6-6
O 21	Missouri	Lincoln	L, 0-11
O 28	KC Medics	Kansas City	L, 0-24
N 4	Iowa	Omaha	L, 0-30
N 11	Drake	Des Moines	W, 12-6
N 18	Kansas	Lincoln	L, 20-36
N 24	South Dakota	Vermillion	L, 5-6
N 30	Grinnell	Omaha	L, 0-12

\*-Exhibition



**Coach Walter C. "Bummy" Booth**  
(Princeton, 1900)  
46-8-1 (.845), 1900-05

Walter C. "Bummy" Booth ushered in the new century with a 6-1-1 record in the first season the team was officially called the Cornhuskers. His teams produced a 24-game win streak starting in 1901 that ended with a 6-0 loss at Colorado on Oct. 8, 1904. His 1902 team was 9-0 and not scored on.

**1900**

**W.C. "Bummy" Booth, Coach**  
Won 6, Lost 1, Tied 1

**Independent**

Date	Opponent	Site	Result
S 29	* Lincoln High	Lincoln	W, 17-0
O 6	* Alumni	Lincoln	T, 0-0
O 13	Iowa State	Lincoln	W, 30-0
O 20	Drake	Lincoln	W, 8-0
O 27	KC Medics	Kansas City	T, 0-0
O 29	Tarkio	Tarkio	W, 5-0
N 5	Missouri	Columbia	W, 12-0
N 10	Grinnell	Lincoln	W, 33-0
N 17	Kansas	Lawrence	W, 12-0
N 29	Minnesota	Lincoln	L, 12-20

\*-Exhibition

**1901**

**W.C. "Bummy" Booth, Coach**  
Won 6, Lost 2, Tied 0

**Independent**

Date	Opponent	Site	Result
S 21	* Lincoln High	Lincoln	W, 22-0
S 28	Kirks. Osteopaths	Kirksville	W, 5-0
O 5	Doane	Lincoln	W, 29-0
O 12	Minnesota	Minneapolis	L, 0-19
O 26	Iowa State	Lincoln	W, 17-0
N 2	Wisconsin	Milwaukee	L, 0-18
N 9	Missouri	Omaha	W, 51-0
N 16	Kansas	Lincoln	W, 29-5
N 28	Haskell	Lincoln	W, 18-10

\*-Exhibition

**1902**

**W.C. "Bummy" Booth, Coach**  
Won 9, Lost 0, Tied 0

**Independent**

Date	Opponent	Site	Result
S 20	* Lincoln High	Lincoln	W, 27-0
S 27	Doane	Lincoln	W, 51-0
O 4	Colorado	Boulder	W, 10-0
O 11	Grinnell	Lincoln	W, 17-0
O 18	Minnesota	Minneapolis	W, 6-0
O 25	Missouri	St. Joseph	W, 12-0
N 1	Haskell	Lincoln	W, 28-0
N 8	Kansas	Lincoln	W, 16-0
N 15	Knox	Lincoln	W, 7-0
N 27	Northwestern	Lincoln	W, 12-0

\*-Exhibition

**1903**

**W.C. "Bummy" Booth, Coach**  
Won 10, Lost 0, Tied 0

**Independent**

Date	Opponent	Site	Result
S 19	* Lincoln High	Lincoln	W, 23-6
S 26	Grand Island	Lincoln	W, 64-0
O 3	South Dakota	Lincoln	W, 23-0
O 10	Denver	Denver	W, 10-0
O 17	Haskell	Lincoln	W, 16-0
O 24	Colorado	Lincoln	W, 31-0
O 31	Iowa	Iowa City	W, 17-6
N 7	Knox	Lincoln	W, 33-5
N 14	Kansas	Lawrence	W, 6-0
N 21	Bellevue	Lincoln	W, 52-0
N 26	Illinois	Lincoln	W, 16-0

\*-Exhibition

**1904**

**W.C. "Bummy" Booth, Coach**  
Won 7, Lost 3, Tied 0

**Independent**

Date	Opponent	Site	Result
S 24	Grand Island	Lincoln	W, 72-0
S 27	* Lincoln High	Lincoln	W, 17-0
O 1	Grinnell	Lincoln	W, 46-0
O 8	Colorado	Boulder	L, 0-6
O 15	Creighton	Omaha	W, 39-0
O 20	* Lincoln Medics	Lincoln	W, 29-0
O 22	Knox	Lincoln	W, 34-0
O 29	Minnesota	Minneapolis	L, 12-16
N 5	Iowa	Lincoln	W, 17-6
N 12	Haskell	Kansas City	L, 6-14
N 19	Bellevue	Lincoln	W, 51-0
N 24	Illinois	Lincoln	W, 16-10

\*-Exhibition

**1905**

**W.C. "Bummy" Booth, Coach**  
Won 8, Lost 2, Tied 0


**Independent**

Date	Opponent	Site	Result
S 23	Grand Island	Lincoln	W, 30-0
S 30	* Lincoln High	Lincoln	W, 20-0
O 7	South Dakota	Lincoln	W, 42-6
O 14	Knox	Lincoln	W, 16-0
O 21	Michigan	Ann Arbor	L, 0-31
O 28	Creighton	Omaha	W, 102-0
N 4	Iowa State	Lincoln	W, 21-0
N 11	Colorado	Lincoln	W, 18-0
N 18	Minnesota	Minneapolis	L, 0-35
N 25	Doane	Lincoln	W, 43-5
N 30	Illinois	Lincoln	W, 24-6

\*-Exhibition

**Key**

#-Conference Games HC-Homecoming  
^-night game +-indoor game



**Coach Amos Foster**  
(Dartmouth, 1904)  
6-4-0 (.600), 1906

The successor to Walter C. "Bummy" Booth after arriving from Dartmouth, Amos Foster left Nebraska after one season to practice law in Cincinnati, Ohio.

**1906**

**Amos Foster, Coach**  
Won 6, Lost 4, Tied 0

**Independent**

Date	Opponent	Site	Result
S 29	Hastings	Lincoln	W, 56-0
O 6	South Dakota	Lincoln	W, 4-0
O 13	Drake	Lincoln	W, 5-0
O 20	Iowa State	Lincoln	L, 2-14
O 27	Doane	Lincoln	W, 28-0
N 3	Minnesota	Minneapolis	L, 0-13
N 10	Creighton	Omaha	W, 17-0
N 17	Kansas	Lincoln	L, 6-8
N 24	Chicago	Chicago	L, 5-38
N 29	Cincinnati	Lincoln	W, 41-0



**Coach W.C. "King" Cole**  
(Marietta, 1902)  
25-8-3 (.736), 1907-10

W.C. "King" Cole took over the reins after playing football under Fielding Yost at Michigan. Cole coached Nebraska to an 85-0 win over Doane in the last game on the field that preceded the Nebraska Athletic Field. His final season as coach marked NU's first unshared Missouri Valley Conference title. His last game as coach was a 119-0 win over Haskell, which still ranks as the most points a Cornhusker team has ever scored.

**1907**

**W.C. "King" Cole, Coach**  
Won 8, Lost 2, Tied 0

**Missouri Valley: Won 1, Lost 0, Tied 0, 1st-tie**

Date	Opponent	Site	Result
S 28	Peru State	Lincoln	W, 53-0
O 5	South Dakota	Lincoln	W, 39-0
O 12	Grinnell	Lincoln	W, 30-4
O 19	Minnesota	Minneapolis	L, 5-8
O 26	Colorado	Lincoln	W, 22-8
N 2	Iowa State	Lincoln	W, 10-9
N 9	# Kansas	Lawrence	W, 16-6
N 16	Denver	Denver	W, 63-0
N 23	Doane	Lincoln	W, 85-0
N 28	St. Louis	St. Louis	L, 0-34

**1908**

**W.C. "King" Cole, Coach**  
Won 7, Lost 2, Tied 1

**Missouri Valley: Won 2, Lost 1, Tied 0, 2nd-tie**

Date	Opponent	Site	Result
S 26	Peru State	Lincoln	W, 20-0
O 3	Doane	Lincoln	W, 43-0
O 10	Grinnell	Lincoln	W, 20-5
O 17	Minnesota	Minneapolis	T, 0-0
O 24	Haskell	Lincoln	W, 10-0
O 31	# Iowa	Iowa City	W, 11-8
N 7	# Iowa State	Omaha	W, 23-17
N 14	# Kansas	Lincoln	L, 5-20
N 26	Wabash	Lincoln	W, 27-6
D 2	Carlisle	Lincoln	L, 6-37

1909

W.C. "King" Cole, Coach  
 Won 3, Lost 3, Tied 2

Missouri Valley: Won 0, Lost 1, Tied 1, 5th

Date	Opponent	Site	Result
O 2	South Dakota	Lincoln	T, 6-6
O 9	Knox	Lincoln	W, 34-0
O 16	Minnesota	Omaha	L, 0-14
O 23	# Iowa	Lincoln	T, 6-6
O 30	Doane	Lincoln	W, 12-0
N 6	# Kansas	Lincoln	L, 0-6
N 20	Denver	Denver	W, 6-5
N 25	Haskell	Lawrence	L, 5-16

1910

W.C. "King" Cole, Coach  
 Won 7, Lost 1, Tied 0

Missouri Valley: Won 2, Lost 0, Tied 0, 1st

Date	Opponent	Site	Result
O 1	Peru State	Lincoln	W, 66-0
O 8	South Dakota	Lincoln	W, 12-9
O 15	Minnesota	Minneapolis	L, 0-27
O 22	Denver	Lincoln	W, 27-0
O 29	Doane	Lincoln	W, 6-0
N 5	# Kansas	Lawrence	W, 6-0
N 12	# Iowa State	Lincoln	W, 24-0
N 24	Haskell	Lincoln	W, 119-0



**Coach Ewald O. "Jumbo" Stiehm**  
 (Wisconsin, 1909)  
 35-2-3 (.913), 1911-15

Under Ewald O. "Jumbo" Stiehm's direction, Nebraska won or tied for the Missouri Valley Conference championship every season. His winning percentage of .913 ranks as the highest in school history. His teams recorded a 34-game unbeaten streak, the longest in school history. Also Nebraska's basketball coach, he was the only coach in Big Eight history to win football and basketball titles in the same academic year. He was the first year-round coach in school history, but he went to Indiana University after NU refused to increase his salary to \$4,250.

1911

Ewald O. "Jumbo" Stiehm, Coach  
 Won 5, Lost 1, Tied 2

Missouri Valley: Won 2, Lost 0, Tied 1, 1st-tie

Date	Opponent	Site	Result
O 7	Kearney State	Lincoln	W, 117-0
O 14	Kansas State	Lincoln	W, 59-0
O 21	Minnesota	Minneapolis	L, 3-21
O 28	# Missouri	Lincoln	W, 34-0
N 4	# Iowa State	Ames	T, 6-6
N 11	Doane	Lincoln	W, 27-0
N 18	# Kansas	Lawrence	W, 29-0
N 25	Michigan-HC@	Lincoln	T, 6-6

@-first Homecoming game in Nebraska history

1912

Ewald O. "Jumbo" Stiehm, Coach  
 Won 7, Lost 1, Tied 0

Missouri Valley: Won 2, Lost 0, Tied 0, 1st

Date	Opponent	Site	Result
O 5	Bellevue	Lincoln	W, 61-0
O 12	Kansas State	Lincoln	W, 30-6
O 19	Minnesota	Minneapolis	L, 0-13
O 26	Adrian	Lincoln	W, 41-0
N 2	# Missouri	Columbia	W, 7-0
N 9	Doane	Lincoln	W, 54-6
N 16	# Kansas-HC	Lincoln	W, 14-3
N 23	Oklahoma	Lincoln	W, 13-9

1913

Ewald O. "Jumbo" Stiehm, Coach  
 Won 8, Lost 0, Tied 0

Missouri Valley: Won 3, Lost 0, Tied 0, 1st-tie

Date	Opponent	Site	Result
O 4	Washburn	Lincoln	W, 19-0
O 11	# Kansas State	Lincoln	W, 24-6
O 18	Minnesota-HC	Lincoln	W, 7-0
O 25	Haskell	Lincoln	W, 7-6
N 1	# Iowa State	Ames	W, 18-9
N 8	Neb. Wesleyan	Lincoln	W, 42-7
N 15	# Kansas	Lawrence	W, 9-0
N 22	Iowa	Lincoln	W, 12-0

1914

Ewald O. "Jumbo" Stiehm, Coach  
 Won 7, Lost 0, Tied 1

Missouri Valley: Won 3, Lost 0, Tied 0, 1st

Date	Opponent	Site	Result
O 3	Washburn	Lincoln	W, 14-7
O 10	South Dakota	Lincoln	T, 0-0
O 17	# Kansas State	Manhattan	W, 31-0
O 24	Michigan State	Lincoln	W, 24-0
O 31	# Iowa State	Lincoln	W, 20-7
N 7	Morningside	Lincoln	W, 34-7
N 14	# Kansas-HC	Lincoln	W, 35-0
N 21	Iowa	Iowa City	W, 16-7

1915

Ewald O. "Jumbo" Stiehm, Coach  
 Won 8, Lost 0, Tied 0

Missouri Valley: Won 4, Lost 0, Tied 0, 1st

Date	Opponent	Site	Result
O 2	# Drake	Lincoln	W, 48-13
O 9	# Kansas State	Lincoln	W, 31-0
O 16	Washburn	Lincoln	W, 47-0
O 23	Notre Dame	Lincoln	W, 20-19
O 30	# Iowa State	Ames	W, 21-0
N 6	Neb. Wesleyan	Lincoln	W, 30-0
N 13	# Kansas	Lawrence	W, 33-0
N 20	Iowa-HC	Lincoln	W, 52-7



**Coach E.J. "Doc" Stewart**  
 (Western Reserve, 1903)  
 11-4-0 (.733), 1916-17

E.J. "Doc" Stewart continued Nebraska's success after he arrived from Oregon State by winning two league titles, but gave up the position when he left for World War I. He also served as basketball coach for three seasons, compiling a 29-23 (.558) record.

1916

E.J. "Doc" Stewart, Coach  
 Won 6, Lost 2, Tied 0

Missouri Valley: Won 3, Lost 1, Tied 0, 1st

Date	Opponent	Site	Result
O 7	# Drake	Lincoln	W, 53-0
O 14	# Kansas State	Lincoln	W, 14-0
O 21	Oregon State	Portland	W, 17-7
O 28	Neb. Wesleyan	Lincoln	W, 21-0
N 4	# Iowa State	Lincoln	W, 3-0
N 18	# Kansas-HC	Lincoln	L, 3-7
N 25	Iowa	Iowa City	W, 34-17
N 30	Notre Dame	Lincoln	L, 0-20

**NEBRASKA UNBEATEN STREAK**

Nebraska produced a school-record 34-game unbeaten streak beginning with a 41-0 win over Adrian on Oct. 26, 1912 and ending with a 7-3 loss to Kansas on Nov. 18, 1916. NU added a 32-game unbeaten streak from 1969 to 1972.

1917

E.J. "Doc" Stewart, Coach  
 Won 5, Lost 2, Tied 0

Missouri Valley: Won 2, Lost 0, Tied 0, 1st

Date	Opponent	Site	Result
O 6	Neb. Wesleyan	Lincoln	W, 100-0
O 13	Iowa	Lincoln	W, 47-0
O 20	Notre Dame	Lincoln	W, 7-0
O 27	Michigan	Ann Arbor	L, 0-20
N 10	# Missouri-HC	Lincoln	W, 52-0
N 17	# Kansas	Lawrence	W, 13-3
N 29	Syracuse	Lincoln	L, 9-10



**Coach William G. Kline**  
 (Illinois, 1906)  
 2-3-1 (.417), 1918

An NU professor, William G. Kline coached a makeshift team that was depleted because of World War I in 1918. He later coached the men's basketball team (1923-25) and posted a 23-12 record in two seasons.

1918

William G. Kline, Coach  
 Won 2, Lost 3, Tied 1

No conference, World War I

Date	Opponent	Site	Result
O 5	Iowa	Lincoln	L, 0-12
N 9	Omaha Balloon	Lincoln	W, 19-0
N 16	Kansas-HC	Lincoln	W, 20-0
N 23	Camp Dodge	Lincoln	L, 7-23
N 28	Notre Dame	Lincoln	T, 0-0

Postseason Charity Game

D 7	Washington (Mo.)	St. Louis	L, 7-20
-----	------------------	-----------	---------

Note: Due to wartime travel restrictions, scheduled games vs. Iowa State, Missouri, Syracuse and West Virginia were canceled.



**Coach Henry Schulte**  
 (Michigan, 1907)  
 8-6-3 (.559), 1919-20

Nebraska hired track and field coach Henry Schulte away from Missouri in 1919. Schulte was known as a master in the teaching of line play. He coached the linemen under Fred Dawson and Ernest Bearg after giving up the head coaching duties in 1920. He served as the Nebraska track coach from 1919 through 1938 and led his teams to 15 conference titles.

1919

Henry Schulte, Coach  
 Won 3, Lost 3, Tied 2

Independent

Date	Opponent	Site	Result
O 4	Iowa	Iowa City	L, 0-18
O 11	Minnesota	Minneapolis	T, 6-6
O 18	Notre Dame	Lincoln	L, 9-14
O 25	Oklahoma	Omaha	T, 7-7
N 1	Iowa State	Lincoln	L, 0-3
N 8	Missouri	Columbia	W, 12-5
N 15	Kansas-HC	Lincoln	W, 19-7
N 27	Syracuse	Lincoln	W, 3-0

Key

#-Conference Games      HC-Homecoming  
 ^-night game              +-indoor game

1920

Henry Schulte, Coach  
 Won 5, Lost 3, Tied 1  
 Independent

Date	Opponent	Site	Result
O 2	Washburn	Lincoln	W, 14-0
O 9	Colorado State	Lincoln	W, 7-0
O 16	Notre Dame-HC	Lincoln	L, 7-16
O 23	South Dakota	Lincoln	W, 20-0
N 2	Rutgers	New York*	W, 28-0
N 6	Penn State	State College	L, 0-20
N 13	Kansas	Lawrence	T, 20-20
N 20	Michigan State	Lincoln	W, 35-7
N 25	Washington St.	Lincoln	L, 20-21

\*-at Polo Grounds



**Coach Fred Dawson**  
 (Princeton, 1910)  
 23-7-2 (.750), 1921-24

Fred Dawson's first three teams won Missouri Valley titles. Dawson coached Nebraska's first game in Memorial Stadium, a 24-0 win over Oklahoma on Oct. 13, 1923.

1921

Fred Dawson, Coach  
 Won 7, Lost 1, Tied 0

Missouri Valley: Won 3, Lost 0, Tied 0, 1st

Date	Opponent	Site	Result
O 1	Neb. Wesleyan	Lincoln	W, 55-0
O 15	Haskell	Lincoln	W, 41-0
O 22	Notre Dame	South Bend	L, 0-7
O 29	# Oklahoma	Lincoln	W, 44-0
N 5	Pittsburgh	Pittsburgh	W, 10-0
N 12	# Kansas-HC	Lincoln	W, 28-0
N 19	# Iowa State	Ames	W, 35-3
N 24	Colorado State	Lincoln	W, 70-7

1922

Fred Dawson, Coach  
 Won 7, Lost 1, Tied 0

Missouri Valley: Won 5, Lost 0, Tied 0, 1st

Date	Opponent	Site	Result
O 7	South Dakota	Lincoln	W, 66-0
O 21	# Missouri-HC	Lincoln	W, 48-0
O 28	# Oklahoma	Norman	W, 39-7
N 4	Syracuse	Syracuse	L, 6-9
N 11	# Kansas	Lawrence	W, 28-0
N 18	# Kansas State	Lincoln	W, 21-0
N 25	# Iowa State	Lincoln	W, 54-6
N 30	Notre Dame	Lincoln	W, 14-6

1923

Fred Dawson, Coach  
 Won 4, Lost 2, Tied 2

Missouri Valley: Won 3, Lost 0, Tied 2, 1st

Date	Opponent	Site	Result
O 6	Illinois	Champaign	L, 7-24
O 13	# Oklahoma	Lincoln*	W, 24-0
O 20	# Kansas-HC	Lincoln	T, 0-0
O 27	# Missouri	Columbia	T, 7-7
N 10	Notre Dame	Lincoln	W, 14-7
N 17	# Iowa State	Ames	W, 26-14
N 24	Syracuse	Lincoln	L, 0-7
N 29	# Kansas State	Lincoln	W, 34-12

\*-First game in Memorial Stadium

1924

Fred Dawson, Coach  
 Won 5, Lost 3, Tied 0

Missouri Valley: Won 3, Lost 1, Tied 0, 2nd

Date	Opponent	Site	Result
O 4	Illinois	Lincoln	L, 6-9
O 11	# Oklahoma	Norman	L, 7-14
O 18	Colgate-HC	Lincoln	W, 33-7
O 25	# Kansas	Lawrence	W, 14-7

N 1	# Missouri	Lincoln	W, 14-6
N 15	Notre Dame	South Bend	L, 6-34
N 22	# Kansas State	Manhattan	W, 24-0
N 27	Oregon State	Lincoln	W, 14-0



**Coach Ernest E. Bearg**  
 (Illinois)  
 23-7-3 (.742), 1925-28

Ernest E. Bearg won Nebraska's first Big Six title in 1928 when his team went 7-1-1. Despite fielding powerful teams during his four years, fans criticized him for not using strategy and deception, which eventually led to his resignation. Bearg also spent one year as men's basketball coach (1926) and posted an 8-10 record.

1925

Ernest E. Bearg, Coach  
 Won 4, Lost 2, Tied 2

Missouri Valley: Won 2, Lost 2, Tied 1, 5th-tie

Date	Opponent	Site	Result
O 3	Illinois	Champaign	W, 14-0
O 10	# Missouri	Columbia	L, 6-9
O 17	Washington	Lincoln	T, 6-6
O 24	# Kansas-HC	Lincoln	W, 14-0
O 31	# Oklahoma	Lincoln	W, 12-0
N 7	# Drake	Des Moines	L, 0-12
N 14	# Kansas State	Manhattan	T, 0-0
N 26	Notre Dame	Lincoln	W, 17-0

1926

Ernest E. Bearg, Coach  
 Won 6, Lost 2, Tied 0

Missouri Valley: Won 5, Lost 1, Tied 0, 2nd

Date	Opponent	Site	Result
O 2	# Drake	Lincoln	W, 21-0
O 9	# Missouri	Lincoln	L, 7-14
O 16	# Washington (Mo.)	St. Louis	W, 20-6
O 23	# Kansas	Lawrence	W, 20-3
O 30	# Iowa State	Lincoln	W, 31-6
N 13	# Kansas State-HC	Lincoln	W, 3-0
N 20	New York U.	Lincoln	W, 15-7
N 25	Washington	Seattle	L, 6-10

1927

Ernest E. Bearg, Coach  
 Won 6, Lost 2, Tied 0

Missouri Valley: Won 4, Lost 1, Tied 0, 2nd

Date	Opponent	Site	Result
O 1	# Iowa State	Lincoln	W, 6-0
O 8	# Missouri	Columbia	L, 6-7
O 15	# Grinnell	Lincoln	W, 58-0
O 29	Syracuse	Lincoln	W, 21-0
N 5	# Kansas-HC	Lincoln	W, 47-13
N 12	Pittsburgh	Pittsburgh	L, 13-21
N 19	# Kansas State	Manhattan	W, 33-0
N 24	New York U.	Lincoln	W, 27-18

1928

Ernest E. Bearg, Coach  
 Won 7, Lost 1, Tied 1

Big 6: Won 5, Lost 0, Tied 0, 1st

Date	Opponent	Site	Result
O 6	# Iowa State	Ames	W, 12-0
O 13	Montana State	Lincoln	W, 26-6
O 20	Syracuse	Lincoln	W, 7-6
O 27	# Missouri-HC	Lincoln	W, 24-0
N 3	# Kansas	Lawrence	W, 20-0
N 10	# Oklahoma	Norman	W, 44-6
N 17	Pittsburgh	Lincoln	T, 0-0
N 24	Army	West Point	L, 3-13
N 29	# Kansas State	Lincoln	W, 8-0



**Coach Dana X. Bible**  
 (Carson-Newman, 1912)  
 50-15-7 (.743), 1929-36

In eight seasons, Dana X. Bible's teams won six Big Six titles. He went back to his native state to coach at Texas after the 1936 season. Bible also served as Nebraska's athletic director from 1932 to 1936 and led the

Cornhuskers to their only two conference men's golf titles.

1929

Dana X. Bible, Coach  
 Won 4, Lost 1, Tied 3

Big 6: Won 3, Lost 0, Tied 2, 1st

Date	Opponent	Site	Result
O 5	SMU	Lincoln	T, 0-0
O 12	Syracuse	Syracuse	W, 13-6
O 19	Pittsburgh	Lincoln	L, 7-12
O 26	# Missouri	Columbia	T, 7-7
N 2	# Kansas-HC	Lincoln	W, 12-6
N 16	# Oklahoma	Lincoln	T, 13-13
N 23	# Kansas State	Manhattan	W, 10-6
N 28	# Iowa State	Lincoln	W, 31-12

1930

Dana X. Bible, Coach  
 Won 4, Lost 3, Tied 2

Big 6: Won 2, Lost 2, Tied 1, 4th

Date	Opponent	Site	Result
O 4	Texas A&M	Lincoln	W, 13-0
O 11	# Oklahoma	Norman	L, 7-20
O 18	# Iowa State	Ames	W, 14-12
O 25	Montana State	Lincoln	W, 53-7
N 1	Pittsburgh	Lincoln	T, 0-0
N 8	# Kansas	Lawrence	W, 16-0
N 15	# Missouri-HC	Lincoln	T, 0-0
N 22	Iowa	Iowa City	L, 7-12
N 27	# Kansas State	Lincoln	L, 9-10

1931

Dana X. Bible, Coach  
 Won 8, Lost 2, Tied 0

Big 6: Won 5, Lost 0, Tied 0, 1st

Date	Opponent	Site	Result
S 26	South Dakota	Lincoln	W, 44-6
O 3	Northwestern	Evanston	L, 7-19
O 10	# Oklahoma	Lincoln	W, 13-0
O 24	# Kansas-HC	Lincoln	W, 6-0
O 31	# Missouri	Columbia	W, 10-7
N 7	Iowa	Lincoln	W, 7-0
N 14	# Kansas State	Manhattan	W, 6-3
N 21	# Iowa State	Lincoln	W, 23-0
N 26	Pittsburgh	Pittsburgh	L, 0-40

Postseason Charity Game

D 5	Colorado State	Denver	W, 20-7
-----	----------------	--------	---------

1932

Dana X. Bible, Coach  
 Won 7, Lost 1, Tied 1

Big 6: Won 5, Lost 0, Tied 0, 1st

Date	Opponent	Site	Result
O 8	# Iowa State	Lincoln	W, 12-6
O 15	Minnesota	Minneapolis	L, 6-7
O 22	# Kansas	Lawrence	W, 20-6
O 29	# Kansas State-HC	Lincoln	W, 6-0
N 5	Iowa	Iowa City	W, 14-13
N 12	Pittsburgh	Lincoln	T, 0-0
N 19	# Oklahoma	Norman	W, 5-0
N 24	# Missouri	Lincoln	W, 21-6
D 3	SMU	Dallas	W, 21-14

Key

#-Conference Games HC-Homecoming  
 ^-night game +-indoor game

1933

Dana X. Bible, Coach  
Won 8, Lost 1, Tied 0

Big 6: Won 5, Lost 0, Tied 0, 1st

Date	Opponent	Site	Result
O 7	Texas	Lincoln	W, 26-0
O 14	# Iowa State	Ames	W, 20-0
O 21	# Kansas State	Manhattan	W, 9-0
O 28	# Oklahoma	Lincoln	W, 16-7
N 4	# Missouri	Columbia	W, 26-0
N 11	# Kansas-HC	Lincoln	W, 12-0
N 18	Pittsburgh	Pittsburgh	L, 0-6
N 25	Iowa	Lincoln	W, 7-6
N 30	Oregon State	Lincoln	W, 22-0

1934

Dana X. Bible, Coach  
Won 6, Lost 3, Tied 0

Big 6: Won 4, Lost 1, Tied 0, 2nd

Date	Opponent	Site	Result
S 29	Wyoming	Lincoln	W, 50-0
O 6	Minnesota	Minneapolis	L, 0-20
O 13	Iowa	Lincoln	W, 14-13
O 20	# Oklahoma	Norman	W, 6-0
O 27	# Iowa State	Lincoln	W, 7-6
N 10	Pittsburgh	Lincoln	L, 6-25
N 17	# Kansas	Lawrence	W, 3-0
N 24	# Missouri-HC	Lincoln	W, 13-6
N 29	# Kansas State	Lincoln	L, 7-19

1935

Dana X. Bible, Coach  
Won 6, Lost 2, Tied 1

Big 6: Won 4, Lost 0, Tied 1, 1st

Date	Opponent	Site	Result
S 28	Chicago	Lincoln	W, 28-7
O 5	# Iowa State	Ames	W, 20-7
O 12	Minnesota	Lincoln	L, 7-12
O 19	# Kansas State	Manhattan	T, 0-0
O 26	# Oklahoma	Lincoln	W, 19-0
N 2	# Missouri	Columbia	W, 19-6
N 9	# Kansas-HC	Lincoln	W, 19-13
N 16	Pittsburgh	Pittsburgh	L, 0-6
N 28	Oregon State	Lincoln	W, 26-20

1936

Dana X. Bible, Coach  
Won 7, Lost 2, Tied 0


Big 6: Won 5, Lost 0, Tied 0, 1st

Date	Opponent	Site	Result
O 3	# Iowa State	Lincoln	W, 34-0
O 10	Minnesota	Minneapolis	L, 0-7
O 17	Indiana	Lincoln	W, 13-9
O 24	# Oklahoma (15/)	Norman	W, 14-0
O 31	# Missouri-HC (11/)	Lincoln	W, 20-0
N 7	# Kansas (8/)	Lawrence	W, 26-0
N 14	Pittsburgh (6/5)	Lincoln	L, 6-19
N 21	# Kansas State (13/)	Lincoln	W, 40-0
N 28	Oregon State (10/)	Portland	W, 32-14

Final ranking: AP, 9th (regular season)

NEBRASKA IN THE AP POLL

The Associated Press poll began in 1936, and Nebraska came in at No. 15 in the first-ever regular-season poll on Oct. 24. The Huskers finished with a No. 9 final national ranking that year. From 1936 through 1949, the AP polls did not come out until October. Beginning in 1950, AP polls were issued weekly throughout the entire regular season. Until 1964, all final rankings are based on regular-season finishes and do not include bowl game results. In 1965, the AP final rankings became post-bowl rankings (with the exception of 1966). In 1974, the UPI final ranking also became post-bowl, and since then all final rankings have included bowl results.



Coach Lawrence McCeney "Biff" Jones (Army, 1917)

28-14-4 (.652), 1937-41  
Lawrence McCeney "Biff" Jones, a former Army major, took over the team after Dana X. Bible recommended Jones as his successor. Nebraska appeared in its first bowl game, the 1941 Rose Bowl, and lost 21-13 to Stanford. Jones relinquished his coaching position after he was called to serve in World War II.

1937

Lawrence McCeney "Biff" Jones, Coach  
Won 6, Lost 1, Tied 2

Big 6: Won 3, Lost 0, Tied 2, 1st

Date	Opponent	Site	Result
O 2	Minnesota	Lincoln	W, 14-9
O 9	# Iowa State	Ames	W, 20-7
O 16	# Oklahoma	Lincoln	T, 0-0
O 23	# Missouri (8/)	Columbia	W, 7-0
O 30	Indiana (11/)	Lincoln	W, 7-0
N 6	# Kansas-HC (6/)	Lincoln	T, 13-13
N 13	Pittsburgh (11/1)	Pittsburgh	L, 7-13
N 20	Iowa (11/)	Lincoln	W, 28-0
N 27	# Kansas State (11/)	Manhattan	W, 3-0

Final ranking: AP, 11th (regular season)

1938

Lawrence McCeney "Biff" Jones, Coach  
Won 3, Lost 5, Tied 1

Big 6: Won 2, Lost 3, Tied 0, 3rd-tie

Date	Opponent	Site	Result
O 1	Minnesota	Minneapolis	L, 7-16
O 8	# Iowa State	Lincoln	L, 7-8
O 15	Indiana	Lincoln	T, 0-0
O 22	# Oklahoma (14/)	Norman	L, 0-14
O 29	# Missouri-HC (1/)	Lincoln	L, 10-13
N 5	# Kansas (1/)	Lawrence	W, 16-7
N 12	Pittsburgh (3/)	Lincoln	L, 0-19
N 19	Iowa (1/)	Iowa City	W, 14-0
N 24	# Kansas State (1/)	Lincoln	W, 14-7

Final ranking: none

1939

Lawrence McCeney "Biff" Jones, Coach  
Won 7, Lost 1, Tied 1

Big 6: Won 4, Lost 1, Tied 0, 2nd

Date	Opponent	Site	Result
S 30	Indiana	Bloomington	T, 7-7
O 7	Minnesota	Lincoln	W, 6-0
O 14	# Iowa State	Ames	W, 10-7
O 21	Baylor (16/19)	Lincoln	W, 20-0
O 28	# Kansas State (10/)	Manhattan	W, 25-9
N 4	# Missouri (10/)	Columbia	L, 13-27
N 11	# Kansas-HC (1/)	Lincoln	W, 7-0
N 18	Pittsburgh (1/)	Pittsburgh	W, 14-13
N 25	# Oklahoma (14)	Lincoln	W, 13-7

Final ranking: AP, 18th (regular season)

1940

Lawrence McCeney "Biff" Jones, Coach  
Won 8, Lost 2, Tied 0

Big 6: Won 5, Lost 0, Tied 0, 1st

Date	Opponent	Site	Result
O 5	Minnesota	Minneapolis	L, 7-13
O 12	Indiana	Lincoln	W, 13-7
O 19	# Kansas (1/)	Lawrence	W, 53-2
O 26	# Missouri-HC (18/)	Lincoln	W, 20-7
N 2	# Oklahoma (12/)	Norman	W, 13-0
N 9	Iowa (12/)	Lincoln	W, 14-6
N 16	Pittsburgh (11/)	Pittsburgh	W, 9-7
N 23	# Iowa State (8/)	Lincoln	W, 21-12
N 30	# Kansas State (8/)	Lincoln	W, 20-0

Rose Bowl  
J 1 Stanford (7/2) Pasadena\* L, 13-21

\* Attendance - 92,000

Final ranking: AP, 7th (regular season)


1941

Lawrence McCeney "Biff" Jones, Coach  
Won 4, Lost 5, Tied 0

Big 6: Won 3, Lost 2, Tied 0, 2nd-tie

Date	Opponent	Site	Result
O 4	# Iowa State	Ames	W, 14-0
O 11	# Kansas	Lincoln	W, 32-0
O 18	Indiana-HC (15/)	Lincoln	L, 13-21
O 25	# Missouri (1/)	Columbia	L, 0-6
N 1	# Kansas State (1/)	Manhattan	L, 6-12
N 8	Minnesota (2/)	Minneapolis	L, 0-9
N 15	Pittsburgh (1/)	Lincoln	L, 7-14
N 22	Iowa (1/)	Lincoln	W, 14-13
N 29	# Oklahoma (1/)	Lincoln	W, 7-6

Final ranking: none



Coach Glenn Presnell (Nebraska, 1928)  
3-7-0 (.300), 1942

Glenn Presnell took over the program for one season after serving as an assistant under Lawrence McCeney "Biff" Jones. Presnell coached only one season before leaving for the war. He played for Coach Ernest E. Berg at

Nebraska from 1925 to 1927, and Presnell was the first of four former Nebraska players to serve as head coach.

1942

Glenn Presnell, Coach  
Won 3, Lost 7, Tied 0

Big 6: Won 3, Lost 2, Tied 0, 3rd

Date	Opponent	Site	Result
S 26	Iowa	Iowa City	L, 0-27
O 3	# Iowa State	Lincoln	W, 26-0
O 10	Indiana-HC	Lincoln	L, 0-12
O 17	Minnesota (14/)	Lincoln	L, 2-15
O 24	# Oklahoma (1/)	Norman	W, 7-0
O 31	# Kansas (1/)	Lawrence	W, 14-7
N 7	# Missouri (1/)	Lincoln	L, 6-26
N 14	Pittsburgh (1/)	Pittsburgh	L, 0-6
N 21	Iowa Pre-Flight (1/)	Iowa City	L, 0-46
N 28	# Kansas State (1/)	Lincoln	L, 0-19

Final ranking: none



Coach Adolph J. Lewandowski (Nebraska, 1931)  
4-12-0 (.250), 1943-44

Adolph J. Lewandowski, the Nebraska basketball coach (1941-45), took over the football team during World War II. The scheduled game on Nov. 13, 1943, against

Pittsburgh in Lincoln was canceled because of wartime travel restrictions. Lewandowski played football under Ernest E. Berg and Dana X. Bible at Nebraska (1928-29).

1943

Adolph J. Lewandowski, Coach  
Won 2, Lost 6, Tied 0

Big 6: Won 2, Lost 3, Tied 0, 4th-tie

Date	Opponent	Site	Result
O 2	Minnesota	Minneapolis	L, 0-54
O 9	Indiana (1/)	Lincoln	L, 13-54
O 16	# Iowa State (1/)	Ames	L, 6-27
O 23	# Kansas-HC (1/)	Lincoln	W, 7-6
O 30	# Missouri (1/)	Columbia	L, 20-54
N 6	# Kansas State (1/)	Manhattan	W, 13-7
N 13	Pittsburgh (1/)	Lincoln	*
N 20	Iowa (1/)	Lincoln	L, 13-33
N 27	# Oklahoma (1/)	Lincoln	L, 7-26

\*-Game canceled because of wartime travel restrictions.

Final ranking: none

**1944**

**Adolph J. Lewandowski, Coach**

**Won 2, Lost 6, Tied 0**

**Big 6: Won 2, Lost 3, Tied 0, 4th**

Date	Opponent	Site	Result
S 30	Minnesota	Minneapolis	L, 0-39
O 14	Indiana (/19t)	Bloomington	L, 0-54
O 21	# Kansas (/)	Lawrence	L, 0-20
O 28	# Missouri-HC (/)	Lincoln	W, 24-20
N 4	Iowa (/)	Iowa City	L, 6-27
N 11	# Iowa State (/)	Lincoln	L, 6-19
N 25	# Kansas State (/)	Lincoln	W, 35-0
D 2	# Oklahoma (/)	Oklahoma City	L, 12-31

Final ranking: none



**Coach George**

**"Potsy" Clark**

(Illinois, 1916)

**6-13-0 (.316), 1945/1948**

George "Potsy" Clark was the only NU head coach to hold the position on two occasions. His second stint in 1948 was the first year of the Big Seven Conference.

**1945**

**George "Potsy" Clark, Coach**

**Won 4, Lost 5, Tied 0**

**Big 6: Won 2, Lost 3, Tied 0, 4th**

Date	Opponent	Site	Result
S 29	# Oklahoma	Lincoln	L, 0-20
O 6	Minnesota	Lincoln	L, 7-61
O 13	Indiana (/8)	Bloomington	L, 14-54
O 20	# Iowa State (/)	Ames	L, 7-27
O 27	# Missouri (/)	Columbia	L, 0-19
N 3	# Kansas-HC (/)	Lincoln	W, 27-13
N 10	# Kansas State (/)	Manhattan	W, 24-0
N 17	South Dakota (/)	Lincoln	W, 53-0
N 24	Iowa (/)	Lincoln	W, 13-6

Final ranking: none



**Coach**

**Bernie Masterson**

(Nebraska, 1935)

**5-13-0 (.278), 1946-47**

Despite owning a losing overall record at Nebraska, Bernie Masterson managed a .500 record (5-5-0) in Big Six Conference play during his two seasons. Masterson played in the backfield for Coach Dana X. Bible at Nebraska.

**1946**

**Bernie Masterson, Coach**

**Won 3, Lost 6, Tied 0**

**Big 6: Won 3, Lost 2, Tied 0, 3rd-tie**

Date	Opponent	Result	Attend.
S 28	at Minnesota	L, 6-33	51,096
O 5	# Kansas State	W, 31-0	35,553
O 12	at Iowa (/)	L, 7-21	30,500
O 19	# at Kansas (/)	W, 16-14	NA
O 26	Indiana (/)	L, 7-27	NA
N 2	# Missouri-HC (/)	L, 20-21	34,000
N 16	# Iowa State (/)	W, 33-0	25,000
N 23	# at Oklahoma (/18)	L, 6-27	NA
N 30	at UCLA (/4)	L, 0-18	52,558

Final ranking: none

**1947**

**Bernie Masterson, Coach**

**Won 2, Lost 7, Tied 0**

**Big 6: Won 2, Lost 3, Tied 0, 4th**

Date	Opponent	Result	Attend.
S 27	Indiana	L, 0-17	37,000
O 4	Minnesota	L, 13-28	34,000
O 11	# at Iowa State (/)	W, 14-7	12,500
O 18	at Notre Dame (/2)	L, 0-31	56,000
O 25	# at Kansas State (/)	W, 14-7	17,000
N 1	# at Missouri (/)	L, 6-47	22,000
N 8	# Kansas-HC (/)	L, 7-13	35,000
N 22	# Oklahoma (/)	L, 13-14	25,000
N 29	Oregon State (/)	L, 6-27	20,000

Final ranking: none

**1948**

**George "Potsy" Clark, Coach**

**Won 2, Lost 8, Tied 0**

**Big 7: Won 2, Lost 4, Tied 0, 5th-tie**

Date	Opponent	Result	Attend.
S 25	# Iowa State	W, 19-15	36,000
O 2	at Minnesota	L, 13-39	57,206
O 9	# at Colorado (/)	L, 6-19	NA
O 16	Notre Dame (/2)	L, 13-44	37,400
O 23	# at Kansas (/)	L, 7-27	36,500
O 30	UCLA-HC (/)	L, 15-27	36,000
N 6	# Kansas State (/)	W, 32-0	36,000
N 13	# at Oklahoma (/9)	L, 14-41	28,000
N 20	# Missouri (/)	L, 6-33	21,000
N 27	vs. Oregon State (/)*	L, 12-28	13,000

\* at Portland, Ore.

Final ranking: none



**Coach Bill Glassford**

(Pittsburgh, 1937)

**31-35-3 (.471), 1949-55**

Bill Glassford led NU to its first Orange Bowl and second bowl appearance in 1954, a 34-7 loss to Duke. He coached three All-Americans in his seven years.

**1949**

**Bill Glassford, Coach**

**Won 4, Lost 5, Tied 0**

**Big 7: Won 3, Lost 3, Tied 0, 3rd-tie**

Date	Opponent	Result	Attend.
S 24	South Dakota	W, 33-6	27,000
O 1	Minnesota (/)	L, 6-28	34,000
O 8	# at Kansas State (/)	W, 13-6	17,000
O 15	at Penn State (/)	L, 7-22	23,600
O 22	# Oklahoma (/4)	L, 0-48	39,000
O 29	# at Missouri (/16)	L, 20-21	NA
N 5	# Kansas-HC (/)	L, 13-27	36,500
N 12	# at Iowa State (/)	W, 7-0	15,000
N 19	# Colorado (/)	W, 25-14	32,000

Final ranking: none

**1950**

**Bill Glassford, Coach**

**Won 6, Lost 2, Tied 1**

**Big 7: Won 4, Lost 2, Tied 0, 2nd**

Date	Opponent	Result	Attend.
S 30	Indiana (/)	T, 20-20	33,000
O 7	at Minnesota (/)	W, 32-26	48,365
O 14	# at Colorado (/)	L, 19-28	25,000
O 21	Penn State (/)	W, 19-0	38,000
O 28	# at Kansas (/)	W, 33-26	39,000
N 4	# Missouri-HC (/)	W, 40-34	38,000
N 11	# Kansas State (/6)	W, 49-21	29,000
N 18	# Iowa State (/18)	W, 20-13	36,000
N 25	# at Oklahoma (/16/1)	L, 35-49	55,000

Final rankings: 17th AP, 20th-tie UPI (regular season)

**1951**

**Bill Glassford, Coach**

**Won 2, Lost 8, Tied 0**

**Big 7: Won 2, Lost 4, Tied 0, 4th-tie**

Date	Opponent	Result	Attend.
S 29	Texas Christian (12/L)	L, 7-28	36,000
O 6	# at Kansas State (/)	W, 1-0*	12,000
O 13	Penn State (/)	L, 7-15	39,000
O 20	at Minnesota (/)	L, 20-39	54,625
O 27	# at Missouri (/)	L, 19-35	NA
N 3	# Kansas-HC (/)	L, 7-27	34,500
N 10	# at Iowa State (/)	W, 34-27	15,000
N 17	# Colorado (/)	L, 14-36	31,000
N 24	# Oklahoma (/12)	L, 0-27	30,000
N 30	at Miami^ (/)	L, 7-19	32,283

\*Kansas State forfeited

Final rankings: none

^night game (first night game in Nebraska history)

**1952**

**Bill Glassford, Coach**

**Won 5, Lost 4, Tied 1**

**Big 7: Won 3, Lost 2, Tied 1, 3rd**

Date	Opponent	Result	Attend.
S 20	South Dakota (/)	W, 46-0	30,000
S 27	at Oregon (/)	W, 28-13	24,061
O 4	# Iowa State (/)	W, 16-0	37,000
O 11	# Kansas State (/)	W, 27-14	40,000
O 18	at Penn State (/19)	L, 0-10	30,000
O 25	# at Colorado (/)	T, 16-16	30,600
N 1	# Missouri (/)	L, 6-10	39,000
N 8	# at Kansas (/7)	W, 14-13	33,500
N 15	Minnesota-HC (/)	L, 7-13	40,000
N 22	# at Oklahoma (/5)	L, 13-34	41,000

Final rankings: none

**1953**

**Bill Glassford, Coach**

**Won 3, Lost 6, Tied 1**

**Big 7: Won 2, Lost 4, Tied 0, 4th-tie**

Date	Opponent	Result	Attend.
S 19	Oregon (/)	L, 12-20	31,000
S 26	at Illinois (/)	T, 21-21	40,011
O 3	# at Kansas State (/)	L, 0-27	NA
O 10	at Pittsburgh (/17)	L, 6-14	20,666
O 17	Miami (/)	W, 20-16	39,000
O 24	# at Missouri (/)	L, 7-23	26,500
O 31	# Kansas (/)	W, 9-0	33,000
N 7	# at Iowa State (/)	W, 27-19	12,000
N 14	# Colorado-HC (/)	L, 10-14	36,000
N 21	# Oklahoma (/4)	L, 7-30	30,000

Final rankings: none

**1954**

**Bill Glassford, Coach**

**Won 6, Lost 5, Tied 0**

**Big 7: Won 4, Lost 2, Tied 0, 2nd**

Date	Opponent	Result	Attend.
S 25	at Minnesota (/)	L, 7-19	54,147
O 2	# Iowa State (/)	W, 39-14	30,000
O 9	# Kansas State (/)	L, 3-7	34,000
O 16	Oregon State (/)	W, 27-7	39,000
O 23	# at Colorado (/11)	W, 20-6	32,500
O 30	# Missouri (/)	W, 25-19	35,000
N 6	# at Kansas (20t)	W, 41-20	NA
N 13	Pittsburgh-HC (/)	L, 7-21	40,000
N 20	# at Oklahoma (/3)	L, 7-55	56,000
N 26	at Hawaii (/)	W, 50-0	17,000

**Orange Bowl (Miami, Fla.)**

J 1	Duke (/14)	L, 7-34	68,750
-----	------------	---------	--------

Final rankings: none

**Key**

#-Conference Games

HC-Homecoming

^night game

+indoor game



**1955**

**Bill Glassford, Coach**  
**Won 5, Lost 5, Tied 0**

**Big 7: Won 5, Lost 1, Tied 0, 2nd**

Date	Opponent	Result	Attend.
S 17	Hawaii (I)	L, 0-6	25,000
S 24	at Ohio State (#6)	L, 20-28	80,171
O 1 #	at Kansas State (I)	W, 16-0	12,500
O 8	Texas A&M (I)	L, 0-27	40,000
O 15	at Pittsburgh (I)	L, 7-21	21,006
O 22	# at Missouri (I)	W, 18-12	NA
O 29 #	Kansas (I)	W, 19-14	31,000
N 5 #	at Iowa State (I)	W, 10-7	12,000
N 12 #	Colorado-HC (I)	W, 37-20	34,000
N 19 #	Oklahoma (I)	L, 0-41	38,000

Final rankings: none



**Coach Pete Elliott**  
 (Michigan, 1949)  
**4-6 (.400), 1956**

In 1956 at the age of 29, Pete Elliott became the youngest head coach in modern history at Nebraska. He served as an assistant coach at the University of Oklahoma before coming to Nebraska. As the starting

quarterback, Elliott led the University of Michigan to a national championship in his senior season (1948) and earned All-America honors.

**1956**

**Pete Elliott, Coach**  
**Won 4, Lost 6, Tied 0**

**Big 7: Won 3, Lost 3, Tied 0, 4th**

Date	Opponent	Result	Attend.
S 22	South Dakota (I)	W, 34-6	31,260
S 29	at Ohio State (#8)	L, 7-34	79,351
O 6 #	Iowa State (I)	W, 9-7	31,743
O 13 #	Kansas State (I)	L, 7-10	30,469
O 20	Indiana (I)	L, 14-19	37,527
O 27 #	at Colorado (I)	L, 0-16	42,818
N 3 #	Missouri-HC (I)	W, 15-14	34,748
N 10 #	at Kansas (I)	W, 26-20	26,422
N 17	Baylor (I)	L, 7-26	31,775
N 24 #	at Oklahoma (I)	L, 6-54	50,039

Final rankings: none



**Coach Bill Jennings**  
 (Oklahoma '41)  
**15-34-1 (.310), 1957-61**

In 1959, Bill Jennings' Nebraska team ended Oklahoma's 74-game conference unbeaten streak by capturing a 25-21 win in Lincoln. Jennings was head coach when the Big Seven Conference added Oklahoma State and became the Big Eight in 1960. He served as an assistant coach for seven years at the University of Oklahoma before coming to Nebraska in 1956 to coach under Pete Elliott. Jennings passed away on June 8, 2002.

**1957**

**Bill Jennings, Coach**  
**Won 1, Lost 9, Tied 0**

**Big 7: Won 1, Lost 5, Tied 0, 7th**

Date	Opponent	Result	Attend.
S 21	Washington St. (I)	L, 12-34	31,152
S 28	at Army (I)	L, 0-42	16,654
O 5 #	at Kansas State (I)	W, 14-7	15,033
O 12	at Pittsburgh (#20)	L, 0-34	39,493
O 19	Syracuse	L, 9-26	37,582
O 26 #	at Missouri (I)	L, 13-14	26,058
N 2 #	Kansas-HC	L, 12-14	29,987
N 9 #	at Iowa State	L, 0-13	6,083
N 16 #	Colorado	L, 0-27	29,264
N 23 #	Oklahoma	L, 7-32	29,844

Final rankings: none

**1958**

**Bill Jennings, Coach**  
**Won 3, Lost 7, Tied 0**

**Big 7: Won 1, Lost 5, Tied 0, 6th**

Date	Opponent	Result	Attend.
S 20	Penn State (I)	W, 14-7	26,966
S 27	at Purdue (I)	L, 0-28	29,475
O 4 #	Iowa State (I)	W, 7-6	30,310
O 11 #	Kansas State (I)	L, 6-23	37,596
O 18	at Syracuse (I)	L, 0-38	17,083
O 25 #	at Colorado (#12)	L, 16-27	40,271
N 1 #	Missouri-HC (I)	L, 0-31	31,816
N 8 #	at Kansas (I)	L, 7-29	23,760
N 15	Pittsburgh (#14)	W, 14-6	24,107
N 22 #	at Oklahoma (#4)	L, 7-40	44,740

Final rankings: none

**1959**

**Bill Jennings, Coach**  
**Won 4, Lost 6, Tied 0**

**Big 7: Won 2, Lost 4, Tied 0, 6th**

Date	Opponent	Result	Attend.
S 19	Texas (#17)	L, 0-20	30,623
S 26	at Minnesota (I)	W, 32-12	58,885
O 3	Oregon State (I)	W, 7-6	27,961
O 10 #	Kansas (I)	L, 3-10	28,937
O 17	Indiana (I)	L, 7-23	34,471
O 24 #	at Missouri (I)	L, 0-9	27,305
O 31 #	Oklahoma-HC (#19)	W, 25-21	32,765
N 7 #	at Iowa State (I)	L, 6-18	10,995
N 14 #	Colorado (I)	W, 14-12	27,808
N 21 #	at Kansas State (I)	L, 14-29	8,318

Final rankings: none

**1960**

**Bill Jennings, Coach**  
**Won 4, Lost 6, Tied 0**

**Big 8: Won 2, Lost 5, Tied 0, 6th-tie**

Date	Opponent	Result	Attend.
S 17	at Texas <sup>A</sup> (#4)	W, 14-13	37,702
S 24	Minnesota (#12)	L, 14-26	39,363
O 1 #	Iowa State (I)	L, 7-10	32,262
O 8 #	Kansas State (I)	W, 17-7	35,102
O 15	Army (I)	W, 14-9	36,244
O 22 #	at Colorado (I)	L, 6-19	40,409
O 29 #	Missouri-HC (#5)	L, 0-28	34,581
N 5 #	at Kansas (I)	L, 0-31	29,552
N 12 #	Oklahoma St. (I)	L, 6-7	27,421
N 19 #	at Oklahoma (I)	W, 17-14	42,701

Final rankings: none

**1961**

**Bill Jennings, Coach**  
**Won 3, Lost 6, Tied 1**

**Big 8: Won 2, Lost 5, Tied 0, 5th-tie**

Date	Opponent	Result	Attend.
S 23	North Dakota (I)	W, 33-0	25,129
S 30	Arizona (I)	T, 14-14	34,721
O 7 #	at Kansas State (I)	W, 24-0	17,515
O 14	Syracuse (I)	L, 6-28	35,387
O 21 #	at Oklahoma St. (I)	L, 6-14	22,067
O 28 #	at Missouri (I)	L, 0-10	42,292
N 4 #	Kansas-HC (I)	L, 6-28	32,450
N 11 #	at Iowa State (I)	W, 16-13	12,971
N 18 #	Colorado (#8)	L, 0-7	28,108
N 25 #	Oklahoma (I)	L, 14-21	26,139

\*Top 10 only.  
 Final rankings: none



**Coach Bob Devaney**  
 (Alma, 1939)  
**101-20-2 (.829), 1962-72**

Bob Devaney won back-to-back national titles in 1970 and 1971 and eight Big Eight crowns. He retired in 1973 with a career record of 136-30-7 (.806), which left him as the winningest active

coach in the nation. In 1971, he was named coach of the year by the Walter Camp Foundation, the Football Writers of America, Football News and the Washington Touchdown Club. Devaney was inducted into the College Football Hall of Fame in 1981 and into the Orange Bowl Hall of Honor in 1976. His 11-year stint as head football coach is the second longest in school history behind only Tom Osborne. He was Nebraska's athletic director from 1967 to 1992 and served as athletic director emeritus for four years, before retiring June 30, 1996. Devaney passed away on May 9, 1997.

**1962**

**Bob Devaney, Coach**  
**Won 9, Lost 2, Tied 0**

**Big 8: Won 5, Lost 2, Tied 0, 3rd**

Date	Opponent	Result	Attend.
S 22	South Dakota (I)	W, 53-0	26,953
S 29	at Michigan (I)	W, 25-13	57,254
O 6 #	Iowa State (I)	W, 36-22	34,321
O 13	No. Carolina St. (I)	W, 19-14	36,867
O 20 #	Kansas State (I)	W, 26-6	30,701
O 27 #	at Colorado (I)	W, 31-6	34,183
N 3 #	Missouri-HC (I)	L, 7-16	36,501&
N 10 #	at Kansas (I)	W, 40-16	37,063
N 17 #	Oklahoma St. (I)	W, 14-0	34,329
N 24 #	at Oklahoma (#10)	L, 6-34	58,268

**Gotham Bowl (New York, N.Y.)**  
 D 15 Miami\*\* (I) W, 36-34 6,166

\*-Top 10 only

\*\*-At Yankee Stadium

&-Memorial Stadium sellout streak began (stadium capacity 31,080)

Final rankings: none

**1963**

**Bob Devaney, Coach**  
**Won 10, Lost 1, Tied 0**

**Big 8: Won 7, Lost 0, Tied 0, 1st**

Date	Opponent	Result	Attend.
S 21	So. Dakota St. (I)	W, 58-7	34,493
S 28	at Minnesota (I)	W, 14-7	60,711
O 5 #	Iowa State (I)	W, 21-7	37,640
O 12	Air Force (I)	L, 13-17	38,067
O 19 #	at Kansas State (I)	W, 28-6	14,920
O 26 #	Colorado-HC (I)	W, 41-6	37,630
N 2 #	at Missouri (I)	W, 13-12	52,877
N 9 #	Kansas (I)	W, 23-9	39,844
N 16 #	at Oklahoma St. (#10)	W, 20-16	20,078
N 23 #	Oklahoma (#10/6)	W, 29-20	38,362

**Orange Bowl (Miami, Fla.)**  
 J 1 Auburn (#6/5) W, 13-7 72,647

\*-Top 10 only.

Final rankings: 5th AP, 6th UPI (both regular season)

**1964**

**Bob Devaney, Coach**  
**Won 9, Lost 2, Tied 0**

**Big 8: Won 6, Lost 1, Tied 0, 1st**

Date	Opponent	Result	Attend.
S 19	South Dakota (I)	W, 56-0	38,625
S 26	at Minnesota (I)	W, 26-21	49,769
O 3 #	at Iowa State (I)	W, 14-7	21,185
O 10	South Carolina (#8)	W, 28-6	47,874
O 17 #	Kansas St.-HC (#6)	W, 47-0	46,056
O 24 #	at Colorado (#5)	W, 21-3	41,472
O 31 #	Missouri (#5)	W, 9-0	48,878
N 7 #	at Kansas (#5)	W, 14-7	44,509

N 14 # Oklahoma St. (4/) W, 27-14 49,013  
 N 21 # at Oklahoma (4/) L, 7-17 54,552  
**Cotton Bowl (Dallas, Texas)**  
 J 1 Arkansas (6/2) L, 7-10 75,504  
 \*-Top 10 only

**Note:** Stadium capacity expanded to 44,829, but south end zone expansion was not completed until after South Dakota season opener.

**Final rankings:** 6th AP & UPI (both regular season)

**1965**

**Bob Devaney, Coach**

**Won 10, Lost 1, Tied 0**

**Big 8: Won 7, Lost 0, Tied 0, 1st**

Date	Opponent	Result	Attend.
S 18	Texas Christian (1/)	W, 34-14	53,650
S 25	at Air Force (2/)	W, 27-17	37,479
O 2	# Iowa State (3/)	W, 44-0	54,440
O 9	# Wisconsin (2/)	W, 37-0	53,641
O 16	# at Kansas State (2/)	W, 41-0	19,660
O 23	# Colorado-HC (3/)	W, 38-13	53,873
O 30	# at Missouri (3/)	W, 16-14	57,206
N 6	# Kansas (3/)	W, 42-6	54,118
N 13	# at Oklahoma St. (3/)	W, 21-17	29,901
N 25	# Oklahoma (3/)	W, 21-9	52,533

**Orange Bowl (Miami, Fla.)**

J 1	Alabama <sup>^</sup> (3/4)	L, 28-39	72,214
-----	----------------------------	----------	--------

\*-Top 10 only

**Note:** Stadium capacity expanded to 50,807

**Final rankings:** 3rd UPI (regular season), 5th AP

**1966**

**Bob Devaney, Coach**

**Won 9, Lost 2, Tied 0**

**Big 8: Won 6, Lost 1, Tied 0, 1st**

Date	Opponent	Result	Attend.
S 17	Texas Christian (3/)	W, 14-10	60,974
S 24	Utah State (4/)	W, 28-7	63,543
O 1	# at Iowa State (6/)	W, 12-6	28,543
O 8	at Wisconsin (7/)	W, 31-3	52,428
O 15	# Kansas St.-HC (6/)	W, 21-10	64,108
O 22	# at Colorado (7/)	W, 21-19	46,112
O 29	# Missouri (8/)	W, 35-0	64,489
N 5	# at Kansas (6/)	W, 24-13	45,000
N 12	# Oklahoma St. (4/)	W, 21-6	65,102
N 24	# at Oklahoma (4/)	L, 9-10	41,000

**Sugar Bowl (New Orleans, La.)**

J 2	Alabama (6/3)	L, 7-34	82,000
-----	---------------	---------	--------

\*-Top 10 only

**Note:** Stadium capacity expanded to 62,644, but north end zone expansion was not complete until after Texas Christian season opener.

**Final rankings:** 6th AP, 7th UPI (both regular season)

**1967**

**Bob Devaney, Coach**

**Won 6, Lost 4, Tied 0**

**Big 8: Won 3, Lost 4, Tied 0, 5th-tie**

Date	Opponent	Result	Attend.
S 16	at Washington (1/)	W, 17-7	57,481
S 30	Minnesota (7/)	W, 7-0	65,347
O 7	# at Kansas State (7/)	W, 16-14	20,180
O 14	# at Kansas (8/)	L, 0-10	36,896
O 21	# Colorado (4/)	L, 16-21	65,842
O 28	at Texas Christian (1/)	W, 29-0	18,529
N 4	# Iowa State (1/)	W, 12-0	64,563
N 11	# Oklahoma St.-HC (1/)	W, 9-0	65,388
N 18	# at Missouri (1/)	L, 7-10	55,504
N 23	# Oklahoma (15)	L, 14-21	59,792

\*-Top 10 only

**Note:** Stadium capacity expanded to 64,170

**Final rankings:** none

**Key**

#-Conference Games HC-Homecoming  
 ^-night game +-indoor game

**1968**

**Bob Devaney, Coach**

**Won 6, Lost 4, Tied 0**

**Big 8: Won 3, Lost 4, Tied 0, 4th-tie**

Date	Opponent	Result	Attend.
S 14	Wyoming (14/)	W, 13-10	66,922
S 21	Utah (14/)	W, 31-0	66,198
S 28	at Minnesota (9/17)	W, 17-14	53,362
O 12	# Kansas (9/6)	L, 13-23	68,128
O 19	# Missouri (13/20t)	L, 14-16	66,818
O 26	# at Oklahoma St. (1/)	W, 21-20	35,000
N 2	# at Iowa State (1/)	W, 24-13	29,000
N 9	# Kansas St.-HC (1/)	L, 0-12	67,466
N 16	# at Colorado (1/)	W, 22-6	48,327
N 23	# at Oklahoma (14)	L, 0-47	45,000

**Final rankings:** none

**1969**

**Bob Devaney, Coach**

**Won 9, Lost 2, Tied 0**

**Big 8: Won 6, Lost 1, Tied 0, 1st-tie**

*\*start of NU's 33 consecutive nine-win seasons*

Date	Opponent	Result	Attend.
S 20	USC (15)	L, 21-31	67,058
S 27	Texas A&M (1/)	W, 14-0	66,331
O 4	at Minnesota (1/)	W, 42-14	52,136
O 11	# at Missouri (20t/7)	L, 7-17	60,500
O 18	# Kansas (1/)	W, 21-17	66,667
O 25	# Oklahoma St. (1/)	W, 13-3	66,421
N 1	# Colorado (18)	W, 20-7	67,084
N 8	# Iowa State-HC (20t)	W, 17-3\$	67,107
N 15	# at Kansas State (17/)	W, 10-7	40,000
N 22	# at Oklahoma (16/)	W, 44-14	53,500

**Sun Bowl (El Paso, Texas)**

D 20	Georgia** (14/)	W, 45-6	31,728
------	-----------------	---------	--------

\*\*-start of Nebraska's 35 consecutive bowl bids

-\$-start of NU's 35-game Homecoming winning streak

**Final rankings:** 11th AP, 12th UPI (regular season)

**1970 National Champions**

**Bob Devaney, Coach**

**Won 11, Lost 0, Tied 1**

**Big 8: Won 7, Lost 0, Tied 0, 1st**

Date	Opponent	Result	Attend.
S 12	Wake Forest (1/)	W, 36-12	66,103
S 19	at USC <sup>^</sup> (9/3)	T, 21-21	73,768
S 26	Army (8/)	W, 28-0	66,928
O 3	at Minnesota (6/)	W, 35-10	52,287
O 10	# Missouri (6/16)	W, 21-7	67,538
O 17	# at Kansas (5/)	W, 41-20	50,000
O 24	# Oklahoma St. (4/)	W, 65-31	67,822
O 31	# at Colorado (4/)	W, 29-13	50,881
N 7	# at Iowa State (4/)	W, 54-29	36,000
N 14	# Kansas St.-HC (4/20)	W, 51-13	67,894
N 21	# Oklahoma (3/)	W, 28-21	67,392

**Orange Bowl (Miami, Fla.)**

J 1	LSU <sup>^</sup> (3/5)	W, 17-12	80,699
-----	------------------------	----------	--------

**Final rankings:** 1st AP, 3rd UPI (regular season)

**1971 National Champions**

**Bob Devaney, Coach**

**Won 13, Lost 0, Tied 0**

**Big 8: Won 7, Lost 0, Tied 0, 1st**

Date	Opponent	Result	Attend.
S 11	Oregon (2/)	W, 34-7	67,437
S 18	Minnesota (1/)	W, 35-7	68,187
S 25	Texas A&M (1/)	W, 34-7	67,993
O 2	Utah State (1/)	W, 42-6	67,421
O 9	# at Missouri (1/)	W, 36-0	61,200
O 16	# Kansas-HC (1/)	W, 55-0	68,331
O 23	# at Oklahoma St. (1/)	W, 41-13	37,000
O 30	Colorado (1/9)	W, 31-7	66,776
N 6	# Iowa State (1/)	W, 37-0	67,201
N 13	# at Kansas State (1/)	W, 44-17	42,300
N 25	# at Oklahoma (1/2)	W, 35-31	61,826
D 4	at Hawaii <sup>^</sup> (1/)	W, 45-3	23,002

**Orange Bowl (Miami, Fla.)**

J 1	Alabama <sup>^</sup> (1/2)	W, 38-6	78,151
-----	----------------------------	---------	--------

**Final rankings:** 1st AP & UPI (regular season)

**1972**

**Bob Devaney, Coach**

**Won 9, Lost 2, Tied 1**

**Big 8: Won 5, Lost 1, Tied 1, 1st**

Date	Opponent	Result	Attend.
S 9	at UCLA <sup>^</sup> (1/)	L, 17-20	67,702
S 16	Texas A&M (10/)	W, 37-7	76,042
S 23	at Army (9/)	W, 77-7	42,239
S 30	Minnesota (7/)	W, 49-0	76,217
O 14	# Missouri (6/)	W, 62-0	76,511
O 21	# at Kansas (5/)	W, 56-0	50,500
O 28	# Okla. St.-HC (3/)	W, 34-0	76,432
N 4	# at Colorado (3/15)	W, 33-10	52,128
N 11	# at Iowa State (3/17)	T, 23-23	36,231
N 18	# Kansas State (5/)	W, 59-7	75,079
N 23	# Oklahoma (5/4)	L, 14-17	76,587

**Orange Bowl (Miami, Fla.)**

J 1	Notre Dame <sup>^</sup> (9/12)	W, 40-6	80,010
-----	--------------------------------	---------	--------

**Note:** Stadium capacity expanded to 73,650

**Final rankings:** 4th AP, 9th UPI (regular season)



**Coach Tom Osborne**

(Hastings, 1959)

255-49-3 (.836), 1973-97

Tom Osborne was hand-picked by Bob Devaney as his successor and served as assistant head coach in 1972. Osborne is credited as the offensive genius behind

Devaney's national championship teams and served as a full-time assistant from 1967 to 1972. Osborne won back-to-back national championships in 1994 and 1995, and a third national title in 1997. During his 25 seasons, Nebraska won 13 conference championships and went to 25 consecutive bowl games, including 17 "major" bowls. His teams won nine or more games every year and 11 national rushing titles. His athletes won six Outlands, three Lombardis, one Heisman, one Butkus and one Johnny Unitas Award. He was the fastest coach in college football history to win 200 games, doing it in just 21 seasons, and the fastest coach to reach 250 wins, accomplishing the feat in only 25 years. In his last five seasons, Osborne's teams posted a 60-3 record, the most wins in a five-year span by any team in collegiate history.

**1973**

**Tom Osborne, Coach**

**Won 9, Lost 2, Tied 1**

**Big 8: Won 4, Lost 2, Tied 1, 2nd-tie**

Date	Opponent	Result	Attend.
S 8	UCLA (4/10)	W, 40-13	74,966
S 22	No. Carolina St. (2/14)	W, 31-14	75,925
S 29	Wisconsin (2/)	W, 20-16	76,279
O 6	at Minnesota (2/)	W, 48-7	58,091
O 13	# at Missouri (2/12)	L, 12-13	68,720
O 20	# Kansas-HC (11/18)	W, 10-9	76,498
O 27	# at Oklahoma St. (10/)	T, 17-17	50,500
N 3	# Colorado (13/17)	W, 28-16	76,555
N 10	# Iowa State (11/)	W, 31-7	76,503
N 17	# at Kansas State (10/)	W, 50-21	42,000
N 23	# Oklahoma (10/3)	L, 0-27	61,826

**Cotton Bowl (Dallas, Texas)**

J 1	Texas (12/8)	W, 19-3	67,500
-----	--------------	---------	--------

**Final rankings:** 7th AP, 11th-tie UPI (regular season)

**1974**

**Tom Osborne, Coach**

**Won 9, Lost 3, Tied 0**

**Big 8: Won 5, Lost 2, Tied 0, 2nd-tie**

Date	Opponent	Result	Attend.
S 14	Oregon (7/)	W, 61-7	76,053
S 21	at Wisconsin (4/)	L, 20-21	73,381
S 28	Northwestern (10/)	W, 49-7	76,101
O 5	Minnesota (6/)	W, 54-0	76,408
O 12	# Missouri (5/)	L, 10-21	76,526
O 19	# at Kansas (12/13)	W, 56-0	52,300
O 26	# Okla. St.-HC (9/)	W, 7-3	76,426

N 2 # at Colorado (9/) W, 31-15 52,949  
 N 9 # at Iowa State (9/) W, 23-13 37,000  
 N 16 # Kansas State (6/) W, 35-7 76,188  
 N 23 # Oklahoma (6/1) L, 14-28 76,636

**Sugar Bowl (New Orleans, La.)**  
 D 31 Florida<sup>A</sup> (8/18) W, 13-10 67,850  
**Final rankings:** 7th UPI, 9th AP

1975

**Tom Osborne, Coach**  
**Won 10, Lost 2, Tied 0**

**Big 8: Won 6, Lost 1, Tied 0, 1st-tie**

Date	Opponent	Result	Attend.
S 13	LSU (6/)	W, 10-7	76,259
S 20	Indiana (6/)	W, 45-0	76,022
S 27	Texas Christian (4/)	W, 56-14	75,931
O 4	Miami (4/)	W, 31-16	76,231
O 11	Kansas-HC (4/)	W, 16-0	76,285
O 18	# at Oklahoma St. (4/)	W, 28-20	48,500
O 25	# Colorado (4/)	W, 63-21	76,509
N 1	# at Missouri (3/12)	W, 30-7	68,195
N 8	# at Kansas State (3/)	W, 12-0	41,300
N 15	# Iowa State (2/)	W, 52-0	76,131
N 22	# at Oklahoma (2/7)	L, 10-35	70,286

**Fiesta Bowl (Tempe, Ariz.)**  
 D 26 Arizona State (6/7) L, 14-17 51,396  
**Final rankings:** 9th AP & UPI

1976

**Tom Osborne, Coach**  
**Won 9, Lost 3, Tied 1**

**Big 8: Won 4, Lost 3, Tied 0, 4th-tie**

Date	Opponent	Result	Attend.
S 11	at LSU <sup>A</sup> (1/)	T, 6-6	70,746
S 18	at Indiana (8/)	W, 45-13	41,289
S 25	Texas Christian (6/)	W, 64-10	74,981
O 2	Miami (5/)	W, 17-9	76,155
O 9	# at Colorado (6/)	W, 24-12	53,538
O 16	# Kansas St.-HC (3/)	W, 51-0	76,150
O 23	# Missouri (3/17)	L, 24-34	76,051
O 30	# at Kansas (9/)	W, 31-3	58,050
N 6	# Oklahoma St. (9/13)	W, 14-10	76,272
N 13	# at Iowa State (9/)	L, 28-37	51,500
N 26	# Oklahoma (10/8)	L, 17-20	76,247
D 4	at Hawaii <sup>A</sup> (13/)	W, 68-3	33,737

**Astro-Bluebonnet Bowl (Houston, Texas)**  
 D 31 Texas Tech<sup>A</sup> (13/9) W, 27-24 48,618  
**Final rankings:** 7th UPI, 9th AP

1977

**Tom Osborne, Coach**  
**Won 9, Lost 3, Tied 0**

**Big 8: Won 5, Lost 2, Tied 0, 2nd-tie**

Date	Opponent	Result	Attend.
S 10	Washington St. (15/)	L, 10-19	75,922
S 17	Alabama (4/)	W, 31-24	75,899
S 24	Baylor (14/)	W, 31-10	76,231
O 1	Indiana (11/)	W, 31-13	76,034
O 8	# at Kansas State (9/)	W, 26-9	41,100
O 15	# Iowa State (9/)	L, 21-24	76,090
O 22	# Colorado-HC (18/7)	W, 33-15	76,486
O 29	# at Oklahoma St. (12/)	W, 31-14	49,100
N 5	# at Missouri (11/)	W, 21-10	67,000
N 12	# Kansas (12/)	W, 52-7	76,392
N 25	# at Oklahoma (11/3)	L, 7-38	71,184

**Liberty Bowl (Memphis, Tenn.)**  
 D 19 North Carolina<sup>A</sup> (12/14) W, 21-17 49,456  
**Final rankings:** 10th UPI, 12th AP

1978

**Tom Osborne, Coach**  
**Won 9, Lost 3, Tied 0**

**Big 8: Won 6, Lost 1, Tied 0, 1st-tie**

Date	Opponent	Result	Attend.
S 2	at Alabama <sup>A</sup> (10/1)	L, 3-20	77,023
S 9	California (10/)	W, 36-26	75,780
S 16	Hawaii (12/)	W, 56-10	75,615
S 30	at Indiana (12/)	W, 69-17	42,738
O 7	# at Iowa State (10/15)	W, 23-0	51,450
O 14	# Kansas St.-HC (8/)	W, 48-14	75,818
O 21	# at Colorado (5/)	W, 52-14	53,262
O 28	# Oklahoma St. (4/)	W, 22-14	75,786
N 4	# at Kansas (4/)	W, 63-21	52,100
N 11	# Oklahoma (4/1)	W, 17-14	76,015

N 18 # Missouri (2/) L, 31-35 75,850  
**Orange Bowl (Miami, Fla.)**  
 J 1 Oklahoma<sup>A</sup> (6/4) L, 24-31 66,365  
**Final rankings:** 8th AP & UPI

1979

**Tom Osborne, Coach**  
**Won 10, Lost 2, Tied 0**

**Big 8: Won 6, Lost 1, Tied 0, 2nd**

Date	Opponent	Result	Attend.
S 15	Utah State (8/)	W, 35-14	75,953
S 22	at Iowa (7/)	W, 24-21	60,005
S 29	Penn State (6/18)	W, 42-17	76,151
O 6	New Mexico St. (5/)	W, 57-0	76,135
O 13	# Kansas-HC (5/)	W, 42-0	76,011
O 20	# at Oklahoma St. (3/)	W, 36-0	51,000
O 27	# Colorado (2/)	W, 38-10	76,158
N 3	# at Missouri (2/)	W, 23-20	74,575
N 10	# at Kansas State (2/)	W, 21-12	43,210
N 17	# Iowa State (3/)	W, 34-3	76,049
N 24	# at Oklahoma (3/8)	L, 14-17	71,187

**Cotton Bowl (Dallas, Texas)**  
 J 1 Houston (7/8) L, 14-17 72,032  
**Final rankings:** 7th UPI, 9th AP

1980

**Tom Osborne, Coach**  
**Won 10, Lost 2, Tied 0**

**Big 8: Won 6, Lost 1, Tied 0, 2nd**

Date	Opponent	Result	Attend.
S 13	Utah (8/)	W, 55-9	75,526
S 20	Iowa (6/)	W, 57-0	76,029
S 27	at Penn State (3/11)	W, 21-7	84,585
O 4	Florida State (3/16)	L, 14-18	76,152
O 11	# at Kansas (10/)	W, 54-0	52,500
O 18	# Okla. St.-HC (10/)	W, 48-7	76,021
O 25	# at Colorado (9/)	W, 45-7	51,489
N 1	# Missouri (8/15)	W, 38-16	76,155
N 8	# Kansas State (5/)	W, 55-8	76,121
N 15	# at Iowa State (4/)	W, 35-0	52,942
N 22	# Oklahoma (4/9)	L, 17-21	76,322

**Sun Bowl (El Paso, Texas)**  
 D 27 Mississippi St. (8/17) W, 31-17 34,723  
**Final rankings:** 7th AP & UPI

1981

**Tom Osborne, Coach**  
**Won 9, Lost 3, Tied 0**

**Big 8: Won 7, Lost 0, Tied 0, 1st**

Date	Opponent	Result	Attend.
S 12	at Iowa (7/)	L, 7-10	60,160
S 19	Florida State (17/19)	W, 34-14	76,289
S 26	Penn State (15/3)	L, 24-30	76,308
O 3	Auburn (1/)	W, 17-3	76,423
O 10	# Colorado (1/)	W, 59-0	76,169
O 17	# at Kansas State* (19/)	W, 49-3	45,915
O 24	# at Missouri (15/19)	W, 6-0	72,001
O 31	# Kansas-HC (12/)	W, 31-15	76,208
N 7	# at Oklahoma St. (11/)	W, 54-7	48,500
N 14	# Iowa State (7/)	W, 31-7	76,258
N 21	# at Oklahoma (5/)	W, 37-14	74,807

**Orange Bowl (Miami, Fla.)**  
 J 1 Clemson<sup>A</sup> (4/1) L, 15-22 72,748  
**Final rankings:** 9th UPI, 11th AP  
 \*start of Nebraska's 348 consecutive weeks in the AP rankings

1982

**Tom Osborne, Coach**  
**Won 12, Lost 1, Tied 0**

**Big 8: Won 7, Lost 0, Tied 0, 1st**

Date	Opponent	Result	Attend.
S 11	Iowa (3/)	W, 42-7	76,013
S 18	New Mexico St. (3/)	W, 68-0	76,141
S 25	at Penn State (2/8)	L, 24-27	85,304
O 2	at Auburn (8/20)	W, 41-7	73,900
O 9	# at Colorado (7/)	W, 40-14	53,022
O 16	# Kansas St.-HC (6/)	W, 42-13	76,268
O 23	# Missouri (5/)	W, 23-19	76,406
O 30	# at Kansas (6/)	W, 52-0	50,190
N 6	# Oklahoma St. (6/)	W, 48-10	76,387
N 13	# at Iowa State (4/)	W, 48-10	52,887
N 26	# Oklahoma (3/11)	W, 28-24	76,398

D 4 at Hawaii<sup>A</sup> (3/) W, 37-16 46,876  
**Orange Bowl (Miami, Fla.)**  
 J 1 LSU<sup>A</sup> (3/13) W, 21-20 54,407  
**Final rankings:** 3rd AP & UPI

1983

**Tom Osborne, Coach**  
**Won 12, Lost 1, Tied 0**

**Big 8: Won 7, Lost 0, Tied 0, 1st**

Date	Opponent	Result	Attend.
A 29	\$ vs. Penn State <sup>A</sup> (1/4)	W, 44-6	71,123
S 10	Wyoming (1/)	W, 56-20	76,016
S 17	at Minnesota <sup>A+</sup> (1/)	W, 84-13	62,687
S 24	UCLA (1/)	W, 42-10	76,510
O 1	Syracuse (1/)	W, 63-7	76,382
O 8	# at Oklahoma St. (1/)	W, 14-10	49,600
O 15	# at Missouri (1/)	W, 34-13	72,348
O 22	# Colorado-HC (1/)	W, 69-19	76,268
O 29	# at Kansas State (1/)	W, 51-25	44,150
N 5	# Iowa State (1/)	W, 72-29	76,326
N 12	# Kansas (1/)	W, 67-13	76,503
N 26	# at Oklahoma (1/)	W, 28-21	75,008

**Orange Bowl (Miami, Fla.)**  
 J 2 Miami<sup>A</sup> (1/5) L, 30-31 72,529  
**Final rankings:** 2nd AP & UPI  
 \$-Kickoff Classic (East Rutherford, N.J.)

1984

**Tom Osborne, Coach**  
**Won 10, Lost 2, Tied 0**

**Big 8: Won 6, Lost 1, Tied 0, 1st-tie**

Date	Opponent	Result	Attend.
S 8	Wyoming (2/)	W, 42-7	76,125
S 15	Minnesota (1/)	W, 38-7	76,077
S 22	at UCLA (1/*)	W, 42-3	71,355
S 29	at Syracuse+ (1/)	L, 9-17	47,280
O 6	# Okla. St.-HC (8/9)	W, 17-3	76,368
O 13	# Missouri (6/)	W, 33-23	76,319
O 20	# at Colorado (5/)	W, 24-7	52,124
O 27	# Kansas State (4/)	W, 62-14	76,068
N 3	# at Iowa State (3/)	W, 44-0	52,919
N 10	# at Kansas (2/)	W, 41-7	52,000
N 17	# Oklahoma (1/4)	L, 7-17	76,323

**Sugar Bowl (New Orleans, La.)**  
 J 1 LSU<sup>A+</sup> (4/12) W, 28-10 75,608  
**Final rankings:** 3rd UPI, 4th AP

1985

**Tom Osborne, Coach**  
**Won 9, Lost 3, Tied 0**

**Big 8: Won 6, Lost 1, Tied 0, 2nd**

Date	Opponent	Result	Attend.
S 7	Florida State (10/17)	L, 13-17	75,943
S 21	Illinois (18/)	W, 52-25	76,149
S 28	Oregon (16/)	W, 63-0	75,947
O 5	New Mexico (13/)	W, 38-7	75,902
O 12	# at Okla. St. <sup>A</sup> (9/5)	W, 34-24	50,400
O 19	# at Missouri (7/)	W, 28-20	62,733
O 26	# Colorado-HC (5/)	W, 17-7	76,014
N 2	# at Kansas State (5/)	W, 41-3	41,200
N 9	# Iowa State (3/)	W, 49-0	75,920
N 16	# Kansas (2/)	W, 56-6	75,863
N 23	# at Oklahoma (2/5)	L, 7-27	75,004

**Sunkist Fiesta Bowl (Tempe, Ariz.)**  
 J 1 Michigan (7/5) L, 23-27 72,454  
**Final rankings:** 10th UPI, 11th AP

1986

**Tom Osborne, Coach**  
**Won 10, Lost 2, Tied 0**

**Big 8: Won 5, Lost 2, Tied 0, 3rd**

Date	Opponent	Result	Attend.
S 6	Florida St. <sup>A*</sup> (8/11)	W, 34-17	75,865
S 20	at Illinois <sup>A</sup> (6/)	W, 59-14	75,865
S 27	Oregon (4/)	W, 48-14	76,185
O 4	at South Carolina (3/)	W, 27-24	73,109
O 11	# Okla. St. <sup>A</sup> -HC (3/)	W, 30-10	76,041
O 18	# Missouri (3/)	W, 48-17	76,005
O 25	# at Colorado (3/)	L, 10-20	52,440
N 1	# Kansas State (9/)	W, 38-0	75,893
N 8	# at Iowa State (7/)	W, 35-14	48,007
N 15	# at Kansas (6/)	W, 70-0	48,800
N 22	# Oklahoma (5/3)	L, 17-20	76,198

**USF&G Sugar Bowl (New Orleans, La.)**

J 1 LSU+ (6/5) W, 30-15 76,234

Final rankings: 4th UPI, 5th AP

\*-start of NU's 20-game season-opening winning streak

**1987**

Tom Osborne, Coach

Won 10, Lost 2, Tied 0

Big 8: Won 6, Lost 1, Tied 0, 2nd

Date	Opponent	Result	Attend.
S 5	Utah State (2/)	W, 56-12	75,910
S 12	UCLA (2/3)	W, 42-33	76,313
S 26	at Arizona St. (2/12)	W, 35-28	71,264
O 3	South Carolina (2/)	W, 30-21	76,061
O 10	# Kansas (2/)	W, 54-2	76,053
O 17	# at Okla. St. (2/12)	W, 35-0	54,440
O 24	# Kansas St.-HC (2/)	W, 56-3	76,106
O 31	# at Missouri (2/)	W, 42-7	55,594
N 7	# Iowa State (2/)	W, 42-3	76,001
N 21	# Oklahoma (1/2)	L, 7-17	76,663
N 28	# at Colorado (5/)	W, 24-7	52,026

**Sunkist Fiesta Bowl (Tempe, Ariz.)**

J 1 at Florida State (5/3) L, 28-31 72,112

Final rankings: 6th AP & UPI

**1988**

Tom Osborne, Coach

Won 11, Lost 2, Tied 0

Big 8: Won 7, Lost 0, Tied 0, 1st

Date	Opponent	Result	Attend.
A 27	\$ Texas A&M* (2/10)	W, 23-14	58,162
S 3	Utah State (2/)	W, 63-13	76,233
S 10	at UCLA (2/5)	L, 28-41	84,086
S 24	Arizona State* (9/)	W, 47-16	76,312
O 1	UNLV (9/)	W, 48-6	76,398
O 8	# at Kansas (9/)	W, 63-10	32,500
O 15	# Okla. St.-HC (7/10)	W, 63-42	76,432
O 22	# at Kansas State (5/)	W, 48-3	35,000
O 29	# Missouri (5/)	W, 26-18	76,316
N 5	# at Iowa State (7/)	W, 51-16	35,000
N 12	# Colorado (7/19)	W, 7-0	76,359
N 19	# at Oklahoma (7/9)	W, 7-3	75,004

**Orange Bowl (Miami, Fla.)**

J 2 Miami\* (6/2) L, 3-23 79,480

Final rankings: 10th AP & UPI

\$-Kickoff Classic (East Rutherford, N.J.)

**1989**

Tom Osborne, Coach

Won 10, Lost 2, Tied 0

Big 8: Won 6, Lost 1, Tied 0, 2nd

Date	Opponent	Result	Attend.
S 9	No. Illinois (4/)	W, 48-17	76,194
S 16	Utah (4/)	W, 42-30	76,333
S 23	at Minnesota** (3/)	W, 48-0	58,368
S 30	Oregon State (3/)	W, 35-7	76,290
O 7	# Kansas State (4/)	W, 58-7	76,265
O 14	# at Missouri (4/)	W, 50-7	55,620
O 21	# at Oklahoma St. (4/)	W, 48-23	40,000
O 28	# Iowa State-HC (4/)	W, 49-17	76,371
N 4	# at Colorado (3/2)	L, 21-27	52,877
N 11	# Kansas (6/)	W, 51-14	76,232
N 18	# Oklahoma (6/)	W, 42-25	76,404

**Sunkist Fiesta Bowl (Tempe, Ariz.)**

J 1 Florida State (6/5) L, 17-41 73,953

Final rankings: 11th AP, 12th UPI

**1990**

Tom Osborne, Coach

Won 9, Lost 3, Tied 0

Big 8: Won 5, Lost 2, Tied 0, 3rd

Date	Opponent	Result	Attend.
S 1	Baylor* (7/)	W, 13-0	76,184
S 8	No. Illinois (10/)	W, 60-14	76,043
S 22	Minnesota (8/)	W, 56-0	76,354
S 29	Oregon State (8/)	W, 31-7	76,061
O 6	# at Kansas State (8/)	W, 45-8	35,757
O 13	# Missouri-HC (7/)	W, 69-21	76,317
O 20	# Oklahoma St. (4/)	W, 31-3	76,251
O 27	# at Iowa State (4/)	W, 45-13	54,475
N 3	# Colorado (3/9)	L, 12-27	76,464
N 10	# at Kansas (13/)	W, 41-9	36,000
N 23	# at Oklahoma (10/)	L, 10-45	74,910

**Florida Citrus Bowl (Orlando, Fla.)**

J 1 Georgia Tech (19/2) L 21-45 72,328

Final rankings: 17th-tie UPI, 24th AP

**1991**

Tom Osborne, Coach

Won 9, Lost 2, Tied 1

Big 8: Won 6, Lost 0, Tied 1, 1st-tie

Date	Opponent	Result	Attend.
S 7	Utah State* (14/)	W, 59-28	76,115
S 14	Colorado St. (13/)	W, 71-14	76,379
S 21	Washington* (9/4)	L, 21-36	76,304
S 28	at Arizona St.* (16/24)	W, 18-9	72,812
O 12	# at Oklahoma St. (14/)	W, 49-15	30,150
O 19	# Kansas St.-HC (9/)	W, 38-31	76,209
O 26	# Missouri (9/)	W, 63-6	76,244
N 2	# at Colorado* (9/15)	T, 19-19	52,319
N 9	# at Kansas (11/)	W, 59-23	40,000
N 16	# Iowa State (11/)	W, 38-13	76,078
N 29	# Oklahoma (11/19)	W, 19-14	76,386

**Federal Express Orange Bowl (Miami, Fla.)**

J 1 Miami\* (11/1) L, 0-22 77,747

Final rankings: 15th AP, 16th CNN/USA Today Coaches

\*-game suspended 19 minutes in first half by lightning

**1992**

Tom Osborne, Coach

Won 9, Lost 3, Tied 0

Big 8: Won 6, Lost 1, Tied 0, 1st

Date	Opponent	Result	Attend.
S 5	Utah (11/)	W, 49-22	76,234
S 12	Mid. Tenn. St. (11/)	W, 48-7	76,184
S 19	at Washington* (12/2)	L, 14-29	73,333
S 26	Arizona State (15/)	W, 45-24	76,138
O 10	# Oklahoma St. (15/)	W, 55-0	76,116
O 24	# at Missouri (8/)	W, 34-24	53,337
O 31	# Colorado-HC (8t/8t)	W, 52-7	76,287
N 7	# Kansas* (7/13)	W, 49-7	76,165
N 14	# at Iowa State (7/)	L, 10-19	42,008
N 27	# at Oklahoma (12/)	W, 33-9	69,770
D 5	# vs. Kansas St.* (11/)	W, 38-24	50,000

**Federal Express Orange Bowl (Miami, Fla.)**

J 1 Florida State\* (11/3) L, 14-27 57,327

Final rankings: 14th AP, 14th UPI, 14th CNN/USA Today Coaches

\*-game played in Tokyo, Japan

**1993**

Tom Osborne, Coach

Won 11, Lost 1, Tied 0

Big 8: Won 7, Lost 0, Tied 0, 1st

Date	Opponent	Result	Attend.
S 4	North Texas (9/)	W, 76-14	75,614
S 11	Texas Tech (9/)	W, 50-27	75,771
S 18	at UCLA (8/)	W, 14-13	50,299
S 25	Colorado State (6/)	W, 48-13	75,625
O 7	# at Oklahoma St.* (7/)	W, 27-13	35,580
O 16	# Kansas St.-HC (6/)	W, 45-28	75,721
O 23	# Missouri (5/)	W, 49-7	75,574
O 30	# at Colorado (6/20)	W, 21-17	52,277
N 6	# at Kansas (6/)	W, 21-20	47,500
N 13	# Iowa State (4/)	W, 49-17	75,513
N 26	# Oklahoma (2/16)	W, 21-7	75,674

**Federal Express Orange Bowl (Miami, Fla.)**

J 1 Florida State\* (2/1) L, 16-18 81,536

Final rankings: 3rd AP, 3rd UPI, 3rd CNN/USA Today Coaches

**1994 National Champions**

Tom Osborne, Coach

Won 13, Lost 0, Tied 0

Big 8: Won 7, Lost 0, Tied 0, 1st

Date	Opponent	Result	Attend.
A 28	\$ vs. West Virginia (4/24)	W, 31-0	58,233
S 8	at Texas Tech* (1/)	W, 42-16	32,768
S 17	UCLA (2/13)	W, 49-21	75,687
S 24	Pacific (2/)	W, 70-21	75,273
O 1	Wyoming (2/)	W, 42-32	75,333
O 8	# Oklahoma St. (2/)	W, 32-3	75,434
O 15	# at Kansas State (2/16)	W, 17-6	42,817
O 22	# at Missouri (3/)	W, 42-7	50,537
O 29	# Colorado-HC* (3/2)	W, 24-7	76,131
N 5	# Kansas (1/)	W, 45-17	75,543
N 12	# at Iowa State (1/)	W, 28-12	45,186
N 25	# at Oklahoma (1/)	W, 13-3	70,216

**FedEx Orange Bowl (Miami, Fla.)**

J 1 Miami\* (1/3) W, 24-17 81,753

Final rankings: 1st AP, 1st CNN/USA Today Coaches

%-Nebraska's 200th consecutive sellout

\$-Kickoff Classic

@-ESPN GameDay Pregame Show at Memorial Stadium

**1995 National Champions**

Tom Osborne, Coach

Won 12, Lost 0, Tied 0

Big 8: Won 7, Lost 0, Tied 0, 1st

Date	Opponent	Result	Attend.
A 31	# at Oklahoma St.* (2/)	W, 64-21	42,100
S 9	at Michigan St. (2/)	W, 50-10	73,891
S 16	Arizona State (2/)	W, 77-28	75,418
S 23	Pacific (2/)	W, 49-7	75,630
S 30	Washington St. (2/)	W, 35-21	75,777
O 14	# Missouri (2/)	W, 57-0	75,552
O 21	# Kansas St.-HC (2/8)	W, 49-25	76,072
O 28	# at Colorado (2/7)	W, 44-21	54,063
N 4	# Iowa State (1/)	W, 73-14	75,505
N 11	# at Kansas (1/10)	W, 41-3	53,300
N 24	# Oklahoma (1/)	W, 37-0	75,662

**Tostitos Fiesta Bowl (Tempe, Fla.)**

J 2 at Florida\* (1/2) W, 62-24 79,864

Final rankings: 1st AP, 1st CNN/USA Today Coaches

**1996**

Tom Osborne, Coach

Won 11, Lost 2

Big 12: Won 8, Lost 0

1st North; Big 12 Runner-up

Date	Opponent	Result	Attend.
S 7	Michigan St. (1/)	W, 55-14	75,590
S 21	at Arizona St.* (1/17)	L, 0-19	74,089
S 28	Colorado St. (8/)	W, 65-9	75,575
O 5	# at Kansas State (7/16)	W, 39-3	43,916
O 12	# Baylor-HC (5/)	W, 49-0	75,478
O 19	# at Texas Tech (5/)	W, 24-10	51,344
O 26	# Kansas** (5/)	W, 63-7	75,158
N 2	# at Oklahoma (5/)	W, 73-21	75,004
N 9	# Missouri (5/)	W, 51-7	75,133
N 16	# at Iowa State (5/)	W, 49-14	47,850
N 29	# Colorado (4/5)	W, 17-12	75,695

**Big 12 Championship Game (St. Louis, Mo.)**

D 7 Texas+ (3/)

L, 27-37 63,109

**FedEx Orange Bowl (Miami, Fla.)**

D 31 Virginia Tech\* (6/10) W, 41-21 51,212

Final rankings: 6th AP, 6th CNN/USA Today Coaches

\*-lighting problems delayed kickoff seven minutes

**1997 National Champions**

Tom Osborne, Coach

Won 13, Lost 0

Big 12: Won 8, Lost 0

1st North; Big 12 Champion

Date	Opponent	Result	Attend.
A 30	Akron (6/)	W, 59-14	75,124
S 13	Central Florida (6/)	W, 38-24	75,327
S 20	at Washington (7/2)	W, 27-14	74,023
O 4	# Kansas State* (3/17)	W, 56-26	75,856
O 11	# at Baylor* (3/)	W, 49-21	38,175
O 18	# Texas Tech-HC (2/)	W, 29-0	75,764
O 25	# at Kansas* (1/)	W, 35-0	42,000
N 1	# Oklahoma (1/)	W, 69-7	75,926
N 8	# at Missouri (1/)	W, 45-38-ot	66,846
N 15	# Iowa State (3/)	W, 77-14	75,613
N 28	# at Colorado (2/)	W, 27-24	52,738

**Big 12 Championship Game (San Antonio, Texas)**

D 6 Texas A&M+ (2/14) W, 54-15 64,824

**FedEx Orange Bowl (Miami, Fla.)**

J 2 Tennessee\* (2/3) W, 42-17 72,385



### Coach Frank Solich (Nebraska, 1966) 58-19 (.753), 1998-03

Frank Solich was named Tom Osborne's successor on Dec. 10, 1997. Solich was a part of the NU coaching staff for 25 years. He guided NU to a 12-1 record, Big 12 Championship and No. 2 final ranking in the coaches poll

in 1999. In 2001, Solich led the Huskers to an 11-2 record and an appearance in the BCS title game in the Rose Bowl. In 2003, Solich coached Nebraska to a 9-3 regular-season record, but did not coach NU in the Alamo Bowl, as defensive coordinator Bo Pelini served as interim head coach. Originally from Cleveland, Ohio, Solich was a member of Bob Devaney's first recruiting class in 1962. As a fullback, Solich earned All-Big Eight honors in 1965 and was the first Husker to rush for 200 yards in a game.

### 1998

#### Frank Solich, Coach

#### Won 9, Lost 4

#### Big 12: Won 5, Lost 3, 2nd North

Date	Opponent	Result	Attend.
A 29	\$ Louisiana Tech (4/)	W, 56-27	76,021
S 5	UAB (4/)	W, 38-7	75,921
S 12	at California (4/)	W, 24-3	67,000
S 26	Washington@ (2/9)	W, 55-7	76,372
O 3	# vs. Oklahoma St.† (2/)	W, 24-17	79,555
O 10	# at Texas A&M (2/18)	L, 21-28	60,798
O 17	# Kansas-HC (8/)	W, 41-0	76,174
O 24	# Missouri (7/19)	W, 20-13	76,425
O 31	# Texas (7/)	L, 16-20	76,434
N 7	# at Iowa State (14/)	W, 42-7	45,817
N 14	# at Kansas State (11/2)	L, 30-40	44,298
N 27	# Colorado (14/)	W, 16-14	75,958

#### Culligan Holiday Bowl (San Diego, Calif.)

D 30 Arizona<sup>^</sup> (14/5) L, 20-23 65,354

Final rankings: 19th AP, 20th ESPN/USA Today/Coaches

\$-Eddie Robinson Classic

@-ESPN GameDay Pregame Show at Memorial Stadium

!-Arrowhead Stadium (Kansas City, Mo.)

### 1999

#### Frank Solich, Coach

#### Won 12, Lost 1

#### Big 12: Won 7, Lost 1

#### 1st North; Big 12 Champion

Date	Opponent	Result	Attend.
S 4	at Iowa <sup>*</sup> (5/)	W, 42-7	70,397
S 11	California (5/)	W, 45-0	77,617
S 18	Southern Miss (4t/)	W, 20-13	77,826
S 25	at Missouri <sup>^</sup> (6/)	W, 40-10	68,174
O 2	Oklahoma State (6/)	W, 38-14	77,740
O 9	Iowa State <sup>^</sup> -HC (4/)	W, 49-14	77,743
O 23	at Texas (3/18)	L, 20-24	84,012
O 30	at Kansas <sup>^</sup> (8t/)	W, 24-17	45,100
N 6	Texas A&M (9/21)	W, 37-0	77,705
N 13	Kansas State (7/5)	W, 41-15	77,744
N 26	at Colorado (3/)	W, 33-30-ot	52,496

#### Big 12 Championship Game (San Antonio, Texas)

D 4 Texas+ (3/12) W, 22-6 65,035

#### Fiesta Bowl (Tempe, Ariz.)

J 2 Tennessee<sup>^</sup> (3/6) W, 31-21 71,526

Final rankings: 3rd AP, 2nd ESPN/USA Today/Coaches

\*-start of NU's 54 consecutive weeks in the AP Top 10

### 2000

#### Frank Solich, Coach

#### Won 10, Lost 2

#### Big 12: Won 6, Lost 2, 2nd North

Date	Opponent	Result	Attend.
S 2	San Jose State (1/)	W, 49-13	77,728
S 9	at Notre Dame (1/23)	W, 27-24-ot	80,232
S 23	Iowa (1/)	W, 42-13	78,070
S 30	# Missouri (1/)	W, 42-24	77,774
O 7	# at Iowa State (2/)	W, 49-27	50,074
O 14	# at Texas Tech <sup>^</sup> (1/)	W, 56-3	48,961
O 21	# Baylor (1/)	W, 59-0	77,959

O 28	# at Oklahoma (1/3)	L, 14-31	75,989
N 4	# Kansas-HC (5/)	W, 56-17	78,096
N 11	# at Kansas State <sup>^</sup> (4/16)	L, 28-29	53,811
N 24	# Colorado (10/)	W, 34-32	77,672
<b>Alamo Bowl (San Antonio, Texas)</b>			
D 30	Northwestern <sup>^</sup> + (9/18)	W, 66-17	60,028
Final rankings: 8th AP, 7th ESPN/USA Today/Coaches			

### 2001

#### Frank Solich, Coach

#### Won 11, Lost 2

#### Big 12: Won 7, Lost 1, 1st-tie North

Date	Opponent	Result	Attend.
A 25	\$ Texas Christian (4/-)	W, 21-7	77,473
S 1	Troy State (5/)	W, 42-14	77,812
S 8	Notre Dame <sup>^</sup> @ (5/17)	W, 27-10	78,118
S 20	Rice <sup>^</sup> * (4/)	W, 48-3	77,344
S 29	# at Missouri (4/)	W, 36-3	64,204
O 6	# Iowa State <sup>^</sup> (4/)	W, 48-14	78,002
O 13	# at Baylor! (4/)	W, 48-7	38,102
O 20	# Texas Tech-HC <sup>^</sup> (3/)	W, 41-31	77,838
O 27	# Oklahoma@ (3/2)	W, 20-10	78,031
N 3	# at Kansas <sup>^</sup> (2/)	W, 51-7	50,750
N 10	# Kansas State (2/)	W, 31-21	77,818
N 23	# at Colorado (2/14)	L, 36-62	53,790

#### Rose Bowl (Pasadena, Calif.)

J 3 Miami<sup>^</sup> (4/1) L, 14-37 93,781

Final rankings: 8th AP, 7th ESPN/USA Today/Coaches

\$-Pigskin Classic

@-ESPN GameDay Pregame Show at Memorial Stadium

\*-game originally scheduled for Sat., Sept. 15, but moved to

Thursday, Sept. 20, because of national tragedy of Sept. 11

!-game suspended for 36 minutes in first half by lightning

### 2002

#### Frank Solich, Coach

#### Won 7, Lost 7

#### Big 12: Won 3, Lost 5, 4th North

Date	Opponent	Result	Attend.
A 24	\$ Arizona State <sup>^</sup> (10/)	W, 48-10	77,779
A 31	Troy State <sup>^</sup> (9/)	W, 31-16	77,831
S 7	Utah State <sup>^</sup> (9/)	W, 44-13	78,176
S 14	at Penn State* (8/)	L, 7-40	110,753**
S 28	# at Iowa State** (20/19)	L, 14-36	51,888
O 5	McNeese State (/)	W, 38-14	77,192
O 12	# Missouri (/)	W, 24-13	78,014
O 19	# at Oklahoma State (/)	L, 21-24	45,017
O 26	# at Texas A&M <sup>^</sup> (/)	W, 38-31	81,054
N 2	# Texas <sup>^</sup> (7/)	L, 24-27	78,268&&
N 9	# Kansas-HC (/)	W, 45-7	77,351
N 16	# at Kansas State (/11)	L, 13-49	52,221
N 29	# Colorado (/13)	L, 13-28	77,804
<b>Independence Bowl (Shreveport, La.)</b>			
D 27	Mississippi (/)	L, 23-27	46,096

Final rankings: none  
 \$-Black Coaches Association (BCA) Classic  
 &-Memorial Stadium attendance record  
 %-Largest crowd to ever see NU play

### 2003

#### Frank Solich, Coach\*

#### Won 10, Lost 3

#### Big 12: Won 5, Lost 3, 2nd North

Date	Opponent	Result	Attend.
A 30	# Oklahoma State (/24)	W, 17-7	78,058
S 6	Utah State (23/)	W, 31-7	77,284
S 13	Penn State <sup>^</sup> (18/)	W, 18-10	78,008
S 25	# at Southern Miss <sup>^</sup> (15/)	W, 38-14	36,125
O 4	Troy State (12/)	W, 30-0	77,825
O 11	# at Missouri <sup>^</sup> (10/)	L, 24-41	68,349
O 18	# Texas A&M-HC (18/)	W, 48-12	77,604
O 25	# Iowa State (14/)	W, 28-0	77,483
N 1	# at Texas (12/16)	L, 7-31	83,308
N 8	# at Kansas (19/)	W, 24-3	50,107
N 15	# Kansas State (18/)	L, 9-38	78,014
N 28	# at Colorado (25/)	W, 31-22	53,444

#### Alamo Bowl (San Antonio, Texas)

D 29 Michigan St.<sup>^</sup>+ (22/)

Final rankings: 19th AP, 18th ESPN/USA Today/Coaches  
 \*-Solich coached Nebraska to a 9-3 regular-season record, before defensive coordinator Bo Pelini served as interim head coach in the Alamo Bowl

### Key

#-Conference Games    HC-Homecoming  
 ^-night game    +-indoor game



### Coach Bill Callahan (Illinois Benedictine, 1978) 22-15 (.595), 2004-present

Bill Callahan came to Nebraska less than one year after leading the Oakland Raiders to Super Bowl XXXVII. The 27th head coach in Nebraska football history, Callahan became one of just five coaches in history

to return to college football after leading an NFL to the Super Bowl. He also led the Raiders to the 2002 AFC title in his rookie season as an NFL head coach. Callahan led Nebraska's conversion from an option-based rushing attack to the West Coast Offense. Along with his NFL experience, Callahan spent 12 seasons in the Big Ten at Illinois and Wisconsin under former Husker Barry Alvarez. During his time in the Big Ten, Callahan earned a reputation as one of the top recruiters of all time, as named by Tom Lemming.

### 2004

#### Bill Callahan, Coach

#### Won 5, Lost 6

#### Big 12: Won 3, Lost 5, 3rd North

Date	Opponent	Result	Attend.
S 4	Western Illinois <sup>^</sup>	W, 56-17	77,471
S 11	Southern Miss	L, 17-21	77,887
S 18	# Baylor	W, 24-17	40,133
O 2	# Kansas <sup>^</sup>	W, 14-8	77,637
O 9	# at Texas Tech <sup>^</sup>	L, 10-70	52,594
O 16	# Baylor	W, 59-27	77,881
O 23	# at Kansas State	L, 21-45	52,234
O 30	# Missouri	W, 24-3	77,616
N 6	# at Iowa State	L, 27-34	45,022
N 13	# at Oklahoma <sup>^</sup> (2)	L, 3-30	84,916
N 26	# Colorado	L, 20-26	77,661

Final rankings: none

### 2005

#### Bill Callahan, Coach

#### Won 8, Lost 4

#### Big 12: Won 4, Lost 4, tie-2nd North

Date	Opponent	Result	Attend.
S 3	Maine <sup>^</sup>	W, 25-7	77,469
S 10	Wake Forest <sup>^</sup>	W, 31-3	77,380
S 17	Pittsburgh	W, 7-6	77,336
O 1	# Iowa State (/23)	W, 27-20 (2ot)	77,433
O 8	# Texas Tech (/15)	L, 31-34	77,580
O 15	# at Baylor <sup>^</sup>	W, 23-14	40,857
O 22	# at Missouri	L, 24-41	60,641
O 29	# Oklahoma	L, 24-31	77,438
N 5	# at Kansas	L, 15-40	51,750
N 12	# Kansas State	W, 27-25	77,761
N 25	# at Colorado	W, 30-3	54,831

#### Alamo Bowl (San Antonio, Texas)

D 29 Michigan<sup>^</sup> (/20) W, 32-28 62,000

Final rankings: 24th AP, 24th USA Today/Coaches

### 2006

#### Bill Callahan, Coach

#### Won 9, Lost 5

#### Big 12: Won 6, Lost 2

#### 1st North; Big 12 Runner-up

Date	Opponent	Result	Attend.
S 2	Louisiana Tech	W, 49-10	85,181
S 9	Nicholls State (21/)	W, 56-7	84,076
S 16	at USC <sup>^</sup> (19/4)	L, 10-28	92,000
S 23	Troy <sup>^</sup> (23/)	W, 56-0	84,799
S 30	# Kansas <sup>^</sup> (23/)	W, 39-32 (ot)	85,069
O 7	# at Iowa State <sup>^</sup> (22/)	W, 28-14	55,338
O 14	# at Kansas State <sup>^</sup> (21/)	W, 21-3	50,723
O 21	# Texas (17/5)	L, 20-22	85,187
O 28	# at Oklahoma State (20/)	L, 29-41	40,108
N 4	# Missouri (/25)	W, 34-20	85,197
N 11	# at Texas A&M (/24)	W, 28-27	83,336
N 24	# Colorado (19/)	W, 37-14	85,800

#### Big 12 Championship Game (Kansas City, Mo.)

D 2 Oklahoma<sup>^</sup> (/19/8) L, 7-21 80,031

#### Cotton Bowl (Dallas, Texas)

J 1 Auburn (22/10) L, 14-17 66,777

Final rankings: none