

Mike Rozier, I-Back (4,780 yards)



Andra Franklin, Fullback (1,738 yards)



Eric Crouch, Quarterback (3,434 yards)

1,000-Yard Career Rushers

(Totals do not include bowl games from 1946 to 2001. The NCAA began including bowl games in statistics in 2002. 100G indicates career 100-yard rushing games including bowl performances.)

Player, Position, Years	Att.	Gain	Loss	Net	Avg.	TD	100G
1. Mike Rozier, IB, 1981-82-83	668	4,837	57	4,780	7.16	49	26
2. Ahman Green, IB, 1995-96-97	574	3,989	109	3,880	6.76	42	20
3. Eric Crouch, QB, 1998-99-00-01	648	3,950	516	3,434	5.30	59	17
4. Roy Helu Jr., IB, 2007-08-09-10	578	3,536	132	3,404	5.89	28	10
5. Rex Burkhead, IB, 2009-10-11-12	635	3,441	112	3,329	5.24	30	13
6. Calvin Jones, IB, 1991-92-93	461	3,215	62	3,153	6.84	40	16
7. Ken Clark, IB, 1987-88-89	494	3,112	75	3,037	6.15	29	12
8. Ameer Abdullah, IB, 2011-12-13-present	549	3,087	110	2,977	5.42	20	17
9. Taylor Martinez, QB, 2010-11-12-13	585	3,747	767	2,975	5.09	31	13
10. I.M. Hipp, IB, 1977-78-79	495	2,913	99	2,814	5.68	21	10
11. Lawrence Phillips, IB, 1993-94-95	449	2,886	109	2,777	6.18	30	15
12. Dahrran Diedrick, IB, 1999-00-01-02	502	2,837	92	2,745	5.47	26	8
13. Cory Ross, IB, 2002-03-04-05	597	2,877	134	2,743	4.59	17	12
14. Derek Brown, IB, 1990-91-92	458	2,784	85	2,699	5.89	23	12
15. Jammal Lord, QB, 2000-01-02-03	516	3,118	545	2,573	4.99	24	8
16. Correll Buckhalter, IB, 1997-98-99-00	413	2,587	65	2,522	6.11	27	11
17. Keith Jones, IB, 1984-85-86-87	398	2,577	89	2,488	6.25	32	10
18. Dan Alexander, IB, 1997-98-99-00	402	2,532	76	2,456	6.11	20	14
19. Rick Berns, IB, 1976-77-78	440	2,478	29	2,449	5.57	28	9
20. Roger Craig, IB, 1979-80-81-82	407	2,493	47	2,446	6.01	26	7
21. Marlon Lucky, IB, 2005-06-07-08	515	2,508	115	2,393	4.65	22	8
22. Jeff Kinney, HB, 1969-70-71	545	2,295	51	2,244	4.12	29	6
23. Doug DuBose, IB, 1982-84-85	362	2,250	45	2,205	6.09	16	14
24. Bobby Reynolds, HB, 1950-51-52	378	2,386	190	2,196	5.81	24	9
25. Jarvis Redwine, IB, 1979-80	304	2,213	52	2,161	7.11	17	10
26. Tony Davis, IB/FB, 1973-74-75	501	2,195	42	2,153	4.30	17	7
27. Steve Taylor, QB, 1985-86-87-88	431	2,560	435	2,125	4.93	32	6
28. Monte Anthony, IB, 1974-75-76-77	463	2,126	49	2,077	4.49	18	5
29. Jeff Smith, IB, 1980-82-83-84	315	2,014	22	1,992	6.32	19	5
30. Joe Orduna, HB, 1967-68-70	489	2,070	102	1,968	4.02	26	4
31. Tommie Frazier, QB, 1992-93-94-95	367	2,231	276	1,955	5.33	36	3
32. Andra Franklin, FB, 1977-78-79-80	324	1,753	15	1,738	5.36	10	3
33. Leodis Flowers, IB, 1988-89-90	247	1,668	33	1,635	6.62	18	7
34. Harry Wilson, HB, 1964-65-66	318	1,683	73	1,610	5.06	10	3
35. Damon Benning, IB, 1993-94-95-96	270	1,623	61	1,562	5.79	20	3
36. Scott Frost, QB, 1996-97	302	1,778	245	1,533	5.08	28	3
37. Bob Smith, HB, 1952-53-54	316	1,595	70	1,525	4.83	9	4
38. Dick Davis, FB, 1966-67-68	349	1,564	87	1,477	4.23	4	3
39. Joel Makovicka, FB, 1995-96-97-98	247	1,458	11	1,447	5.86	13	2
40. Brandon Jackson, IB, 2004-05-06	291	1,475	44	1,431	4.92	14	4
41. Tom Rathman, FB, 1981-83-84-85	220	1,429	4	1,425	6.48	12	4
42. John O'Leary, IB, 1973-74-75	293	1,461	37	1,424	4.86	14	2
43. Tyreese Knox, IB, 1985-86-87-88	209	1,391	33	1,358	6.50	12	6
44. Bill Thornton, FB/HB, 1960-61-62	295	1,388	60	1,328	4.50	12	3
45. Turner Gill, QB, 1980-81-82-83	290	1,593	276	1,317	4.54	18	1
46. Craig Johnson, IB, 1978-79-80	203	1,293	20	1,273	6.27	18	6
47. Bill Mueller, HB, 1947-48-49-50	321	1,406	190	1,216	3.79	5	2
48. Gerry Gdowski, QB, 1987-88-89	152	1,281	70	1,211	7.97	17	3
49. Willie Greenlaw, HB, 1954-55-56	212	1,251	89	1,162	5.48	10	2
50. DeAngelo Evans, IB, 1996-98-99	224	1,182	40	1,142	5.10	18	5
51. Willie Ross, HB, 1961-62-63	226	1,188	63	1,125	4.98	8	2
52. David Horne, IB, 2002-03-04	246	1,188	64	1,124	4.57	11	4
53. Mickey Joseph, QB, 1988-89-90-91	180	1,198	107	1,091	6.06	16	1
54. Jerry Brown, FB, 1955-56-57	226	1,094	6	1,088	4.81	6	2
55. Paul Miles, IB, 1983-84-85	156	1,097	23	1,074	6.88	9	2
56. Bryan Carpenter, FB, 1987-88-89	170	1,069	5	1,064	6.26	7	1
57. Ben Gregory, HB, 1965-66-67	260	1,069	45	1,024	3.94	9	2
58. Frank Solich, FB, 1963-64-65	196	1,054	44	1,010	5.15	6	1
59. Lance Lewis, FB, 1988-90-91-92	163	1,012	4	1,008	6.18	6	0
60. Gary Dixon, HB, 1971-72	269	1,042	35	1,007	3.74	14	1



Taylor Martinez finished his Nebraska career with a school-record 7,258 passing yards.

1,000 Yard Career Passers


(Based on total passing yardage. Totals do not include bowl games from 1946 to 2001. The NCAA began including bowl games in statistics in 2002.)

Player	Years	Att.	Comp.	Pct.	INT	TD	Rating	Yards
1.	Taylor Martinez, QB, 2010-11-12-13	962	575	59.8	29	56	136.3	7,258
2.	Zac Taylor, 2005-06	821	470	57.2	20	45	130.3	5,850
3.	Joe Ganz, QB, 2006-07-08	585	381	65.1	18	44	157.4	5,125
4.	Dave Humm, QB, 1972-73-74	637	353	55.4	36	41	131.7	5,035
5.	Jerry Tagge, QB, 1969-70-71	581	348	59.9	19	32	139.5	4,704
6.	Eric Crouch, QB, 1998-99-00-01	606	312	51.5	25	29	121.1	4,481
7.	Tommie Frazier, QB, 1992-93-94-95	469	232	49.5	11	43	138.1	3,521
8.	Turner Gill, QB, 1980-81-82-83	428	231	54.0	11	34	140.1	3,317
9.	Vince Ferragamo, QB, 1975-76	389	224	57.6	13	32	147.7	3,224
10.	Jammal Lord, QB, 2000-01-02-03	404	193	47.8	22	18	110.8	2,848
11.	Steve Taylor, QB, 1985-86-87-88	404	184	45.5	24	30	116.7	2,815
12.	Scott Frost, QB, 1996-97	359	192	53.5	7	18	128.8	2,677
13.	Bob Churchich, QB, 1964-65-66	342	179	52.3	18	15	116.1	2,434
14.	Sam Keller, QB, 2007	325	205	63.1	10	14	133.7	2,422
15.	Tom Sorley, QB, 1976-77-78	256	148	57.8	13	15	140.2	2,230
16.	Zac Lee, QB, 2008-09	304	178	58.6	10	14	126.5	2,148
17.	Joe Dailey, QB, 2003-04	324	162	50.0	21	19	111.9	2,142
18.	Jeff Quinn, QB, 1978-79-80	254	147	57.9	11	18	138.9	2,005
19.	Brook Berringer, QB, 1992-93-94-95	231	137	59.3	6	12	135.6	1,769
20.	Frank Patrick, QB, 1967-68-69	300	143	47.7	18	8	93.7	1,760
21.	Dennis Claridge, QB, 1961-62-63	298	125	41.9	14	8	90.3	1,733
22.	John Bordogna, QB, 1951-52-53	271	113	41.7	20	6	84.4	1,618
23.	Keithen McCant, QB, 1989-90-91	172	99	57.6	9	13	146.3	1,486
24.	Van Brownson, QB, 1969-70-71	237	128	54.0	9	12	114.7	1,455
25.	Gerry Gdowski, QB, 1987-88-89	146	77	52.7	2	19	173.4	1,398
26.	Fran Nagle, QB, 1949-50	190	79	41.6	14	13	106.4	1,289
27.	Fred Duda, QB, 1963-64-65	202	84	41.6	16	8	87.1	1,161
28.	Mike Grant, QB, 1989-90-92	178	86	48.3	9	11	109.8	1,086

Career Receiving Yards

(Based on total yards. Totals do not include bowl games from 1946 to 2001. The NCAA began including bowl games in statistics in 2002.)

Player	Years	No.	Yards	Avg.	TD
1.	Johnny Rodgers, WB, 1970-71-72	143	2,479	17.3	25
2.	Nate Swift, WR, 2005-06-07-08	166	2,476	14.9	22
3.	Kenny Bell, WR, 2011-12-13-present	134	1,901	14.2	15
4.	Terrence Nunn, WR, 2004-05-06-07	136	1,762	12.9	11
5.	Todd Peterson, WR, 2005-06-07-08	108	1,602	14.8	13
6.	Niles Paul, WR, 2007-08-09-10	103	1,532	14.9	5
7.	Quincy Enunwa, WR, 2010-11-12-13	115	1,526	13.3	15
8.	Matt Davison, SE, 1997-98-99-00	93	1,456	15.7	6
9.	Maurice Purify, WR, 2006-07	91	1,444	15.9	16
10.	Marlon Lucky, IB, 2005-06-07-08	135	1,379	10.2	4
11.	Matt Herian, TE, 2002-03-04-06	65	1,243	19.1	12
12.	Irving Fryar, WB, 1981-82-83	67	1,196	17.9	11
13.	Guy Ingles, SE, 1968-69-70	74	1,157	15.6	11
14.	Tracey Wistrom, TE, 1998-99-00-01	58	1,150	19.8	10
15.	Todd Brown, SE, 1980-81-82	65	1,092	16.8	12
16.	Tim Smith, SE, 1977-78-79	72	1,089	15.1	3
17.	Bobby Thomas, SE, 1974-75-76	56	1,083	19.3	14
18.	Jon Bostick, SE, 1989-90-91	55	1,083	19.7	15
19.	Mike McNeill, TE, 2007-08-09-10	82	1,072	13.1	11
20.	Kyler Reed, TE, 2009-10-11-12	67	1,063	15.9	11
21.	Chuck Malito, SE, 1974-75-76	56	1,057	18.9	8
22.	Junior Miller, TE, 1977-78-79	55	1,045	19.0	12
23.	Ross Pilkington, WR, 2002-03-04	63	976	15.5	4
24.	Frantz Hardy, WR, 2005-06-07	54	971	17.9	7
25.	Wilson Thomas, SE, 1999-00-01-02	68	969	14.3	6




Kenny Bell ranks third on the Nebraska career receiving yardage list with 1,901 yards. He is 579 yards from establishing a Nebraska career receiving yardage record.


Career Receptions

(Based on total receptions. Totals do not include bowl games from 1946 to 2001. The NCAA began including bowl games in statistics in 2002.)


Player, Years	No.	Yards	Avg.	TD
1. Nate Swift, WR, 2005-06-07-08	166	2,476	14.9	22
2. Johnny Rodgers, WB, 1970-71-72	143	2,479	17.3	25
3. Terrence Nunn, WR, 2004-05-06-07	136	1,762	12.9	11
4. Marlon Lucky, IB, 2005-06-07-08	135	1,379	10.2	4
5. Kenny Bell, WR, 2010-11-12-present	134	1,901	14.2	15
6. Quincy Enunwa, WR, 2010-11-12-13	115	1,526	13.3	15
7. Todd Peterson, WR, 2005-06-07-08	108	1,602	14.8	13
8. Niles Paul, WR, 2007-08-09-10	103	1,532	14.9	5
9. Matt Davison, SE, 1997-98-99-00	93	1,456	15.7	6
10. Maurice Purify, WR, 2006-07	91	1,444	15.9	16
11. Jeff Kinney, HB, 1969-70-71	82	864	10.5	3
Mike McNeill, TE, 2007-08-09-10	82	1,072	13.1	11
13. Brandon Kinnie, WR, 2009-10-11	81	892	11.0	6
14. Guy Ingles, SE, 1968-69-70	74	1,157	15.6	11
15. Tim Smith, SE, 1977-78-79	72	1,089	15.1	3
16. Cory Ross, IB, 2002-03-04-05	71	729	10.3	5
17. Wilson Thomas, SE, 1999-00-01-02	68	969	14.3	6
18. Kyler Reed, TE, 2009-10-11-12	67	1,063	15.9	11
19. Irving Fryar, WB, 1981-82-83	67	1,196	17.9	11
20. Tom Penney, SE, 1966-67-68	66	926	14.0	2
21. Todd Brown, SE, 1980-81-82	65	1,092	16.8	12
Matt Herian, TE, 2002-03-04-06	65	1,243	19.1	12
23. Ross Pilkington, WR, 2002-03-04	63	976	15.5	4
24. Abdul Muhammad, WB, 1991-92-93-94	61	938	15.4	6
Jerry List, TE, 1970-71-72	61	901	14.8	5
Dennis Richnafsky, SE, 1965-66-67	61	676	11.1	5
27. Rex Burkhead, IB, 2009-10-11-12	60	507	8.5	5
Jamal Turner, WR, 2011-12-13-present	60	726	12.7	4
29. Tracey Wistrom, TE, 1998-99-00-01	58	1,150	19.8	10
30. Bobby Thomas, SE, 1974-75-76	56	1,083	19.3	14
Chuck Malito, SE, 1974-75-76	56	1,057	18.9	8
32. Jon Bostick, SE, 1989-90-91	55	1,083	19.7	15
Junior Miller, TE, 1977-78-79	55	1,045	19.0	12
34. Frantz Hardy, WR, 2005-06-07	54	971	17.9	7
Roy Helu Jr., IB, 2007-08-09-10	54	501	9.3	0
36. Jim McFarland, TE, 1968-69	53	625	11.8	4
Tony Davis, IB/FB, 1973-74-75	53	499	9.4	4
38. Ritch Bahe, WB, 1972-73-74	52	707	13.6	4
39. Ameer Abdullah, IB, 2011-12-13-present	51	421	8.3	4
40. Dave Shamblin, SE, 1973-74-75	50	871	17.4	4
41. Menelik Holt, WR, 2006-07-08-09	49	627	12.8	2
42. Mark LeFlore, WR, 2002-03-04-05	47	527	11.2	3
Freeman White, SE, 1963-64-65	47	820	17.4	8
Brendan Holbein, SE, 1993-94-95-96	47	592	12.6	7
45. Ken Spaeth, TE, 1975-76-77	46	616	13.4	6
46. Grant Mulkey, WR, 2003-04-05	45	515	11.4	2
Frosty Anderson, SE, 1971-72-73	45	898	20.0	13
Bobby Newcombe, WB, 1997-98-99-00	45	660	14.7	4
Morgan Gregory, SE, 1987-88-89	45	579	12.9	5
50. Jamie Williams, TE, 1980-81-82	44	516	11.7	7



Johnny Rodgers, Wingback, 143 receptions



Matt Davison, Split End, 93 receptions




Mike McNeill, Tight End/Wide Receiver, 82 receptions


Top 50 Career Scorers

(Totals do not include bowl games from 1946 to 2001. The NCAA began including bowl games in statistics in 2002.)


Player, Years	TD	PAT	2PAT	FG	TP
1. Alex Henery, PK, 2007-08-09-10	0	193-194	0	68-76	397
2. Kris Brown, PK, 1995-96-97-98	0	217-222	0	57-77	388
3. Eric Crouch, QB, 1998-99-00-01	61	0	1	0	368
4. Josh Brown, PK, 1999-00-01-02	0	186-190	0	43-62	315
5. Mike Rozier, IB, 1981-82-83	52	0	0	0	312
6. Ahman Green, IB, 1995-96-97	45	0	0	0	270
7. Johnny Rodgers, WB, 1970-71-72	44	0	0	0	264
8. Calvin Jones, IB, 1991-92-93	42	0	0	0	252
9. Tommie Frazier, QB, 1992-93-94-95	36	0	3	0	222
Byron Bennett, PK, 1990-91-92-93	0	150-156	0	24-39	222
11. Brett Maher, PK/P, 2009-10-11-12	0	102-103	0	39-50	219
12. Bobby Reynolds, HB/PK, 1950-51-52	28	40-49	0	1-2	211
13. Rex Burkhead, IB, 2009-10-11-12	35	0-0	0	0-0	210
14. Gregg Barrios, PK, 1986-88-89-90	0	127-129	0	26-35	205
15. Rich Sanger, PK, 1971-72-73	0	149-161	0	18-35	203
16. Keith Jones, IB, 1984-85-86-87	33	0	1	0	200
17. Kevin Seibel, PK, 1980-81-82	0	151-156	0	16-30	199
18. Dale Klein, PK, 1984-85-86	0	115-118	0	27-41	196
19. Steve Taylor, QB, 1985-86-87-88	32	0	1	0	194
Jeff Kinney, HB, 1969-70-71	32	0	1	0	194
21. Taylor Martinez, QB, 2010-11-12-13	31	0	1	0	188
22. Lawrence Phillips, IB, 1993-94-95	30	0	0	0	180
Rick Berns, IB/FB, 1976-77-78	30	0	0	0	180
24. Ken Clark, IB, 1987-88-89	29	0	1	0	176
25. Scott Frost, QB, 1996-97	28	0	0	0	168
Roy Helu Jr., RB, 2007-08-09-10	28	0	0	0	168
27. Joe Orduna, HB, 1967-68-69	27	0	1	0	164
28. Correll Buckhalter, IB, 1997-98-99-00	27	0	0	0	162
29. Marlon Lucky, IB, 2005-06-07-08	26	0	1	0	158
Jordan Congdon, PK, 2005-06	0	86-88	0	24-30	158
31. Dahrran Diedrick, IB, 1999-00-01-02	26	0	0	0	156
Roger Craig, IB, 1980-81-82	26	0	0	0	156
Ameer Abdullah, IB, 2011-12-13-present	26	0	0	0	156
34. Paul Rogers, PK, 1968-69-70	0	89-96	0	20-47	149
35. Nate Swift, WR, 2005-06-07-08	23	0	3	0	144
Jammal Lord, QB, 2000-01-02-03	24	0	0	0	144
Derek Brown, IB, 1990-91-92	24	0	0	0	144
38. Jeff Smith, IB, 1982-83-84	23	0	1	0	140
39. Billy Todd, PK, 1977-78	0	70-71	0	22-34	136
40. Cory Ross, IB, 2002-03-04-05	22	0	0	0	132
41. Chris Drennan, PK, 1985-87-88-89	0	88-90	0	14-20	130
42. I.M. Hipp, IB, 1977-78-79	21	0	1	0	128
Tony Davis, IB/FB, 1973-74-75	21	0	1	0	128
44. Mike Coyle, PK, 1973-74-75	0	78-84	0	15-28	123
45. Dan Alexander, IB, 1997-98-99-00	20	0	0	0	120
Damon Benning, IB, 1993-94-95-96	20	0	0	0	120
47. Irving Fryar, WB, 1981-82-83	19	0	2	0	118
48. Bobby Newcombe, WB/QB, 1997-98-99-00	19	0	0	0	114
49. Kent McCloughan, HB, 1962-63-64	18	0	2	0	112
50. Marlon Lucky, IB, 2005-06-07-08	18	0	0	0	108
DeAngelo Evans, IB, 1996-98-99	18	0	0	0	108
Leodis Flowers, IB, 1988-89-90	18	0	0	0	108
Turner Gill, QB, 1980-81-82-83	18	0	0	0	108
Jarvis Redwine, IB, 1979-80	18	0	0	0	108
Monte Anthony, IB, 1973-74-75-76	18	0	0	0	108



Alex Henery, Place-kicker, 397 points



Eric Crouch, Quarterback, 368 points




Josh Brown, Place-kicker, 315 points

Career Tackle Leaders


(160 or more career tackles. Totals do not include bowl games from 1965 to 2001. The NCAA began including bowl games in statistics in 2002.)

Player, Years	UT	AT	TT	For Loss	Sacks
1. Barrett Ruud, MLB, 2001-02-03-04	218	214	432	50/120	8/48
2. Jerry Murtaugh, SLB, 1968-69-70	148	194	342	12/44	NA*
3. Mike Brown, ROV, 1996-97-98-99	137	150	287	17/57	2/20
4. Lavonte David, LB, 2010-11	149	136	285	28/124	11.5/96
5. Lee Kunz, SLB, 1976-77-78	119	157	276	10/19	NA*
6. Clete Pillen, LB, 1974-75-76	124	149	273	2/6	NA*
7. Steve Damkroger, SLB, 1979-80-81-82	157	112	269	20/93	2/15*
8. Ed Stewart, LB, 1991-92-93-94	111	146	257	18/77	9/56
9. Marc Munford, WLB, 1983-84-85-86	153	103	256	15/68	5/38
10. Jim Wightman, WLB, 1975-76-77	98	156	254	2/7	NA*
11. Trev Alberts, OLB, 1990-91-92-93	105	143	248	45/242	29.5/196
12. Will Compton, LB, 2009-10-11-12	101	146	247	15/50	5/38
13. Mike Knox, SLB, 1981-82-83-85	124	121	245	12/36	2/18
14. Broderick Thomas, OLB, 1985-86-87-88	143	99	242	39/216	22.5/149
15. Corey McKeon, LB, 2004-05-06-07	127	113	240	36/136	9/74
16. Wayne Meylan, MG, 1965-66-67	118	120	238	NA*	NA*
17. Jay Foreman, MLB, 1995-96-97-98	69	164	233	15/44	5/30
18. Carlos Polk, MLB, 1997-98-99-00	93	134	227	32/134	10/88
19. Daniel Bullocks, SS, 2002-03-04-05	133	93	226	12/32	1/12
20. Larry Asante, SS, 2007-08-09	127	97	224	3/6	1/4
21. Travis Hill, OLB, 1989-90-91-92	100	121	221	37.5/186.5	16.5/123.5
22. Ken Geddes, MG, 1967-68-69	89	131	220	10/48	NA*
Mike Anderson, ILB, 1990-91-92-93	75	145	220	14/48	3/27
Demorrio Williams, WLB, 2002-03	121	99	220	27/116	12/92
25. Bo Ruud, LB, 2004-05-06-07	117	99	216	25/84	4.5/43
26. Ndamukong Suh, DT, 2005-06-07-08-09	125	90	215	57/252	24/187
27. Ron Pruitt, LT, 1973-74-76	91	123	214	21/100	NA*
28. Rich Glover, MG, 1970-71-72	103	108	211	25/127	NA*
29. Tyrone Byrd, FS, 1989-90-91-92	96	113	209	6/28	1/1
30. Pat Tyrance, WLB, 1988-89-90	97	111	208	13/44	4/17
31. Grant Wistrom, RE, 1994-95-96-97	93	113	206	58.5/260	26.5/178
32. Tom Ruud, SLB, 1972-73-74	82	120	202	2/3	NA*
33. Cameron Meredith, DE, 2009-10-11-12	96	100	196	26/88	13/71
34. Reggie Cooper, SS, 1987-88-89-90	117	78	195	16/49	0/0
LeRoy Etienne, ILB, 1985-86-87-88	115	80	195	13/49	4/21
36. Keyuo Craver, LCB, 1998-99-00-01	113	79	192	10/26	2.5/16
37. Bob Nelson, WLB, 1972-73-74	73	116	189	6/17	NA*
38. George Andrews, DE, 1976-77-78	93	91	184	24/121	NA*
Pierre Allen, DE, 2007-08-09-10	72	112	184	36/124	13.5/91
40. Scott Shante, SLB, 1999-00-01-02	87	96	183	17/62	6/44
41. Steve Carmer, FS, 1988-90-91-92	81	101	182	7/58	2/31
42. John Lee, MG, 1973-74-75	84	96	180	15/79	NA*
43. Daimion Stafford, S, 2011-12	97	79	176	7/30	1.5/23
44. Stewart Bradley, LB, 2003-04-05-06	94	81	175	25/75	4/31
45. Phillip Dillard, LB, 2005-06-07-08-09	90	83	173	15/57	3.5/33
T.J. Hollowell, BLB, 2000-01-02-03	76	97	173	12/57	3.5/30
47. Le Kevin Smith, DT, 2002-03-04-05	77	95	172	36/112	9.5/55
48. Mark Daum, SLB, 1982-83-84	86	85	171	13/50	6/41
49. Bob Martin, DE, 1973-74-75	82	88	170	10/55	NA*
50. Bob Terrio, WLB, 1970-71	79	90	169	7/20	NA*
51. Mike Fultz, RT, 1974-75-76	91	77	168	28/122	NA*
Willie Harper, DE, 1970-71-72	82	86	168	41/268	NA*
Eric Johnson, WLB, 1996-97-98-99	65	103	168	26/107	13/80
54. Jared Crick, DT, 2008-09-10-11	75	92	167	35/162	20/145
55. P.J. Smith, S, 2009-10-11-12	86	79	165	8/12	1.5/4
56. Kerry Weinmaster, MG, 1976-77-78-79	102	63	165	39/202	NA*
57. Prince Amukamara, CB, 2007-08-09-10	100	61	161	6/34	4/31
58. Josh Bullocks, FS, 2002-03-04	92	68	160	2/20	0/0


*Tackles for loss not available before 1968, sacks not available before 1982



Barrett Ruud, Linebacker, school-record 432 Tackles



Grant Wistrom, Rush End, school-record 58.5 TFL



Mike Brown, Rover/Free Safety, 287 Total Tackles