

NCAA Gymnastics Score Sheet

Teams: Home Stanford Univ.

Visitor U.S. Air Force Academy

Date Apr 20, 2018

Place UIC Pavilion

Attendance 0

Name	D	1	2	3	4	5	nd	AVE
1 Bryan Perla	1412	5.1	8.6	8.3	8.1	8.6	8.3	13.500
2 Ryan Sheppard	1414	5.1	8.6	8.8	8.7	8.7	8.6	13.766
3 Robert Neff	1410	5.6	8.7	8.8	8.2	8.1	8.4	14.033
4 Connor Lewis	1409	5.4	8.2	8.3	8.5	8.4	8.3	13.733
5 Bailey Perez	1411	5.4	7.9	7.6	7.3	7.5	8.1	13.066

Floor Score: **68.098** Running Score: **68.098**

Name	D	1	2	3	4	5	nd	AVE
1 Ryan Girouard	106	5.4	7.7	7.8	8.1	8.0	8.0	13.333
2 Frankie Valentin	118	4.9	7.7	7.7	7.0	7.2	7.5	12.066
3 Jonah Urlaub	117	5.0	8.2	8.1	8.4	7.8	7.8	13.033
4 Eric Klein	110	4.8	7.5	7.2	7.5	7.2	6.9	12.100
5 Christian Kalustian	109	5.1	8.0	7.8	8.1	8.3	8.3	13.233

Floor Score: **63.765** Running Score: **63.765**

Name	D	1	2	3	4	5	nd	AVE
1 Blake Sun	1415	4.5	9.1	9.0	9.0	8.9		13.500
2 Ryan Sheppard	1414	4.6	7.8	8.0	8.2	8.1	8.4	12.700
3 David Jessen	1407	5.2	7.6	8.0	7.9	7.8	7.6	12.966
4 Robert Neff	1410	5.1	7.9	8.2	8.4	7.9	8.5	13.266
5 Joey Ringer	1413	5.4	8.0	7.4	7.8	7.4	7.9	13.100

Pommel Score: **65.532** Running Score: **133.630**

Name	D	1	2	3	4	5	nd	AVE
1 Michael Graft	107	4.8	6.6	6.5	6.6	6.4	7.0	11.366
2 Frankie Valentin	118	4.6	7.9	8.2	8.0	8.0	7.9	12.566
3 Jonah Urlaub	117	4.7	7.4	7.7	7.8	7.8	7.5	12.366
4 Scott McMurray	111	4.6	6.5	6.7	6.2	6.0	6.4	10.966
5 Fletcher Braunton	102	5.0	8.0	7.8	7.8	7.6	7.7	12.766

Pommel Score: **60.030** Running Score: **123.795**

Name	D	1	2	3	4	5	nd	AVE
1 Gareth Weiss	1418	4.8	7.9	7.6	7.5	7.7	7.6	12.433
2 Ryan Sheppard	1414	4.6	9.2	9.0	9.1	9.1	9.1	13.700
3 Drew Burton	1404	4.7	8.6	8.2	8.2	8.7	8.2	13.033
4 Grant Breckenridge	1403	4.6	8.7	8.9	8.8	8.6	8.9	13.400
5 Thomas Lee	1408	4.8	8.8	9.0	8.9	8.8	9.0	13.700

Rings Score: **66.266** Running Score: **199.896**

Name	D	1	2	3	4	5	nd	AVE
1 Lukas Texeira	116	5.1	8.0	7.9	8.0	7.8	7.8	13.000
2 Michael Graft	107	4.7	7.9	8.3	8.0	8.3	8.0	12.800
3 Frankie Valentin	118	4.7	8.5	8.3	8.3	8.6	8.5	13.133
4 Ethan Esva	104	4.6	9.1	9.1	9.0	9.0	8.9	13.633
5 Fletcher Braunton	102	5.5	7.1	7.4	7.5	7.7	7.5	12.966

Rings Score: **65.532** Running Score: **189.327**

Name	D	1	2	3	4	5	nd	AVE
1 Gareth Weiss	1418	4.8	9.2	9.4	9.5	9.4	9.3	14.166
2 Bryan Perla	1412	4.8	9.4	9.5	9.3	9.3	9.6	14.200
3 Robert Neff	1410	5.2	8.5	8.5	8.3	8.4	8.6	13.666
4 Connor Lewis	1409	5.2	9.0	9.2	9.2	8.9	9.2	14.233
5 Bailey Perez	1411	5.2	9.2	9.4	9.3	9.3	9.1	14.466

Vault Score: **70.731** Running Score: **270.627**

Name	D	1	2	3	4	5	nd	AVE
1 Lukas Texeira	116	4.4	9.4	9.2	9.3	9.3	9.4	13.733
2 Michael Graft	107	4.8	8.5	8.3	8.4	8.2	8.4	13.166
3 Jonah Urlaub	117	4.8	9.1	9.3	9.4	9.4	9.3	14.133
4 Eric Klein	110	4.8	8.4	8.3	8.2	8.2	8.7	13.000
5 Christian Kalustian	109	4.8	9.1	9.2	9.0	9.1	9.1	13.600

Vault Score: **67.632** Running Score: **256.959**

Name	D	1	2	3	4	5	nd	AVE
1 Jacob Barrus	1401	5.3	8.3	8.3	8.4	8.3	8.5	13.633
2 Grant Breckenridge	1403	5.0	9.0	8.8	9.1	8.8	9.1	13.966
3 Ryan Sheppard	1414	5.3	8.3	8.3	8.2	8.2	8.1	13.533
4 Robert Neff	1410	5.3	8.5	8.4	8.6	8.3	8.4	13.733
5 Blake Sun	1415	5.6	8.3	8.7	8.4	8.7	8.7	14.200

P. Bar Score: **69.065** Running Score: **339.692**

Name	D	1	2	3	4	5	nd	AVE
1 Michael Graft	107	4.7	8.4	8.6	8.6	8.5	8.5	13.233
2 Zack Polen	113	4.7	8.7	9.0	8.6	9.0	8.6	13.466
3 Jonah Urlaub	117	4.5	7.5	7.9	7.9	8.0	7.5	12.266
4 Ethan Esva	104	4.9	8.9	8.8	8.8	8.8	9.0	13.733
5 Jonathon Fornoff	105	5.1	8.8	9.0	9.0	8.7	8.8	13.966

P. Bar Score: **66.664** Running Score: **323.623**

Name	D	1	2	3	4	5	nd	AVE
1 Jacob Barrus	1401	5.1	8.6	8.8	8.8	8.8	8.5	13.833
2 Ryan Sheppard	1414	5.1	7.8	7.5	8.1	8.0	8.0	13.033
3 David Jessen	1407	5.2	8.6	8.2	8.3	8.3	7.7	13.466
4 Robert Neff	1410	5.7	8.1	8.5	8.4	8.0	8.1	13.900
5 Grant Breckenridge	1403	5.8	7.5	7.9	7.5	7.7	7.8	13.466

H. Bar Score: **67.698** Running Score: **407.390**

Name	D	1	2	3	4	5	nd	AVE
1 Jonah Urlaub	117	3.7	6.7	7.5	7.2	7.3	6.8	10.800
2 Allen Shadan	115	4.0	8.3	8.2	8.0	8.1	8.5	12.200
3 Eric Klein	110	5.0	8.7	8.8	8.8	8.9	9.0	13.833
4 Christian Kalustian	109	4.8	7.3	7.0	7.5	6.9	6.9	11.866
5 Lukas Texeira	116	5.2	8.3	8.0	8.2	8.3	7.9	13.366

H. Bar Score: **62.065** Running Score: **385.688**

Final Team Score: **407.390**

Final Team Score: **385.688**

All-Arounders

Name	Score
Sheppard	13.766
PH	12.700
SR	13.700
VT	14.133
PB	13.533
HB	13.033
AA	80.865

All-Arounders

Name	Score
Urlaub	13.033
	12.366
	10.566
	14.133
	12.266
	10.800
	73.164

Judge's Signatures * FX * PH * SR * VT * PB * HB

* Head Judge FX PH SR VT PB HB

Coach's Signature _____ Coach's Signature _____

NCAA Gymnastics Score Sheet

Teams: Home U.S. Naval Academy

Visitor Univ. Of Michigan

Date Apr 20, 2018

Place UIC Pavilion

Attendance 0

Name	D	1	2	3	4	5	nd	AVE
1 Ryan McVay	816	4.7	8.7	9.1	8.9	9.1	9.0	13.700
2 Ben Provost	820	4.5	8.9	8.8	8.4	8.8	8.4	13.166
3 Frank Bradley	803	5.0	8.2	8.5	8.2	8.6	8.4	13.366
4 David Toussaint	821	5.1	7.7	8.0	7.7	8.1	7.9	12.966
5 Lucas Beltran	802	5.2	7.9	7.5	8.1	7.8	7.9	13.066

Name	D	1	2	3	4	5	nd	AVE
1 Alec Krystek	612	5.3	8.8	8.7	8.8	8.5	8.5	13.966
2 Jacob Moore	616	5.7	8.5	8.6	8.5	8.5	8.4	14.200
3 Emyre Cole	605	5.5	8.6	8.5	8.5	8.4	8.8	14.033
4 Marty Strech	621	5.4	8.0	8.5	8.6	8.5	8.4	13.866
5 Cameron Bock	602	5.4	7.0	7.0	7.7	7.4	7.5	12.600

Floor Score: **66.264** Running Score: **66.264**

Floor Score: **68.665** Running Score: **68.665**

Name	D	1	2	3	4	5	nd	AVE
1 Noah Beeman	801	4.5	7.2	7.5	7.3	7.4	7.3	11.833
2 Trevor North	817	4.5	7.6	7.9	8.0	7.5	7.9	12.300
3 Jake Carlson	804	4.6	7.5	7.6	7.9	7.7	7.8	12.300
4 Ryan Orce	818	4.8	8.1	8.0	8.3	8.1	8.2	12.933
5 David Toussaint	821	5.0	8.4	8.9	8.6	8.7	8.5	13.600

Name	D	1	2	3	4	5	nd	AVE
1 Uche Eke	607	5.3	7.8	7.4	7.8	8.0	7.5	13.000
2 Samuel Su	622	4.7	7.4	7.0	7.0	7.3	7.5	11.933
3 Mack Lasker	613	5.3	8.0	8.2	7.6	8.0	7.9	13.266
4 Jacob Moore	616	4.8	8.2	8.4	8.4	8.3	8.3	13.133
5 Cameron Bock	602	4.9	7.7	7.8	7.4	7.5	7.2	12.433

Pommel Score: **62.966** Running Score: **129.230**

Pommel Score: **63.765** Running Score: **132.430**

Name	D	1	2	3	4	5	nd	AVE
1 Frank Bradley	803	4.5	8.3	8.5	8.3	8.4	8.4	12.866
2 Ryan Orce	818	4.2	8.7	8.7	8.9	8.8	8.8	12.966
3 Ryan McVay	816	4.5	8.5	8.5	8.2	8.3	8.2	12.833
4 Christian Correale	805	4.6	8.4	8.4	8.5	8.7	8.6	13.100
5 Tanner West	822	4.8	8.1	8.4	8.5	8.3	8.0	13.066

Name	D	1	2	3	4	5	nd	AVE
1 Tristian Perez-Rivera	619	4.9	8.3	8.6	8.4	8.4	8.3	13.266
2 Dmitri Belanovski	601	4.7	8.9	9.0	8.7	8.9	8.9	13.600
3 Marty Strech	621	5.2	8.3	8.1	8.2	8.1	7.9	13.333
4 Ryan Dunning	606	5.3	8.0	8.7	8.6	8.8	8.4	13.900
5 Cameron Bock	602	5.2	8.2	8.4	8.3	8.5	8.5	13.600

Rings Score: **64.831** Running Score: **194.061**

Rings Score: **67.699** Running Score: **200.129**

Name	D	1	2	3	4	5	nd	AVE
1 Noah Beeman	801	4.4	9.5	9.4	9.4	9.3	9.3	13.766
2 Travis Keller	812	4.8	9.1	9.1	8.9	8.8	9.1	13.833
3 Tanner West	822	4.8	8.9	9.0	9.0	8.8	9.2	13.466
4 Frank Bradley	803	4.9	9.3	9.6	9.4	9.6	9.4	14.366
5 Lucas Beltran	802	5.2	9.0	9.2	8.9	9.2	9.0	14.266

Name	D	1	2	3	4	5	nd	AVE
1 Nick Guy	610	4.8	9.3	9.5	9.2	9.5	9.6	14.233
2 Jacob Moore	616	4.8	9.2	9.1	9.2	9.0	9.3	13.966
3 Marty Strech	621	4.8	9.4	9.5	9.5	9.7	9.6	14.333
4 Emyre Cole	605	4.8	9.2	9.6	9.5	9.2	9.5	14.200
5 Anthony McCallum	615	5.6	8.5	8.5	8.5	8.5	8.6	14.000

Vault Score: **69.697** Running Score: **263.758**

Vault Score: **70.732** Running Score: **270.861**

Name	D	1	2	3	4	5	nd	AVE
1 Christian Correale	805	4.2	8.5	8.7	8.4	8.4	8.2	12.633
2 Ryan Orce	818	4.9	8.1	7.9	7.9	8.1	8.3	12.933
3 Vadim Ivanov	810	4.7	8.2	8.2	8.1	8.2	8.0	12.866
4 Trevor North	817	4.8	8.9	8.8	8.6	8.8	8.9	13.633
5 Tanner West	822	5.0	7.7	7.9	7.5	7.5	7.9	12.700

Name	D	1	2	3	4	5	nd	AVE
1 Dmitri Belanovski	601	5.1	6.6	6.8	7.1	6.9	6.6	11.866
2 Mitchell Brown	603	4.3	8.6	8.5	8.4	8.5	8.8	12.833
3 Emyre Cole	605	5.0	6.5	6.7	6.8	6.3	6.6	11.600
4 Cameron Bock	602	5.7	8.1	7.8	8.2	8.2	8.3	13.866
5 Anthony McCallum	615	5.8	5.6	6.2	5.3	5.6	5.3	11.300

P. Bar Score: **64.765** Running Score: **328.523**

P. Bar Score: **61.465** Running Score: **332.326**

Name	D	1	2	3	4	5	nd	AVE
1 Ryan Orce	818	4.5	7.5	7.8	8.0	7.5	7.7	12.166
2 Ryan McVay	816	4.5	8.2	8.0	8.4	8.5	8.1	12.733
3 Ben Provost	820	4.2	8.7	8.9	8.7	8.4	8.8	12.933
4 Tanner West	822	4.6	7.2	7.3	7.4	6.5	6.9	11.733
5 Noah Beeman	801	4.7	7.9	8.5	8.4	8.1	7.8	12.833

Name	D	1	2	3	4	5	nd	AVE
1 Alec Krystek	612	5.0	8.5	8.7	8.5	8.7	8.2	13.566
2 Uche Eke	607	4.9	8.7	8.6	8.7	8.2	8.7	13.566
3 Marty Strech	621	4.6	8.9	8.6	8.7	9.0	8.6	13.333
4 Dmitri Belanovski	601	5.0	8.9	8.8	8.9	8.8	8.8	13.833
5 Cameron Bock	602	5.2	9.0	8.7	8.5	8.7	8.9	13.966

H. Bar Score: **62.398** Running Score: **390.921**

H. Bar Score: **68.264** Running Score: **400.590**

Final Team Score: **390.921**

Final Team Score: **400.590**

All-Arounders

All-Arounders

	FX	PH	SR	VT	PB	HB	AA
FX							
PH							
SR							
VT							
PB							
HB							
AA							

	Bock					
	12.600					
	12.433					
	13.600					
	14.300					
	13.866					
	13.966					
	80.765					

Judge's Signatures * FX _____ * PH _____ * SR _____ * VT _____ * PB _____ * HB _____

* Head Judge FX _____ PH _____ SR _____ VT _____ PB _____ HB _____

Coach's Signature _____ Coach's Signature _____

NCAA Gymnastics Score Sheet

Teams: Home Univ. Of Minnesota

Visitor Univ. Of Nebraska

Date Apr 20, 2018

Place UIC Pavilion

Attendance 0

Name	D	1	2	3	4	5	nd	AVE
1 Luke Aldrich	701	5.4	8.3	8.2	7.9	7.8		13.366
2 Alex Wittenberg	720	5.6	7.5	7.6	7.9	6.6	-0.1	13.000
3 Vitali Kan	709	5.7	8.5	8.8	8.7	8.4		14.300
4 Shane Wiskus	719	5.7	8.5	8.0	8.5	8.0	-0.1	13.833
5 Joel Gagnon	705	5.6	8.2	8.5	8.3	8.4		14.000

Floor Score: 68.499 Running Score: 68.499

Name	D	1	2	3	4	5	nd	AVE
1 Griffin Kehler	908	5.2	8.8	8.6	9.1	8.7	9.0	14.033
2 Christopher Stephens	919	5.2	7.3	7.0	7.4	7.4	7.2	12.500
3 Connor Adamsick	901	5.5	8.1	8.5	8.1	8.2	8.1	13.633
4 Anton Stephenson	918	5.6	8.3	8.4	8.0	8.1	8.5	13.866
5 Jake Bonnay	903	5.5	8.7	8.8	8.3	8.5	8.1	14.000

Floor Score: 68.032 Running Score: 68.032

Name	D	1	2	3	4	5	nd	AVE
1 Alex Wittenberg	720	5.0	7.6	7.8	7.3	7.5	7.5	12.533
2 Vitali Kan	709	5.6	8.0	8.3	8.2	8.2	8.0	13.733
3 Shane Wiskus	719	4.7	6.8	7.0	7.0	6.7		11.633
4 Justin Karstadt	710	5.5	7.4	6.9	7.1	7.2	7.0	12.600
5 Tristan Duran	704	4.9	8.7	8.8	8.3	8.6	8.3	13.433

Pommel Score: 63.932 Running Score: 132.431

Name	D	1	2	3	4	5	nd	AVE
1 Travis Gollott	906	4.9	7.7	7.7	7.1	7.3	7.4	12.366
2 Josh Martin	914	5.0	8.5	8.5	8.2	8.5	8.0	13.400
3 Kyle King	910	5.1	8.3	8.2	8.2	7.9	8.2	13.300
4 Anton Stephenson	918	5.2	7.2	7.4	7.7	7.6	7.5	12.700
5 Antonio Castro	904	5.1	8.5	8.4	8.0	8.4	7.9	13.366

Pommel Score: 65.132 Running Score: 133.164

Name	D	1	2	3	4	5	nd	AVE
1 Shaun Herzog	707	4.5	8.9	9.2	8.9	9.1	9.1	13.533
2 Vitali Kan	709	4.6	8.7	8.4	8.6	8.6	8.4	13.133
3 Yaroslav Pochinka	714	5.2	8.7	8.7	8.5	8.9	8.6	13.866
4 Shane Wiskus	719	4.9	9.0	9.0	8.9	8.9	8.8	13.833
5 Tristan Duran	704	4.6	8.1	8.4	8.1	8.1	8.1	12.700

Rings Score: 67.065 Running Score: 199.496

Name	D	1	2	3	4	5	nd	AVE
1 Josh Martin	914	4.6	8.4	8.8	8.5	8.8	8.5	13.200
2 Austin Lober	912	4.5	7.5	7.5	7.3	7.7	7.5	12.000
3 Christopher Stephens	919	4.5	9.2	9.4	9.3	9.3	9.2	13.766
4 Alex Maqsam	913	5.2	8.7	8.6	8.4	8.4	8.7	13.766
5 Heath Anderson	902	5.0	7.8	7.9	7.9	7.9	7.8	12.866

Rings Score: 65.598 Running Score: 198.762

Name	D	1	2	3	4	5	nd	AVE
1 Shaun Herzog	707	5.2	8.8	8.9	8.9	9.0	-0.3	13.800
2 Vitali Kan	709	5.2	8.8	9.0	8.9	8.6	8.9	13.766
3 Alex Wittenberg	720	5.2	9.2	9.2	9.3	9.3	9.2	14.433
4 Shane Wiskus	719	4.8	8.9	8.9	8.9	9.0	9.1	13.433
5 Yaroslav Pochinka	714	5.3	9.6	9.7	9.6	9.8	9.7	14.966

Vault Score: 70.398 Running Score: 269.894

Name	D	1	2	3	4	5	nd	AVE
1 Connor Adamsick	901	4.8	9.3	9.2	9.2	9.1	9.4	14.033
2 Alex Maqsam	913	4.9	9.3	9.5	9.4	9.5	9.5	14.366
3 Zach Peters	915	5.2	9.0	9.3	9.0	9.1	9.3	14.233
4 Kyle King	910	5.2	8.3	8.5	8.3	8.2	8.8	13.566
5 Anton Stephenson	918	5.2	9.5	9.6	9.7	9.6	9.5	14.766

Vault Score: 70.964 Running Score: 269.726

Name	D	1	2	3	4	5	nd	AVE
1 Shaun Herzog	707	5.3	8.2	8.5	8.2	8.4	8.3	13.600
2 Timmy Kutyla	712	5.1	8.8	8.6	8.8	8.8	8.9	13.900
3 Justin Karstadt	710	5.4	8.7	9.0	8.6	8.6	9.1	14.166
4 Shane Wiskus	719	5.4	8.2	8.2	8.0	8.2	8.3	13.600
5 Tristan Duran	704	5.3	8.0	8.4	8.2	8.2	8.3	13.533

P. Bar Score: 68.799 Running Score: 338.693

Name	D	1	2	3	4	5	nd	AVE
1 Andrew Zymball	921	4.8	8.6	8.6	8.6	8.3	8.6	13.400
2 Griffin Kehler	908	4.8	8.6	8.8	8.7	8.9	9.0	13.600
3 Christopher Stephens	919	5.3	8.6	8.7	8.7	8.8	8.5	13.966
4 Anton Stephenson	918	5.2	8.3	8.7	8.2	8.7	8.2	13.600
5 Daniel Leal	911	5.1	8.2	8.1	8.2	8.4	8.4	13.366

P. Bar Score: 67.932 Running Score: 337.658

Name	D	1	2	3	4	5	nd	AVE
1 Michael Harris	706	4.5	8.9	8.7	8.9	8.9	8.6	13.333
2 Shaun Herzog	707	4.7	8.5	8.4	8.5	8.0	8.1	13.033
3 Jalon Stephens	716	5.2	8.6	8.7	8.5	8.6	8.8	13.833
4 Shane Wiskus	719	4.9	7.4	7.2	7.4	7.2	7.1	12.166
5 Tristan Duran	704	5.4	8.2	8.5	8.4	8.0	8.3	13.700

H. Bar Score: 66.065 Running Score: 404.758

Name	D	1	2	3	4	5	nd	AVE
1 Griffin Kehler	908	4.8	8.5	8.6	8.2	8.4	8.7	13.300
2 Kyle King	910	4.4	7.5	7.2	7.4	7.1	7.0	11.633
3 Antonio Castro	904	4.7	8.7	8.4	8.6	8.3	8.6	13.233
4 Anton Stephenson	918	4.7	8.4	8.4	8.7	8.7	8.2	13.200
5 Jake Bonnay	903	4.9	8.9	9.0	8.8	8.6	8.6	13.666

H. Bar Score: 65.032 Running Score: 402.690

Final Team Score: 404.758

Final Team Score: 402.690

All-Arounders

	Duran	Wiskus			
FX	12.900	13.833			
PH	13.433	11.633			
SR	12.700	13.833			
VT	13.900	13.433			
PB	13.533	13.600			
HB	13.700	12.166			
AA	80.166	78.498			

All-Arounders

Judge's Signatures * FX * PH * SR * VT * PB * HB

* Head Judge FX PH SR VT PB HB







Coach's Signature _____ Coach's Signature _____

2018 NCAA Championships - Qualifier

Team Results

Apr 20, 2018

Men / 10
Session: 1

Rank	Gym	Team	Score						
1	Stanford	X	407.390	68.098 3	65.532 1	66.266 3	70.731 3	69.065 1	67.698 2
2	Minnesota	X	404.758	68.499 2	63.932 3	67.065 2	70.398 4	68.799 2	66.065 3
3	Nebraska	X	402.690	68.032 4	65.132 2	65.598 4	70.964 1	67.932 3	65.032 4
4	Michigan	X	400.590	68.665 1	63.765 4	67.699 1	70.732 2	61.465 6	68.264 1
5	Navy	X	390.921	66.264 5	62.966 5	64.831 6	69.697 5	64.765 5	62.398 5
6	Air Force	X	385.688	63.765 6	60.030 6	65.532 5	67.632 6	66.664 4	62.065 6







2018 NCAA Championships - Qualifier

Event Results - AA

Apr 20, 2018

Page: 1
Printed: 4/20/2018 3:57 PM

Men / 10
Session: 1

Rank	Num	Name	Gym							AA
1	1414	Ryan Sheppard	Stanford	13.766	12.700	13.700	14.133	13.533	13.033	80.865
2	602	Cameron Bock	Michigan	12.600	12.433	13.600	14.300	13.866	13.966	80.765
3	704	Tristan Duran	Minnesota	12.900	13.433	12.700	13.900	13.533	13.700	80.166
4	719	Shane Wiskus	Minnesota	13.833	11.633	13.833	13.433	13.600	12.166	78.498
5	1302	Chris Graff	Springfield	13.500	12.500	13.200	13.800	11.066	12.133	76.199
6	202	Cole Casanova	Army	12.066	12.000	13.300	13.866	12.200	12.233	75.665
7	1305	Stephen Lewis	Springfield	13.000	10.866	12.766	13.566	13.000	12.100	75.298
8	1301	Joshua Dieker	Springfield	11.866	11.466	12.866	13.666	11.933	11.766	73.563
9	117	Jonah Urlaub	Air Force	13.033	12.366	10.566	14.133	12.266	10.800	73.164

2018 NCAA Championships - Qualifier

Event Results - Floor

Apr 20, 2018



Rank	Num	Name	Gym	Diff	E1	E2	E3	E4	E5	Exec	ND	Score
1	709	Vitali Kan	Minnesota	5.700	8.500	8.800	8.700	8.400	8.600	8.600	__.	14.300
2	616	Jacob Moore	Michigan	5.700	8.500	8.600	8.500	8.500	8.400	8.500	__.	14.200
3T	908	Griffin Kehler	Nebraska	5.200	8.800	8.600	9.100	8.700	9.000	8.833	__.	14.033
3T	605	Emyre Cole	Michigan	5.500	8.600	8.500	8.500	8.400	8.800	8.533	__.	14.033
3T	1410	Robert Neff	Stanford	5.600	8.700	8.800	8.200	8.100	8.400	8.433	__.	14.033
6T	903	Jake Bonnay	Nebraska	5.500	8.700	8.800	8.300	8.500	8.100	8.500	__.	14.000
6T	705	Joel Gagnon	Minnesota	5.600	8.200	8.500	8.300	8.400	8.500	8.400	__.	14.000
8	612	Alec Krystek	Michigan	5.300	8.800	8.700	8.800	8.500	8.500	8.666	__.	13.966
9T	621	Marty Strech	Michigan	5.400	8.000	8.500	8.600	8.500	8.400	8.466	__.	13.866
9T	918	Anton Stephenson	Nebraska	5.600	8.300	8.400	8.000	8.100	8.500	8.266	__.	13.866
11	719	Shane Wiskus	Minnesota	5.700	8.500	8.000	8.500	8.000	8.200	8.233	-0.1	13.833
12	1414	Ryan Sheppard	Stanford	5.100	8.600	8.800	8.700	8.700	8.600	8.666	__.	13.766
13	1409	Connor Lewis	Stanford	5.400	8.200	8.300	8.500	8.400	8.300	8.333	__.	13.733
14	816	Ryan McVay	Navy	4.700	8.700	9.100	8.900	9.100	9.000	9.000	__.	13.700
15	901	Connor Adamsick	Nebraska	5.500	8.100	8.500	8.100	8.200	8.100	8.133	__.	13.633
16T	1302	Chris Graff	Springfield	4.700	9.000	8.800	8.800	8.800	8.300	8.800	__.	13.500
16T	1412	Bryan Perla	Stanford	5.100	8.600	8.300	8.100	8.600	8.300	8.400	__.	13.500
18T	803	Frank Bradley	Navy	5.000	8.200	8.500	8.200	8.600	8.400	8.366	__.	13.366
18T	701	Luke Aldrich	Minnesota	5.400	8.300	8.200	7.900	7.800	7.800	7.966	__.	13.366
20	106	Ryan Girouard	Air Force	5.400	7.700	7.800	8.100	8.000	8.000	7.933	__.	13.333
21	109	Christian Kalustian	Air Force	5.100	8.000	7.800	8.100	8.300	8.300	8.133	__.	13.233
22	820	Ben Provost	Navy	4.500	8.900	8.800	8.400	8.800	8.400	8.666	__.	13.166
23T	802	Lucas Beltran	Navy	5.200	7.900	7.500	8.100	7.800	7.900	7.866	__.	13.066
23T	1411	Bailey Perez	Stanford	5.400	7.900	7.600	7.300	7.500	8.100	7.666	__.	13.066
25	117	Jonah Urlaub	Air Force	5.000	8.200	8.100	8.400	7.800	7.800	8.033	__.	13.033
26T	1305	Stephen Lewis	Springfield	5.100	7.800	8.200	8.000	7.700	7.900	7.900	__.	13.000
26T	720	Alex Wittenberg	Minnesota	5.600	7.500	7.600	7.900	6.600	7.400	7.500	-0.1	13.000
28	821	David Toussaint	Navy	5.100	7.700	8.000	7.700	8.100	7.900	7.866	__.	12.966
29	704	Tristan Duran	Minnesota	5.200	7.800	8.200	7.700	7.600	7.500	7.700	__.	12.900
30	602	Cameron Bock	Michigan	5.400	7.000	7.000	7.700	7.400	7.500	7.300	-0.1	12.600
31	201	Seth Cannon	Army	5.300	7.200	7.500	6.800	7.000	7.500	7.233	__.	12.533
32	919	Christopher Stephe	Nebraska	5.200	7.300	7.000	7.400	7.400	7.200	7.300	__.	12.500
33	110	Eric Klein	Air Force	4.800	7.500	7.200	7.500	7.200	6.900	7.300	__.	12.100
34T	118	Frankie Valentin	Air Force	4.900	7.700	7.700	7.000	7.200	7.500	7.466	-0.3	12.066
34T	202	Cole Casanova	Army	5.100	6.700	7.000	7.300	6.400	7.200	6.966	__.	12.066
36	1301	Joshua Dieker	Springfield	4.300	7.800	7.500	7.500	7.700	7.500	7.566	__.	11.866

2018 NCAA Championships - Qualifier

Event Results - Pommel

Apr 20, 2018



Rank	Num	Name	Gym	Diff	E1	E2	E3	E4	E5	Exec	ND	Score
1	709	Vitali Kan	Minnesota	5.600	8.000	8.300	8.200	8.200	8.000	8.133	__.	13.733
2	821	David Toussaint	Navy	5.000	8.400	8.900	8.600	8.700	8.500	8.600	__.	13.600
3	1415	Blake Sun	Stanford	4.500	9.100	9.000	9.000	9.000	8.900	9.000	__.	13.500
4	704	Tristan Duran	Minnesota	4.900	8.700	8.800	8.300	8.600	8.300	8.533	__.	13.433
5	914	Josh Martin	Nebraska	5.000	8.500	8.500	8.200	8.500	8.000	8.400	__.	13.400
6	904	Antonio Castro	Nebraska	5.100	8.500	8.400	8.000	8.400	7.900	8.266	__.	13.366
7	910	Kyle King	Nebraska	5.100	8.300	8.200	8.200	7.900	8.200	8.200	__.	13.300
8T	1410	Robert Neff	Stanford	5.100	7.900	8.200	8.400	7.900	8.500	8.166	__.	13.266
8T	613	Mack Lasker	Michigan	5.300	8.000	8.200	7.600	8.000	7.900	7.966	__.	13.266
10	616	Jacob Moore	Michigan	4.800	8.200	8.400	8.400	8.300	8.300	8.333	__.	13.133
11	1413	Joey Ringer	Stanford	5.400	8.000	7.400	7.800	7.400	7.900	7.700	__.	13.100
12	607	Uche Eke	Michigan	5.300	7.800	7.400	7.800	8.000	7.500	7.700	__.	13.000
13	1407	David Jessen	Stanford	5.200	7.600	8.000	7.900	7.800	7.600	7.766	__.	12.966
14	818	Ryan Orce	Navy	4.800	8.100	8.000	8.300	8.100	8.200	8.133	__.	12.933
15	102	Fletcher Braunton	Air Force	5.000	8.000	7.800	7.800	7.600	7.700	7.766	__.	12.766
16T	1414	Ryan Sheppard	Stanford	4.600	7.800	8.000	8.200	8.100	8.400	8.100	__.	12.700
16T	918	Anton Stephenson	Nebraska	5.200	7.200	7.400	7.700	7.600	7.500	7.500	__.	12.700
18	710	Justin Karstadt	Minnesota	5.500	7.400	6.900	7.100	7.200	7.000	7.100	__.	12.600
19	118	Frankie Valentin	Air Force	4.600	7.900	8.200	8.000	8.000	7.900	7.966	__.	12.566
20	720	Alex Wittenberg	Minnesota	5.000	7.600	7.800	7.300	7.500	7.500	7.533	__.	12.533
21	1302	Chris Graff	Springfield	5.100	7.200	7.300	7.500	7.500	7.400	7.400	__.	12.500
22	602	Cameron Bock	Michigan	4.900	7.700	7.800	7.400	7.500	7.200	7.533	__.	12.433
23T	117	Jonah Urlaub	Air Force	4.700	7.400	7.700	7.800	7.800	7.500	7.666	__.	12.366
23T	906	Travis Gollott	Nebraska	4.900	7.700	7.700	7.100	7.300	7.400	7.466	__.	12.366
25T	817	Trevor North	Navy	4.500	7.600	7.900	8.000	7.500	7.900	7.800	__.	12.300
25T	804	Jake Carlson	Navy	4.600	7.500	7.600	7.900	7.700	7.800	7.700	__.	12.300
27	205	Matthew Martin	Army	4.700	7.800	7.700	7.300	7.200	7.600	7.533	__.	12.233
28	207	Brandon Shively	Army	4.400	7.500	8.000	8.000	7.400	7.400	7.633	__.	12.033
29	202	Cole Casanova	Army	4.600	7.000	7.400	7.400	7.400	7.700	7.400	__.	12.000
30	622	Samuel Su	Michigan	4.700	7.400	7.000	7.000	7.300	7.500	7.233	__.	11.933
31	801	Noah Beeman	Navy	4.500	7.200	7.500	7.300	7.400	7.300	7.333	__.	11.833
32	719	Shane Wiskus	Minnesota	4.700	6.800	7.000	7.000	7.000	6.700	6.933	__.	11.633
33	1301	Joshua Dieker	Springfield	3.500	7.500	8.200	8.100	7.800	8.000	7.966	__.	11.466
34	107	Michael Graft	Air Force	4.800	6.600	6.500	6.600	6.400	7.000	6.566	__.	11.366
35	111	Scott McMurray	Air Force	4.600	6.500	6.700	6.200	6.000	6.400	6.366	__.	10.966
36	1305	Stephen Lewis	Springfield	4.600	6.000	6.500	6.100	6.500	6.200	6.266	__.	10.866

2018 NCAA Championships - Qualifier

Event Results - Rings

Apr 20, 2018



Rank	Num	Name	Gym	Diff	E1	E2	E3	E4	E5	Exec	ND	Score
1	606	Ryan Dunning	Michigan	5.300	8.500	8.700	8.600	8.800	8.400	8.600	__.	13.900
2	714	Yaroslav Pochinka	Minnesota	5.200	8.700	8.700	8.500	8.900	8.600	8.666	__.	13.866
3	719	Shane Wiskus	Minnesota	4.900	9.000	9.000	8.900	8.900	8.800	8.933	__.	13.833
4T	919	Christopher Stephe	Nebraska	4.500	9.200	9.400	9.300	9.300	9.200	9.266	__.	13.766
4T	913	Alex Magsam	Nebraska	5.200	8.700	8.600	8.400	8.400	8.700	8.566	__.	13.766
6T	1414	Ryan Sheppard	Stanford	4.600	9.200	9.000	9.100	9.100	9.100	9.100	__.	13.700
6T	1408	Thomas Lee	Stanford	4.800	8.800	9.000	8.900	8.800	9.000	8.900	__.	13.700
8	104	Ethan Esval	Air Force	4.600	9.100	9.100	9.000	9.000	8.900	9.033	__.	13.633
9T	601	Dmitri Belanovski	Michigan	4.700	8.900	9.000	8.700	8.900	8.900	8.900	__.	13.600
9T	602	Cameron Bock	Michigan	5.200	8.200	8.400	8.300	8.500	8.500	8.400	__.	13.600
11	707	Shaun Herzog	Minnesota	4.500	8.900	9.200	8.900	9.100	9.100	9.033	__.	13.533
12	1403	Grant Breckenridge	Stanford	4.600	8.700	8.900	8.800	8.600	8.900	8.800	__.	13.400
13	621	Marty Strech	Michigan	5.200	8.300	8.100	8.200	8.100	7.900	8.133	__.	13.333
14	202	Cole Casanova	Army	4.700	8.600	8.600	8.700	8.600	8.500	8.600	__.	13.300
15	619	Tristian Perez-Rive	Michigan	4.900	8.300	8.600	8.400	8.400	8.300	8.366	__.	13.266
16T	1302	Chris Graff	Springfield	4.500	8.900	8.900	8.600	8.600	8.600	8.700	__.	13.200
16T	914	Josh Martin	Nebraska	4.600	8.400	8.800	8.500	8.800	8.500	8.600	__.	13.200
18T	709	Vitali Kan	Minnesota	4.600	8.700	8.400	8.600	8.600	8.400	8.533	__.	13.133
18T	118	Frankie Valentin	Air Force	4.700	8.500	8.300	8.300	8.600	8.500	8.433	__.	13.133
20	805	Christian Correale	Navy	4.600	8.400	8.400	8.500	8.700	8.600	8.500	__.	13.100
21	822	Tanner West	Navy	4.800	8.100	8.400	8.500	8.300	8.000	8.266	__.	13.066
22	1404	Drew Burton	Stanford	4.700	8.600	8.200	8.200	8.700	8.200	8.333	__.	13.033
23	116	Lukas Texeira	Air Force	5.100	8.000	7.900	8.000	7.800	7.800	7.900	__.	13.000
24T	818	Ryan Orce	Navy	4.200	8.700	8.700	8.900	8.800	8.800	8.766	__.	12.966
24T	102	Fletcher Braunton	Air Force	5.500	7.100	7.400	7.500	7.700	7.500	7.466	__.	12.966
26T	803	Frank Bradley	Navy	4.500	8.300	8.500	8.300	8.400	8.400	8.366	__.	12.866
26T	1301	Joshua Dieker	Springfield	4.800	8.100	8.200	8.100	8.000	8.000	8.066	__.	12.866
26T	902	Heath Anderson	Nebraska	5.000	7.800	7.900	7.900	7.900	7.800	7.866	__.	12.866
29	816	Ryan McVay	Navy	4.500	8.500	8.500	8.200	8.300	8.200	8.333	__.	12.833
30	107	Michael Graft	Air Force	4.700	7.900	8.300	8.000	8.300	8.000	8.100	__.	12.800
31T	1305	Stephen Lewis	Springfield	4.300	8.200	8.600	8.500	8.500	8.400	8.466	__.	12.766
31T	203	Taka Giese	Army	4.500	8.100	8.500	8.400	8.100	8.300	8.266	__.	12.766
33	704	Tristan Duran	Minnesota	4.600	8.100	8.400	8.100	8.100	8.100	8.100	__.	12.700
34	1418	Gareth Weiss	Stanford	4.800	7.900	7.600	7.500	7.700	7.600	7.633	__.	12.433
35	912	Austin Lober	Nebraska	4.500	7.500	7.500	7.300	7.700	7.500	7.500	__.	12.000
36	117	Jonah Urlaub	Air Force	4.600	5.800	6.100	6.100	6.000	5.800	5.966	__.	10.566

2018 NCAA Championships - Qualifier

Event Results - Vault

Apr 20, 2018



Rank	Num	Name	Gym	Diff	E1	E2	E3	E4	E5	Exec	ND	Score
1	714	Yaroslav Pochinka	Minnesota	5.300	9.600	9.700	9.600	9.800	9.700	9.666	__	14.966
2	918	Anton Stephenson	Nebraska	5.200	9.500	9.600	9.700	9.600	9.500	9.566	__	14.766
3	1411	Bailey Perez	Stanford	5.200	9.200	9.400	9.300	9.300	9.100	9.266	__	14.466
4	720	Alex Wittenberg	Minnesota	5.200	9.200	9.200	9.300	9.300	9.200	9.233	__	14.433
5*	913	Alex Magsam	Nebraska	4.900	9.300	9.500	9.400	9.500	9.500	9.466	__	14.366
5*	803	Frank Bradley	Navy	4.900	9.300	9.600	9.400	9.600	9.400	9.466	__	14.366
7	621	Marty Strech	Michigan	4.800	9.400	9.500	9.500	9.700	9.600	9.533	__	14.333
8	602	Cameron Bock	Michigan	4.900	9.200	9.500	9.300	9.400	9.600	9.400	__	14.300
9	802	Lucas Beltran	Navy	5.200	9.000	9.200	8.900	9.200	9.000	9.066	__	14.266
10T	610	Nick Guy	Michigan	4.800	9.300	9.500	9.200	9.500	9.600	9.433	__	14.233
10*	1409	Connor Lewis	Stanford	5.200	9.000	9.200	9.200	8.900	9.200	9.133	-0.1	14.233
10*	915	Zach Peters	Nebraska	5.200	9.000	9.300	9.000	9.100	9.300	9.133	-0.1	14.233
13*	1412	Bryan Perla	Stanford	4.800	9.400	9.500	9.300	9.300	9.600	9.400	__	14.200
13*	605	Emyre Cole	Michigan	4.800	9.200	9.600	9.500	9.200	9.500	9.400	__	14.200
15	1418	Gareth Weiss	Stanford	4.800	9.200	9.400	9.500	9.400	9.300	9.366	__	14.166
16*	1414	Ryan Sheppard	Stanford	4.800	9.200	9.300	9.300	9.400	9.500	9.333	__	14.133
16*	117	Jonah Urlaub	Air Force	4.800	9.100	9.300	9.400	9.400	9.300	9.333	__	14.133
18	901	Connor Adamsick	Nebraska	4.800	9.300	9.200	9.200	9.100	9.400	9.233	__	14.033
19	615	Anthony McCallum	Michigan	5.600	8.500	8.500	8.500	8.500	8.600	8.500	-0.1	14.000
20	616	Jacob Moore	Michigan	4.800	9.200	9.100	9.200	9.000	9.300	9.166	__	13.966
21	704	Tristan Duran	Minnesota	4.800	9.000	9.300	9.200	9.100	9.000	9.100	__	13.900
22	202	Cole Casanova	Army	4.800	9.200	9.200	9.200	9.100	9.000	9.166	-0.1	13.866
23	812	Travis Keller	Navy	4.800	9.100	9.100	8.900	8.800	9.100	9.033	__	13.833
24T	1302	Chris Graff	Springfield	4.400	9.400	9.500	9.100	9.400	9.400	9.400	__	13.800
24T	707	Shaun Herzog	Minnesota	5.200	8.800	8.900	8.900	8.900	9.000	8.900	-0.3	13.800
26T	801	Noah Beeman	Navy	4.400	9.500	9.400	9.400	9.300	9.300	9.366	__	13.766
26T	208	Alejandro Tombrin	Army	4.800	9.000	9.300	9.000	9.000	9.200	9.066	-0.1	13.766
26T	709	Vitali Kan	Minnesota	5.200	8.800	9.000	8.900	8.600	8.900	8.866	-0.3	13.766
29	116	Lukas Texeira	Air Force	4.400	9.400	9.200	9.300	9.300	9.400	9.333	__	13.733
30T	1301	Joshua Dieker	Springfield	4.400	9.200	9.300	9.300	9.200	9.400	9.266	__	13.666
30T	1410	Robert Neff	Stanford	5.200	8.500	8.500	8.300	8.400	8.600	8.466	__	13.666
32	109	Christian Kalustian	Air Force	4.800	9.100	9.200	9.000	9.100	9.100	9.100	-0.3	13.600
33T	1305	Stephen Lewis	Springfield	4.800	9.000	9.300	8.900	9.000	9.200	9.066	-0.3	13.566
33T	910	Kyle King	Nebraska	5.200	8.300	8.500	8.300	8.200	8.800	8.366	__	13.566
35	822	Tanner West	Navy	4.800	8.900	9.000	9.000	8.800	9.200	8.966	-0.3	13.466
36T	719	Shane Wiskus	Minnesota	4.800	8.900	8.900	8.900	9.000	9.100	8.933	-0.3	13.433
36T	209	Ryan Wilson	Army	5.200	8.300	8.400	8.000	8.000	8.600	8.233	__	13.433
38	107	Michael Graft	Air Force	4.800	8.500	8.300	8.400	8.200	8.400	8.366	__	13.166
39	110	Eric Klein	Air Force	4.800	8.400	8.300	8.200	8.200	8.700	8.300	-0.1	13.000

2018 NCAA Championships - Qualifier

Event Results - P Bars

Apr 20, 2018



Rank	Num	Name	Gym	Diff	E1	E2	E3	E4	E5	Exec	ND	Score
1	1415	Blake Sun	Stanford	5.600	8.300	8.700	8.400	8.700	8.700	8.600	..	14.200
2	710	Justin Karstadt	Minnesota	5.400	8.700	9.000	8.600	8.600	9.100	8.766	..	14.166
3T	1403	Grant Breckenridge	Stanford	5.000	9.000	8.800	9.100	8.800	9.100	8.966	..	13.966
3T	105	Jonathon Fornoff	Air Force	5.100	8.800	9.000	9.000	8.700	8.800	8.866	..	13.966
3T	919	Christopher Stephe	Nebraska	5.300	8.600	8.700	8.700	8.800	8.500	8.666	..	13.966
6	712	Timmy Kutyla	Minnesota	5.100	8.800	8.600	8.800	8.800	8.900	8.800	..	13.900
7	602	Cameron Bock	Michigan	5.700	8.100	7.800	8.200	8.200	8.300	8.166	..	13.866
8T	104	Ethan Esval	Air Force	4.900	8.900	8.800	8.800	8.800	9.000	8.833	..	13.733
8T	1410	Robert Neff	Stanford	5.300	8.500	8.400	8.600	8.300	8.400	8.433	..	13.733
10T	817	Trevor North	Navy	4.800	8.900	8.800	8.600	8.800	8.900	8.833	..	13.633
10T	1401	Jacob Barrus	Stanford	5.300	8.300	8.300	8.400	8.300	8.500	8.333	..	13.633
12T	908	Griffin Kehler	Nebraska	4.800	8.600	8.800	8.700	8.900	9.000	8.800	..	13.600
12T	918	Anton Stephenson	Nebraska	5.200	8.300	8.700	8.200	8.700	8.200	8.400	..	13.600
12T	707	Shaun Herzog	Minnesota	5.300	8.200	8.500	8.200	8.400	8.300	8.300	..	13.600
12T	719	Shane Wiskus	Minnesota	5.400	8.200	8.200	8.000	8.200	8.300	8.200	..	13.600
16*	1414	Ryan Sheppard	Stanford	5.300	8.300	8.300	8.200	8.200	8.100	8.233	..	13.533
16*	704	Tristan Duran	Minnesota	5.300	8.000	8.400	8.200	8.200	8.300	8.233	..	13.533
18	113	Zack Polen	Air Force	4.700	8.700	9.000	8.600	9.000	8.600	8.766	..	13.466
19	921	Andrew Zymball	Nebraska	4.800	8.600	8.600	8.600	8.300	8.600	8.600	..	13.400
20	911	Daniel Leal	Nebraska	5.100	8.200	8.100	8.200	8.400	8.400	8.266	..	13.366
21	204	Nathan Goff	Army	4.900	8.500	8.400	8.100	8.300	8.600	8.400	..	13.300
22	107	Michael Graft	Air Force	4.700	8.400	8.600	8.600	8.500	8.500	8.533	..	13.233
23	1304	Jannik Haas	Springfield	4.300	8.700	8.900	8.700	8.900	9.100	8.833	..	13.133
24	1303	Mike Grimaldi	Springfield	4.100	8.800	9.200	8.900	9.100	8.900	8.966	..	13.066
25	1305	Stephen Lewis	Springfield	4.400	8.600	8.700	8.400	8.500	8.800	8.600	..	13.000
26	818	Ryan Orce	Navy	4.900	8.100	7.900	7.900	8.100	8.300	8.033	..	12.933
27	810	Vadim Ivanov	Navy	4.700	8.200	8.200	8.100	8.200	8.000	8.166	..	12.866
28	603	Mitchell Brown	Michigan	4.300	8.600	8.500	8.400	8.500	8.800	8.533	..	12.833
29	822	Tanner West	Navy	5.000	7.700	7.900	7.500	7.500	7.900	7.700	..	12.700
30	805	Christian Correale	Navy	4.200	8.500	8.700	8.400	8.400	8.200	8.433	..	12.633
31	117	Jonah Urlaub	Air Force	4.500	7.500	7.900	7.900	8.000	7.500	7.766	..	12.266
32	202	Cole Casanova	Army	4.400	7.800	8.100	7.700	7.700	7.900	7.800	..	12.200
33	1301	Joshua Dieker	Springfield	3.800	8.100	8.300	8.300	8.000	8.000	8.133	..	11.933
34	601	Dmitri Belanovski	Michigan	5.100	6.600	6.800	7.100	6.900	6.600	6.766	..	11.866
35	605	Emyre Cole	Michigan	5.000	6.500	6.700	6.800	6.300	6.600	6.600	..	11.600
36	615	Anthony McCallum	Michigan	5.800	5.600	6.200	5.300	5.600	5.300	5.500	..	11.300
37	206	Nicholas McAfee	Army	4.600	6.400	6.300	6.200	6.800	6.900	6.500	..	11.100
38	1302	Chris Graff	Springfield	4.000	7.100	6.900	6.900	7.300	7.200	7.066	..	11.066

2018 NCAA Championships - Qualifier

Event Results - H Bar

Apr 20, 2018



Rank	Num	Name	Gym	Diff	E1	E2	E3	E4	E5	Exec	ND	Score
1	602	Cameron Bock	Michigan	5.200	9.000	8.700	8.500	8.700	8.900	8.766	...	13.966
2	1410	Robert Neff	Stanford	5.700	8.100	8.500	8.400	8.000	8.100	8.200	...	13.900
3*	601	Dmitri Belanovski	Michigan	5.000	8.900	8.800	8.900	8.800	8.800	8.833	...	13.833
3*	110	Eric Klein	Air Force	5.000	8.700	8.800	8.800	8.900	9.000	8.833	...	13.833
3T	1401	Jacob Barrus	Stanford	5.100	8.600	8.800	8.800	8.800	8.500	8.733	...	13.833
3T	716	Jalon Stephens	Minnesota	5.200	8.600	8.700	8.500	8.600	8.800	8.633	...	13.833
7	704	Tristan Duran	Minnesota	5.400	8.200	8.500	8.400	8.000	8.300	8.300	...	13.700
8T	903	Jake Bonnay	Nebraska	4.900	8.900	9.000	8.800	8.600	8.600	8.766	...	13.666
8T	204	Nathan Goff	Army	5.100	8.200	8.600	8.600	8.500	8.700	8.566	...	13.666
10T	607	Uche Eke	Michigan	4.900	8.700	8.600	8.700	8.200	8.700	8.666	...	13.566
10T	612	Alec Krystek	Michigan	5.000	8.500	8.700	8.500	8.700	8.200	8.566	...	13.566
12T	1407	David Jessen	Stanford	5.200	8.600	8.200	8.300	8.300	7.700	8.266	...	13.466
12T	1403	Grant Breckenridge	Stanford	5.800	7.500	7.900	7.500	7.700	7.800	7.666	...	13.466
14	116	Lukas Texeira	Air Force	5.200	8.300	8.000	8.200	8.300	7.900	8.166	...	13.366
15T	706	Michael Harris	Minnesota	4.500	8.900	8.700	8.900	8.900	8.600	8.833	...	13.333
15T	621	Marty Strech	Michigan	4.600	8.900	8.600	8.700	9.000	8.600	8.733	...	13.333
17	908	Griffin Kehler	Nebraska	4.800	8.500	8.600	8.200	8.400	8.700	8.500	...	13.300
18	904	Antonio Castro	Nebraska	4.700	8.700	8.400	8.600	8.300	8.600	8.533	...	13.233
19	918	Anton Stephenson	Nebraska	4.700	8.400	8.400	8.700	8.700	8.200	8.500	...	13.200
20T	208	Alejandro Tombrin	Army	4.200	8.800	8.700	9.100	8.500	9.000	8.833	...	13.033
20T	707	Shaun Herzog	Minnesota	4.700	8.500	8.400	8.500	8.000	8.100	8.333	...	13.033
20T	1414	Ryan Sheppard	Stanford	5.100	7.800	7.500	8.100	8.000	8.000	7.933	...	13.033
23	820	Ben Provost	Navy	4.200	8.700	8.900	8.700	8.400	8.800	8.733	...	12.933
24	801	Noah Beeman	Navy	4.700	7.900	8.500	8.400	8.100	7.800	8.133	...	12.833
25	816	Ryan McVay	Navy	4.500	8.200	8.000	8.400	8.500	8.100	8.233	...	12.733
26	1304	Jannik Haas	Springfield	4.300	8.300	8.400	8.400	8.100	8.200	8.300	...	12.600
27	202	Cole Casanova	Army	4.500	7.800	7.300	8.100	7.600	7.800	7.733	...	12.233
28	115	Allen Shadan	Air Force	4.000	8.300	8.200	8.000	8.100	8.500	8.200	...	12.200
29T	818	Ryan Orce	Navy	4.500	7.500	7.800	8.000	7.500	7.700	7.666	...	12.166
29T	719	Shane Wiskus	Minnesota	4.900	7.400	7.200	7.400	7.200	7.100	7.266	...	12.166
31	1302	Chris Graff	Springfield	3.900	8.400	8.200	8.600	8.100	8.000	8.233	...	12.133
32	1305	Stephen Lewis	Springfield	4.000	8.100	8.300	7.600	7.900	8.400	8.100	...	12.100
33	109	Christian Kalustian	Air Force	4.800	7.300	7.000	7.500	6.900	6.900	7.066	...	11.866
34	1301	Joshua Dieker	Springfield	3.800	8.200	8.200	7.900	7.400	7.800	7.966	...	11.766
35	822	Tanner West	Navy	4.600	7.200	7.300	7.400	6.500	6.900	7.133	...	11.733
36	910	Kyle King	Nebraska	4.400	7.500	7.200	7.400	7.100	7.000	7.233	...	11.633
37	117	Jonah Urlaub	Air Force	3.700	6.700	7.500	7.200	7.300	6.800	7.100	...	10.800