

NCAA Gymnastics Score Sheet

Teams: Home Iowa-Men Visitor Nebraska

Date Mar 2, 2019 Place University Of Iowa Attendance 338

		D							D							AVE						
Name		1	2	3	4	5	nd	AVE	Name		1	2	3	4	5	nd	AVE					
FLOOR	1	Noah Scigliano	113	4.8	8.0	8.2				12.900	1	Evan Hymanson	203	5.6	7.0	6.6				-0.2	12.800	
	2	Brandon Wong	118	4.5	8.4	8.6				13.000	2	Zach Peters	204	5.5	7.6	7.4						13.700
	3	Evan Davis	105	5.2	8.6	8.4				13.700	3	Griffin Kehler	213	5.1	8.5	8.7						13.500
	4	Andrew Herrador	107	5.3	9.0	8.8				14.200	4	Jake Bonnay	219	5.6	8.0	7.8						14.750
	5	Bennet Huang	109	5.3	9.3	9.3				14.600	5	Anton Stephenson	216	5.5	9.3	9.2						

Floor Score: 68.400 Running Score: 68.400 Floor Score: 67.150 Running Score: 67.150

		D							D							AVE						
Name		1	2	3	4	5	nd	AVE	Name		1	2	3	4	5	nd	AVE					
POMMEL	1	Kevin Johnson	110	5.0	9.1	8.9				14.000	1	Mitch Tyndall	208	4.9	7.6	7.5						12.450
	2	Addison Chung	104	4.3	8.7	8.9				13.100	2	Josh Martin	207	4.7	7.6	7.5						13.100
	3	Evan Davis	105	4.1	8.8	9.1				13.050	3	Khalil Jackson	212	5.3	7.7	7.9						13.600
	4	Nick Merryman	112	4.9	8.8	8.5				13.550	4	Evan Knley	210	4.9	8.8	8.6						13.100
	5	Bennet Huang	109	4.9	8.4	8.4				13.300	5	Anton Stephenson	216	5.1	8.0	8.0						

Pommel Score: 67.000 Running Score: 135.400 Pommel Score: 64.500 Running Score: 131.650

		D							D							AVE						
Name		1	2	3	4	5	nd	AVE	Name		1	2	3	4	5	nd	AVE					
RINGS	1	Addison Chung	104	4.4	9.2	9.3				13.650	1	Josh Martin	207	4.5	8.7	8.5						13.100
	2	Tyler Ball	101	4.7	9.1	9.0				13.750	2	Jordan King	214	4.5	9.1	9.3						13.700
	3	Nick Merryman	112	4.4	9.2	9.0				13.500	3	Joshua Everitt	202	4.7	9.1	8.9						13.500
	4	Brandon Wong	118	5.2	8.6	8.8				13.900	4	Evan Hymanson	203	4.7	8.9	8.7						13.650
	5	Jake Brodarzon	102	5.2	8.8	8.9				14.050	5	Austin Lober	215	4.9	8.8	8.7						

Rings Score: 68.850 Running Score: 204.250 Rings Score: 67.650 Running Score: 199.300

		D							D							AVE							
Name		1	2	3	4	5	nd	AVE	Name		1	2	3	4	5	nd	AVE						
VAULT	1	Bennet Huang	109	4.9	9.4	9.4				14.300	1	Charlie Giles	206	5.2	9.5	9.5						14.700	
	2	Addison Chung	104	4.9	9.5	9.6				14.450	2	Josh Martin	207	4.8	9.3	9.1						14.000	
	3	Mitch Mandozzi	111	4.8	9.5	9.5				-0.1	14.200	3	Zach Peters	204	5.2	8.2	8.4						13.500
	4	Andrew Herrador	107	4.8	9.1	9.3				14.000	4	Jake Bonnay	219	4.8	9.1	8.9						13.800	
	5	Stewart Brown	103	4.9	9.3	9.4				14.250	5	Anton Stephenson	216	5.2	9.4	9.5						14.650	

Vault Score: 71.200 Running Score: 275.450 Vault Score: 70.650 Running Score: 269.950

		D							D							AVE						
Name		1	2	3	4	5	nd	AVE	Name		1	2	3	4	5	nd	AVE					
P. BAR	1	Andrew Herrador	107	3.9	8.9	8.9				12.800	1	Dillan King	218	4.8	9.1	8.9						13.800
	2	Nick Merryman	112	4.3	9.6	9.6				13.900	2	Evan Hymanson	203	5.4	8.6	8.4						13.900
	3	Mitch Mandozzi	111	4.4	8.7	8.8				13.150	3	Griffin Kehler	213	4.8	8.6	8.8						13.500
	4	Stewart Brown	103	4.7	8.8	9.0				13.600	4	Andrew Zymball	209	5.2	8.6	8.4						13.700
	5	Jake Brodarzon	102	5.0	9.4	9.2				14.300	5	Anton Stephenson	216	5.3	8.4	8.4						13.700

P. Bar Score: 67.750 Running Score: 343.200 P. Bar Score: 68.600 Running Score: 338.550

		D							D							AVE						
Name		1	2	3	4	5	nd	AVE	Name		1	2	3	4	5	nd	AVE					
H. BAR	1	Evan Davis	105	4.6	8.4	8.4				13.000	1	Dillan King	218	5.4	7.9	7.5						13.100
	2	Addison Chung	104	4.8	7.6	7.5				12.350	2	Khalil Jackson	212	4.9	7.5	7.2						12.250
	3	Bennet Huang	109	4.4	8.9	8.7				13.200	3	Evan Hymanson	203	5.1	7.7	7.6						12.750
	4	Mitch Mandozzi	111	4.6	7.1	7.4				11.850	4	Griffin Kehler	213	5.0	8.1	8.0						13.050
	5	Andrew Herrador	107	5.0	8.0	8.2				13.100	5	Jake Bonnay	219	5.0	9.0	8.7						13.850

H. Bar Score: 63.500 Running Score: 406.700 H. Bar Score: 65.000 Running Score: 403.550

Final Team Score: 406.700 Final Team Score: 403.550

All-Arounders		All-Arounders	
Name	Score	Name	Score
Herrador	14.200	Kehler	13.700
FX	13.050		12.300
PH	12.700		13.100
SR	14.000		14.100
VT	12.800		13.500
PB	13.100		13.050
HB	79.850		79.750
AA			

Judge's Signatures * FX [Signature] * PH [Signature] * SR [Signature] * VT [Signature] * PB [Signature] * HB [Signature]
 * Head Judge FX [Signature] PH [Signature] SR [Signature] VT [Signature] PB [Signature] HB [Signature]
 Coach's Signature [Signature] 9:13 Coach's Signature [Signature] 9:10 pm

Iowa Vs. Nebraska

Event Results - Floor

Mar 2, 2019

Page: 1

Printed: 3/2/2019 8:48:47 PM

Men / C

Session: 1



Rank	Num	Name	Gym	Diff	E1	E2	Exec	ND	Score
1	216	Anton Stephenson	Nebraska	5.500	9.300	9.200	9.250	...	14.750
2	109	Bennet Huang	Iowa-M	5.300	9.300	9.300	9.300	...	14.600
3	107	Andrew Herrador	Iowa-M	5.300	9.000	8.800	8.900	...	14.200
4T	213	Griffin Kehler	Nebraska	5.100	8.500	8.700	8.600	...	13.700
4T	105	Evan Davis	Iowa-M	5.200	8.600	8.400	8.500	...	13.700
6	219	Jake Bonnay	Nebraska	5.600	8.000	7.800	7.900	...	13.500
7	118	Brandon Wong	Iowa-M	4.500	8.400	8.600	8.500	...	13.000
8	113	Noah Scigliano	Iowa-M	4.800	8.000	8.200	8.100	...	12.900
9	204	Zach Peters	Nebraska	5.500	7.600	7.400	7.500	-0.2	12.800
10	203	Evan Hymanson	Nebraska	5.600	7.000	6.600	6.800	...	12.400

Iowa Vs. Nebraska

Event Results - Pommel

Mar 2, 2019

Page: 1
 Printed: 3/2/2019 8:49:02 PM
 Men / C
 Session: 1



Rank	Num	Name	Gym	Diff	E1	E2	Exec	ND	Score
1	110	Kevin Johnson	Iowa-M	5.000	9.100	8.900	9.000	--	14.000
2	210	Evan Kriley	Nebraska	4.900	8.800	8.600	8.700	--	13.600
3	112	Nick Merryman	Iowa-M	4.900	8.800	8.500	8.650	--	13.550
4	109	Bennet Huang	Iowa-M	4.900	8.400	8.400	8.400	--	13.300
4	109	Bennet Huang	Iowa-M	4.300	8.700	8.900	8.800	--	13.100
5T	104	Addison Chung	Iowa-M	5.100	8.000	8.000	8.000	--	13.100
5T	216	Anton Stephenson	Nebraska	5.300	7.700	7.900	7.800	--	13.100
5T	212	Khalil Jackson	Nebraska	4.100	8.800	9.100	8.950	--	13.050
8T	105	Evan Davis	Iowa-M	4.200	8.900	8.800	8.850	--	13.050
8T	107	Andrew Herrador	Iowa-M	4.900	7.600	7.500	7.550	--	12.450
10	208	Mitch Tyndall	Nebraska	4.200	8.000	8.200	8.100	--	12.300
11	213	Griffin Kehler	Nebraska	4.700	7.600	7.500	7.550	--	12.250
12	207	Josh Martin	Nebraska						

Iowa Vs. Nebraska

Event Results - Rings

Mar 2, 2019

Page: 1
Printed: 3/2/2019 8:48:39 PM

Men / C
Session: 1



Rank	Num	Name	Gym	Diff	E1	E2	Exec	ND	Score
1	102	Jake Brodarzon	Iowa-M	5.200	8.800	8.900	8.850	--	14.050
2	118	Brandon Wong	Iowa-M	5.200	8.600	8.800	8.700	--	13.900
3	101	Tyler Ball	Iowa-M	4.700	9.100	9.000	9.050	--	13.750
4T	214	Jordan King	Nebraska	4.500	9.100	9.300	9.200	--	13.700
4T	202	Joshua Everitt	Nebraska	4.700	9.100	8.900	9.000	--	13.700
6T	104	Addison Chung	Iowa-M	4.400	9.200	9.300	9.250	--	13.650
6T	215	Austin Lober	Nebraska	4.900	8.800	8.700	8.750	--	13.650
8T	112	Nick Merryman	Iowa-M	4.400	9.200	9.000	9.100	--	13.500
8T	203	Evan Hymanson	Nebraska	4.700	8.900	8.700	8.800	--	13.500
10T	213	Griffin Kehler	Nebraska	4.200	8.800	9.000	8.900	--	13.100
10T	207	Josh Martin	Nebraska	4.500	8.700	8.500	8.600	--	13.100
12	107	Andrew Herrador	Iowa-M	4.500	8.300	8.100	8.200	--	12.700

Iowa Vs. Nebraska

Event Results - Vault

Mar 2, 2019

Page: 1
Printed: 3/2/2019 8:48:07 PM

Men / C
Session: 1



Rank	Num	Name	Gym	Diff	E1	E2	Exec	ND	Score
1	206	Charlie Giles	Nebraska	5.200	9.500	9.500	9.500	---	14.700
2	216	Anton Stephenson	Nebraska	5.200	9.400	9.500	9.450	---	14.650
3	104	Addison Chung	Iowa-M	4.900	9.500	9.600	9.550	---	14.450
4	109	Bennet Huang	Iowa-M	4.900	9.400	9.400	9.400	---	14.300
5	103	Stewart Brown	Iowa-M	4.900	9.300	9.400	9.350	---	14.250
6	111	Mitch Mandozzi	Iowa-M	4.800	9.500	9.500	9.500	-0.1	14.200
7	213	Griffin Kehler	Nebraska	4.800	9.300	9.300	9.300	---	14.100
8*	207	Josh Martin	Nebraska	4.800	9.300	9.100	9.200	---	14.000
8*	107	Andrew Herrador	Iowa-M	4.800	9.100	9.300	9.200	---	14.000
10	219	Jake Bonnay	Nebraska	4.800	9.100	8.900	9.000	---	13.800
11	204	Zach Peters	Nebraska	5.200	8.200	8.400	8.300	---	13.500

Iowa Vs. Nebraska

Event Results - P Bars

Mar 2, 2019

Page: 1
Printed: 3/2/2019 9:03:02 PM

Men / C
Session: 1



Rank	Num	Name	Gym	Diff	E1	E2	Exec	ND	Score
1	102	Jake Brodarzon	Iowa-M	5.000	9.400	9.200	9.300	---	14.300
2T	112	Nick Merryman	Iowa-M	4.300	9.600	9.600	9.600	---	13.900
2T	203	Evan Hymanson	Nebraska	5.400	8.600	8.400	8.500	---	13.900
4	218	Dillan King	Nebraska	4.800	9.100	8.900	9.000	---	13.800
5T	209	Andrew Zymball	Nebraska	5.200	8.600	8.400	8.500	---	13.700
5T	216	Anton Stephenson	Nebraska	5.300	8.400	8.400	8.400	---	13.700
7	103	Stewart Brown	Iowa-M	4.700	8.800	9.000	8.900	---	13.600
8	213	Griffin Kehler	Nebraska	4.800	8.600	8.800	8.700	---	13.500
9	111	Mitch Mandozzi	Iowa-M	4.400	8.700	8.800	8.750	---	13.150
10	107	Andrew Herrador	Iowa-M	3.900	8.900	8.900	8.900	---	12.800

Iowa Vs. Nebraska

Event Results - H Bar

Mar 2, 2019



Rank	Num	Name	Gym	Diff	E1	E2	Exec	ND	Score
1	219	Jake Bonnay	Nebraska						
2	109	Bennet Huang	Iowa-M	5.000	9.000	8.700	8.850	--	13.850
3T	107	Andrew Herrador	Iowa-M	4.400	8.900	8.700	8.800	--	13.200
3T	218	Dillan King	Nebraska	5.000	8.000	8.200	8.100	--	13.100
5	213	Griffin Kehler	Nebraska	5.400	7.900	7.500	7.700	--	13.100
6	105	Evan Davis	Iowa-M	5.000	8.100	8.000	8.050	--	13.050
7	203	Evan Hymanson	Nebraska	4.600	8.400	8.400	8.400	--	13.000
8	104	Addison Chung	Iowa-M	5.100	7.700	7.600	7.650	--	12.750
9	212	Khalil Jackson	Nebraska	4.800	7.600	7.500	7.550	--	12.350
10	111	Mitch Mandozzi	Iowa-M	4.900	7.500	7.200	7.350	--	12.250
				4.600	7.100	7.400	7.250	--	11.850







Iowa Vs. Nebraska

Event Results - AA

Mar 2, 2019

Page: 1
Printed: 3/2/2019 9:06:57 PM

Men / C
Session: 1

Rank	Num	Name	Gym							AA
1	107	Andrew Herrador	Iowa-M	14.200	13.050	12.700	14.000	12.800	13.100	79.850
2	213	Griffin Kehler	Nebraska	13.700	12.300	13.100	14.100	13.500	13.050	79.750