

NCAA Gymnastics Score Sheet

Teams: Home Stanford Univ.

Visitor U.C. Berkeley - California

Date Apr 19, 2019

Place State Farm Center

Attendance 0

Name	D	1	2	3	4	5	nd	AVE
1 Connor Lewis	1409	5.7	8.5	8.2	8.5	8.5	8.7	14.200
2 Ryan Sheppard	1416	5.6	8.5	8.5	8.8	8.7	8.5	14.166
3 Bryan Perla	1413	5.5	8.4	8.4	8.4	8.6	8.3	13.900
4 Grant Breckenridge	1403	5.1	9.0	8.6	8.9	8.7	8.7	13.866
5 Bailey Perez	1412	5.6	8.6	8.5	8.6	8.9	8.8	14.266

Floor Score: **70.398** Running Score: **70.398**

Name	D	1	2	3	4	5	nd	AVE
1 Shane Sadiqhi	313	5.3	8.4	8.0	8.4	8.1	8.0	13.466
2 Jonathan Wang	316	5.0	7.1	7.5	7.4	7.2	7.3	12.300
3 Kyte Crigger	303	5.2	7.9	8.0	8.0	7.9	7.7	13.133
4 Darren Wong	317	5.4	9.0	8.8	8.8	8.7	8.5	14.166
5 Aaron Mah	309	5.6	8.4	8.1	8.2	8.1	8.2	13.766

Floor Score: **66.831** Running Score: **66.831**

Name	D	1	2	3	4	5	nd	AVE
1 Andrew Bitner	1402	4.4	7.3	7.2	7.0	7.0	7.3	11.566
2 Ryan Sheppard	1416	5.1	8.1	8.1	8.2	8.1	8.1	13.200
3 Brody Malone	1410	5.3	8.2	7.7	7.7	7.7	7.5	13.000
4 David Jessen	1407	5.0	8.0	7.9	7.4	7.4	7.6	12.633
5 Joey Ringer	1415	5.4	8.7	8.8	8.4	8.4	8.6	13.966

Pommel Score: **64.365** Running Score: **134.763**

Name	D	1	2	3	4	5	nd	AVE
1 Mitchell Awisus	302	5.0	7.4	7.3	7.9	7.3	8.1	12.533
2 Joseph Dixon	304	4.6	7.7	7.7	7.5	7.6	7.4	12.200
3 Darren Wong	317	4.5	7.7	7.8	7.6	8.0	7.5	12.200
4 Matthew Randolph	311	4.8	7.1	7.3	7.1	7.3	7.2	12.000
5 Aaron Mah	309	4.5	7.5	7.9	7.8	8.0	8.0	12.400

Pommel Score: **61.333** Running Score: **128.164**

Name	D	1	2	3	4	5	nd	AVE
1 Andrew Bitner	1402	5.1	8.5	8.5	8.5	8.8		13.600
2 Ryan Sheppard	1416	4.7	9.1	8.8	8.7	9.2	9.0	13.666
3 Thomas Lee	1408	4.9	8.8	8.7	8.4	8.9	9.0	13.700
4 Ian Gunther	1406	4.9	9.3	9.3	9.2	9.5	9.4	14.233
5 Josiah Eng	1405	5.4	8.6	8.9	9.0	8.7	9.0	14.266

Rings Score: **69.465** Running Score: **204.228**

Name	D	1	2	3	4	5	nd	AVE
1 Kyte Crigger	303	4.2	8.9	8.5	8.1	8.6	8.8	12.833
2 Darren Wong	317	4.4	8.8	8.6	8.6	8.6	8.9	13.066
3 Shane Sadiqhi	313	4.6	8.9	8.8	9.0	8.8	8.8	13.433
4 Anton Vorona	315	4.8	8.0	7.4	8.2	7.5	8.2	12.700
5 Aaron Mah	309	4.5	7.9	8.3	8.4	8.5	8.1	12.766

Rings Score: **64.798** Running Score: **192.962**

Name	D	1	2	3	4	5	nd	AVE
1 Curran Phillips	1414	4.8	9.1	9.2	9.3	9.1	9.2	13.966
2 Grant Breckenridge	1403	4.9	9.5	9.6	9.7	9.7	9.7	14.466
3 Brody Malone	1410	5.2	9.4	9.2	9.4	9.3	9.3	14.233
4 Connor Lewis	1409	5.2	9.1	9.2	9.1	9.4	9.3	14.300
5 Bryan Perla	1413	5.2	9.3	9.1	9.4	9.3	9.2	14.466

Vault Score: **71.431** Running Score: **275.659**

Name	D	1	2	3	4	5	nd	AVE
1 Jonathan Wang	316	4.8	9.0	9.2	9.3	9.3	9.3	14.066
2 Caleb Rickard	312	4.8	9.3	9.3	9.3	9.3	9.3	14.100
3 Shane Sadiqhi	313	4.8	9.3	9.1	9.0	9.1	9.1	13.900
4 Asad Jooma	307	4.8	9.3	9.1	9.1	9.3	9.4	14.033
5 Darren Wong	317	4.8	9.4	9.4	9.5	9.5	9.5	14.166

Vault Score: **70.265** Running Score: **263.227**

Name	D	1	2	3	4	5	nd	AVE
1 Jacob Barrus	1401	5.4	8.4	8.5	9.0	8.7	8.8	14.066
2 Curran Phillips	1414	5.5	5.5	6.5	6.8	6.5	6.0	11.833
3 Ryan Sheppard	1416	5.0	6.6	6.1	6.4	6.7	7.0	11.566
4 Grant Breckenridge	1403	5.4	8.3	8.7	8.4	8.4	8.2	13.766
5 Blake Sun	1417	5.7	8.5	8.5	8.9	8.8	8.8	14.400

P. Bar Score: **65.631** Running Score: **341.290**

Name	D	1	2	3	4	5	nd	AVE
1 Jonathan Wang	316	4.6	8.7	8.7	8.5	8.6	8.6	13.233
2 Darren Wong	317	4.6	7.9	8.0	8.2	8.2	8.1	12.700
3 Kyte Crigger	303	5.0	7.4	7.6	7.5	7.6	7.4	12.500
4 Mitchell Awisus	302	4.9	8.2	8.5	8.0	8.2	8.2	13.100
5 Aaron Mah	309	5.1	7.0	7.4	7.3	7.6	7.5	12.500

P. Bar Score: **64.033** Running Score: **327.260**

Name	D	1	2	3	4	5	nd	AVE
1 David Jessen	1407	5.3	8.6	8.4	7.8	8.1	8.8	13.666
2 Ryan Sheppard	1416	5.0	8.8	8.8	8.9	8.8	9.4	13.833
3 Brody Malone	1410	5.6	7.0	6.7	7.2	6.7	7.2	12.566
4 Grant Breckenridge	1403	5.6	8.0	7.8	8.3	7.7	8.0	13.533
5 Jacob Barrus	1401	5.0	7.6	7.7	7.1	7.8	8.1	12.700

H. Bar Score: **66.298** Running Score: **407.588**

Name	D	1	2	3	4	5	nd	AVE
1 Angel Haro	306	4.8	8.1	8.0	7.6	7.6	8.1	12.700
2 Darren Wong	317	4.6	8.1	8.0	7.7	8.6	8.5	12.800
3 Caleb Rickard	312	4.9	8.0	8.4	8.5	8.4	8.0	13.166
4 Kyte Crigger	303	4.8	6.9	6.6	7.2	7.0	7.1	11.800
5 Aaron Mah	309	5.0	8.0	8.0	8.7	8.0	8.4	13.133

H. Bar Score: **63.599** Running Score: **390.859**

Final Team Score: **407.588**

Final Team Score: **390.859**

All-Arounders

All-Arounders

	Sheppard				
FX	14.166				
PH	13.200				
SR	13.666				
VT	14.466				
PB	11.566				
HB	13.833				
AA	80.897				

	Mah	Wong			
	13.766	14.166			
	12.400	12.200			
	12.766	13.066			
	14.266	14.166			
	12.500	12.700			
	13.133	12.800			
	78.831	79.098			

Judge's Signatures * FX Lenny Lucarelli, Ron Hill * PH Clay Strofer, Evan Shaw * SR Jerry Donahue, Sean Monaco * VT Brian Richmond, Mike Heberle * PB Nate Dobson, Tom Dunn * HB George Krenk, Michael Ashe
 * Head Judge FX Reid Holbrook, Bob Whitney, Lance Abie PH Ed Yakuhev, Eric Smith, Eric Briley SR Tom Varner, Vince Miller, Julio Bernel VT Mike Grandick, Howard Steere, Mike Za PB Bob Cass, Dean Dryer, Russ Young HB Brandon Bruen, Dave Johnson, Daniel F







Coach's Signature _____ Coach's Signature _____

2019 NCAA Championships - Qualifier

Team Results

Apr 19, 2019

Men / 10
Session: 1

Rank	Gym	Team	Score						
1	Michigan	X	408.389	71.432 1	64.531 1	69.497 1	71.766 2	65.032 4	66.131 3
2	Stanford	X	407.588	70.398 2	64.365 2	69.465 2	71.431 3	65.631 2	66.298 2
3	Nebraska	X	405.723	69.732 3	63.565 3	67.265 3	72.365 1	65.265 3	67.531 1
4	Minnesota	X	396.059	69.665 4	62.032 4	66.799 4	68.799 5	66.031 1	62.733 6
5	Navy	X	393.123	68.065 5	61.264 6	66.299 5	68.331 6	63.965 6	65.199 4
6	California	X	390.859	66.831 6	61.333 5	64.798 6	70.265 4	64.033 5	63.599 5







2019 NCAA Championships - Qualifier

Event Results - AA

Apr 19, 2019

Page: 1
Printed: 4/19/2019 3:49:07 PM

Men / 10
Session: 1

Rank	Num	Name	Gym							AA
1	601	Cameron Bock	Michigan	14.233	13.466	14.066	14.333	13.833	13.800	83.731
2	719	Shane Wiskus	Minnesota	13.966	12.566	13.466	13.933	14.333	12.833	81.097
3	1416	Ryan Sheppard	Stanford	14.166	13.200	13.666	14.466	11.566	13.833	80.897
4	317	Darren Wong	California	14.166	12.200	13.066	14.166	12.700	12.800	79.098
5	309	Aaron Mah	California	13.766	12.400	12.766	14.266	12.500	13.133	78.831
6	816	Ryan McVay	Navy	13.233	12.566	13.166	13.233	12.800	13.466	78.464
7	1304	Stephen Lewis	Springfield	13.200	12.500	12.600	14.333	12.000	12.200	76.833
8	1303	Trevor Lamberton	Springfield	12.366	9.300	11.333	13.066	12.433	11.666	70.164

2019 NCAA Championships - Qualifier

Page: 1
Printed: 4/19/2019 3:48:45 PM

Event Results - Floor

Men / 10

Apr 19, 2019

Session: 1



Rank	Num	Name	Gym	D	Exec	ND	Score	Out
1T	707	Vitali Kan	Minnesota	5.400	9.200	..	14.600	0.000
1T	619	Kevin Penev	Michigan	5.600	9.000	..	14.600	0.000
3T	820	David Toussaint	Navy	5.400	9.000	..	14.400	0.200
3T	916	Anton Stephenson	Nebraska	5.500	8.900	..	14.400	0.200
5	616	Jacob Moore	Michigan	5.600	8.700	..	14.300	0.300
6	1412	Bailey Perez	Stanford	5.600	8.666	..	14.266	0.334
7	601	Cameron Bock	Michigan	5.600	8.633	..	14.233	0.367
8	1409	Connor Lewis	Stanford	5.700	8.500	..	14.200	0.400
9*	609	Nick Guy	Michigan	5.400	8.766	..	14.166	0.434
9*	317	Darren Wong	California	5.400	8.766	..	14.166	0.434
9T	1416	Ryan Sheppard	Stanford	5.600	8.566	..	14.166	0.434
12	604	Emyre Cole	Michigan	5.600	8.533	..	14.133	0.467
13	902	Jake Bonnay	Nebraska	5.400	8.633	..	14.033	0.567
14T	914	Zach Peters	Nebraska	5.400	8.566	..	13.966	0.634
14T	705	Shaun Herzog	Minnesota	5.500	8.466	..	13.966	0.634
14T	719	Shane Wiskus	Minnesota	5.600	8.366	..	13.966	0.634
17T	907	Griffin Kehler	Nebraska	5.200	8.700	..	13.900	0.700
17T	1413	Bryan Perla	Stanford	5.500	8.400	..	13.900	0.700
19	1403	Grant Breckenridge	Stanford	5.100	8.766	..	13.866	0.734
20	309	Aaron Mah	California	5.600	8.166	..	13.766	0.834
21	714	Eric Nakamura	Minnesota	5.200	8.533	..	13.733	0.867
22	803	Frank Bradley	Navy	5.300	8.466	-0.1	13.666	0.934
23	313	Shane Sadighi	California	5.300	8.166	..	13.466	1.134
24T	819	Ben Provost	Navy	4.600	8.833	..	13.433	1.167
24T	904	Charlie Giles	Nebraska	5.400	8.033	..	13.433	1.167
26	713	Mike Moran	Minnesota	5.500	7.900	..	13.400	1.200
27	108	Frankie Valentin	Air Force	4.700	8.666	..	13.366	1.234
28	802	Lucas Beltran	Navy	5.500	7.833	..	13.333	1.267
29	816	Ryan McVay	Navy	4.900	8.333	..	13.233	1.367
30	1304	Stephen Lewis	Springfield	5.100	8.100	..	13.200	1.400
31	303	Kyte Crigger	California	5.200	7.933	..	13.133	1.467
32	1303	Trevor Lamberton	Springfield	4.100	8.266	..	12.366	2.234
33	316	Jonathan Wang	California	5.000	7.300	..	12.300	2.300
34	102	Ryan Girouard	Air Force	5.100	6.733	-0.3	11.533	3.067
35	103	Christian Kalustian	Air Force	4.900	6.500	..	11.400	3.200

2019 NCAA Championships - Qualifier

Page: 1
Printed: 4/19/2019 3:48:47 PM

Event Results - Pommel

Men / 10
Session: 1

Apr 19, 2019



Rank	Num	Name	Gym	D	Exec	ND	Score	Out
1	1415	Joey Ringer	Stanford	5.400	8.566	..	13.966	0.000
2	708	Justin Karstadt	Minnesota	5.200	8.733	..	13.933	0.033
3	601	Cameron Bock	Michigan	5.600	7.866	..	13.466	0.500
4	616	Jacob Moore	Michigan	5.100	8.333	..	13.433	0.533
5	904	Charlie Giles	Nebraska	4.700	8.600	..	13.300	0.666
6	906	Khalil Jackson	Nebraska	5.100	8.166	..	13.266	0.700
7	1416	Ryan Sheppard	Stanford	5.100	8.100	..	13.200	0.766
8	604	Emyre Cole	Michigan	4.500	8.666	..	13.166	0.800
9	807	Danny Clark	Navy	4.500	8.633	..	13.133	0.833
10	1410	Brody Malone	Stanford	5.300	7.700	..	13.000	0.966
11T	1403	Grant Breckenridge	Stanford	4.500	8.333	..	12.833	1.133
11T	104	Scott McMurray	Air Force	5.300	7.533	..	12.833	1.133
13	715	David Pochinka	Minnesota	4.800	8.000	..	12.800	1.166
14	913	Josh Martin	Nebraska	5.000	7.700	..	12.700	1.266
15T	1407	David Jessen	Stanford	5.000	7.633	..	12.633	1.333
15T	820	David Toussaint	Navy	5.400	7.233	..	12.633	1.333
17T	816	Ryan McVay	Navy	4.300	8.266	..	12.566	1.400
17T	719	Shane Wiskus	Minnesota	5.100	7.466	..	12.566	1.400
19	302	Mitchell Awisus	California	5.000	7.533	..	12.533	1.433
20	1304	Stephen Lewis	Springfield	4.600	7.900	..	12.500	1.466
21	917	Mitch Tyndall	Nebraska	4.600	7.866	..	12.466	1.500
22	612	Mack Lasker	Michigan	5.300	7.133	..	12.433	1.533
23	309	Aaron Mah	California	4.500	7.900	..	12.400	1.566
24T	317	Darren Wong	California	4.500	7.700	..	12.200	1.766
24T	304	Joseph Dixon	California	4.600	7.600	..	12.200	1.766
26T	602	Mitchell Brown	Michigan	4.300	7.733	..	12.033	1.933
26T	712	Henry Meeker	Minnesota	4.900	7.133	..	12.033	1.933
28	311	Matthew Randolph	California	4.800	7.200	..	12.000	1.966
29	910	Evan Kriley	Nebraska	4.700	7.133	..	11.833	2.133
30	916	Anton Stephenson	Nebraska	4.700	7.000	..	11.700	2.266
31	806	Jake Carlson	Navy	4.600	7.066	..	11.666	2.300
32	108	Frankie Valentin	Air Force	4.700	6.900	..	11.600	2.366
33	1402	Andrew Bitner	Stanford	4.400	7.166	..	11.566	2.400
34	817	Ryan Orce	Navy	5.300	5.966	..	11.266	2.700
35	706	Russell Johnson	Minnesota	4.400	6.300	..	10.700	3.266
36	1303	Trevor Lamberton	Springfield	2.800	6.500	..	9.300	4.666

2019 NCAA Championships - Qualifier

Page: 1
Printed: 4/19/2019 3:48:50 PM

Event Results - Rings

Men / 10
Session: 1

Apr 19, 2019



Rank	Num	Name	Gym	D	Exec	ND	Score	Out
1	1405	Josiah Eng	Stanford	5.400	8.866	..	14.266	0.000
2	1406	Ian Gunther	Stanford	4.900	9.333	..	14.233	0.033
3T	605	Ryan Dunning	Michigan	5.400	8.666	..	14.066	0.200
3T	601	Cameron Bock	Michigan	5.500	8.566	..	14.066	0.200
5	621	Marty Strech	Michigan	5.000	8.933	..	13.933	0.333
6	909	Jordan King	Nebraska	4.600	9.200	..	13.800	0.466
7	620	James Read	Michigan	5.200	8.566	..	13.766	0.500
8T	708	Justin Karstadt	Minnesota	4.800	8.900	..	13.700	0.566
8T	1408	Thomas Lee	Stanford	4.900	8.800	..	13.700	0.566
10T	1416	Ryan Sheppard	Stanford	4.700	8.966	..	13.666	0.600
10T	614	Anthony McCallum	Michigan	4.900	8.766	..	13.666	0.600
12	1402	Andrew Bitner	Stanford	5.100	8.500	..	13.600	0.666
13T	917	Mitch Tyndall	Nebraska	4.500	9.066	..	13.566	0.700
13T	903	Joshua Everitt	Nebraska	4.800	8.766	..	13.566	0.700
15T	101	Ethan Esval	Air Force	4.600	8.933	..	13.533	0.733
15T	905	Evan Hymanson	Nebraska	4.700	8.833	..	13.533	0.733
17	706	Russell Johnson	Minnesota	4.800	8.700	..	13.500	0.766
18	719	Shane Wiskus	Minnesota	5.000	8.466	..	13.466	0.800
19T	313	Shane Sadighi	California	4.600	8.833	..	13.433	0.833
19T	715	David Pochinka	Minnesota	4.800	8.633	..	13.433	0.833
21	817	Ryan Orce	Navy	4.500	8.900	..	13.400	0.866
22	808	Christian Correale	Navy	4.500	8.833	..	13.333	0.933
23	821	Josh Williams	Navy	4.800	8.500	..	13.300	0.966
24	806	Jake Carlson	Navy	4.300	8.966	..	13.266	1.000
25	816	Ryan McVay	Navy	4.500	8.666	..	13.166	1.100
26T	317	Darren Wong	California	4.400	8.666	..	13.066	1.200
26T	107	Lukas Texeira	Air Force	4.800	8.266	..	13.066	1.200
28	803	Frank Bradley	Navy	4.400	8.600	..	13.000	1.266
29	303	Kyte Crigger	California	4.200	8.633	..	12.833	1.433
30	916	Anton Stephenson	Nebraska	4.800	8.000	..	12.800	1.466
31	309	Aaron Mah	California	4.500	8.266	..	12.766	1.500
32T	705	Shaun Herzog	Minnesota	4.500	8.200	..	12.700	1.566
32T	315	Anton Vorona	California	4.800	7.900	..	12.700	1.566
34	1304	Stephen Lewis	Springfield	4.500	8.100	..	12.600	1.666
35	108	Frankie Valentin	Air Force	5.000	7.466	..	12.466	1.800
36	1303	Trevor Lamberton	Springfield	3.800	7.533	..	11.333	2.933

2019 NCAA Championships - Qualifier

Page: 1
Printed: 4/19/2019 3:48:52 PM

Event Results - Vault

Men / 10
Session: 1

Apr 19, 2019



Rank	Num	Name	Gym	D	Exec	ND	Score	Out
1	916	Anton Stephenson	Nebraska	5.300	9.666	-.-	14.966	0.000
2*	609	Nick Guy	Michigan	5.200	9.500	-.-	14.700	0.266
2*	604	Emyre Cole	Michigan	5.200	9.500	-.-	14.700	0.266
4*	914	Zach Peters	Nebraska	5.200	9.400	-.-	14.600	0.366
4*	904	Charlie Giles	Nebraska	5.200	9.400	-.-	14.600	0.366
6	619	Kevin Penev	Michigan	4.900	9.600	-.-	14.500	0.466
7T	1403	Grant Breckenridge	Stanford	4.900	9.666	-0.1	14.466	0.500
7T	1416	Ryan Sheppard	Stanford	4.900	9.566	-.-	14.466	0.500
7T	1413	Bryan Perla	Stanford	5.200	9.266	-.-	14.466	0.500
10	703	Ben Eyles	Minnesota	5.200	9.200	-.-	14.400	0.566
11T	1304	Stephen Lewis	Springfield	4.900	9.433	-.-	14.333	0.633
11T	601	Cameron Bock	Michigan	5.200	9.133	-.-	14.333	0.633
13	1409	Connor Lewis	Stanford	5.200	9.200	-0.1	14.300	0.666
14	309	Aaron Mah	California	4.800	9.466	-.-	14.266	0.700
15	1410	Brody Malone	Stanford	5.200	9.333	-0.3	14.233	0.733
16	108	Frankie Valentin	Air Force	4.800	9.400	-.-	14.200	0.766
17T	317	Darren Wong	California	4.800	9.466	-0.1	14.166	0.800
17T	803	Frank Bradley	Navy	4.800	9.366	-.-	14.166	0.800
19	902	Jake Bonnay	Nebraska	4.800	9.333	-.-	14.133	0.833
20	312	Caleb Rickard	California	4.800	9.300	-.-	14.100	0.866
21*	915	Jonathan Scripnick	Nebraska	4.800	9.266	-.-	14.066	0.900
21*	316	Jonathan Wang	California	4.800	9.266	-.-	14.066	0.900
23	307	Asad Jooma	California	4.800	9.233	-.-	14.033	0.933
24	614	Anthony McCallum	Michigan	5.600	8.400	-.-	14.000	0.966
25	1414	Curran Phillips	Stanford	4.800	9.166	-.-	13.966	1.000
26	719	Shane Wiskus	Minnesota	5.200	9.033	-0.3	13.933	1.033
27	313	Shane Sadighi	California	4.800	9.100	-.-	13.900	1.066
28	616	Jacob Moore	Michigan	4.800	9.066	-.-	13.866	1.100
29	813	Travis Keller	Navy	4.800	9.033	-.-	13.833	1.133
30T	820	David Toussaint	Navy	4.400	9.266	-.-	13.666	1.300
30T	713	Mike Moran	Minnesota	5.200	8.766	-0.3	13.666	1.300
32T	708	Justin Karstadt	Minnesota	4.800	8.700	-0.1	13.400	1.566
32T	709	Garrett Kasiski	Minnesota	5.200	8.200	-.-	13.400	1.566
34*	802	Lucas Beltran	Navy	5.200	8.133	-.-	13.333	1.633
34*	801	Nehemiah Baker	Navy	5.200	8.133	-.-	13.333	1.633
36	816	Ryan McVay	Navy	4.000	9.233	-.-	13.233	1.733
37	1303	Trevor Lamberton	Springfield	4.000	9.166	-0.1	13.066	1.900
38	1301	Noah Candocia	Springfield	4.800	8.166	-0.1	12.866	2.100

2019 NCAA Championships - Qualifier

Page: 1
Printed: 4/19/2019 3:48:54 PM

Event Results - P Bars

Men / 10
Session: 1

Apr 19, 2019



Rank	Num	Name	Gym	D	Exec	ND	Score	Out
1	1417	Blake Sun	Stanford	5.700	8.700	..	14.400	0.000
2	719	Shane Wiskus	Minnesota	5.900	8.433	..	14.333	0.067
3	1401	Jacob Barrus	Stanford	5.400	8.666	..	14.066	0.334
4	601	Cameron Bock	Michigan	5.900	7.933	..	13.833	0.567
5	1403	Grant Breckenridge	Stanford	5.400	8.366	..	13.766	0.634
6	817	Ryan Orce	Navy	4.900	8.766	..	13.666	0.734
7*	905	Evan Hymanson	Nebraska	5.400	8.133	..	13.533	0.867
7*	715	David Pochinka	Minnesota	5.400	8.133	..	13.533	0.867
9	908	Dillan King	Nebraska	4.700	8.733	..	13.433	0.967
10T	101	Ethan Esval	Air Force	4.200	9.033	..	13.233	1.167
10T	316	Jonathan Wang	California	4.600	8.633	..	13.233	1.167
10T	718	Ben Winkel	Minnesota	5.100	8.133	..	13.233	1.167
13	814	Dhiren Lutchman	Navy	4.600	8.533	..	13.133	1.267
14T	907	Griffin Kehler	Nebraska	4.800	8.300	..	13.100	1.300
14T	302	Mitchell Awisus	California	4.900	8.200	..	13.100	1.300
14T	604	Emyre Cole	Michigan	5.200	7.900	..	13.100	1.300
17	916	Anton Stephenson	Nebraska	5.100	7.966	..	13.066	1.334
18	616	Jacob Moore	Michigan	4.700	8.233	..	12.933	1.467
19	808	Christian Correale	Navy	4.200	8.666	..	12.866	1.534
20	816	Ryan McVay	Navy	4.800	8.000	..	12.800	1.600
21	708	Justin Karstadt	Minnesota	5.400	7.366	..	12.766	1.634
22	317	Darren Wong	California	4.600	8.100	..	12.700	1.700
23	614	Anthony McCallum	Michigan	5.400	7.200	..	12.600	1.800
24	624	Matt Whitaker	Michigan	4.600	7.966	..	12.566	1.834
25T	303	Kyte Crigger	California	5.000	7.500	..	12.500	1.900
25T	309	Aaron Mah	California	5.100	7.400	..	12.500	1.900
27	1303	Trevor Lamberton	Springfield	3.800	8.633	..	12.433	1.967
28	105	Zack Polen	Air Force	4.800	7.533	..	12.333	2.067
29	711	Timmy Kutyla	Minnesota	5.000	7.166	..	12.166	2.234
30	919	Andrew Zymball	Nebraska	5.100	7.033	..	12.133	2.267
31T	1304	Stephen Lewis	Springfield	4.300	7.700	..	12.000	2.400
31T	106	Allen Shadan	Air Force	5.100	6.900	..	12.000	2.400
33	1302	Jannik Haas	Springfield	4.300	7.633	..	11.933	2.467
34	1414	Curran Phillips	Stanford	5.500	6.333	..	11.833	2.567
35	1416	Ryan Sheppard	Stanford	5.000	6.566	..	11.566	2.834
36	811	Max Gerber	Navy	4.600	6.900	..	11.500	2.900

2019 NCAA Championships - Qualifier

Page: 1
Printed: 4/19/2019 3:48:56 PM

Event Results - H Bar

Men / 10
Session: 1

Apr 19, 2019



Rank	Num	Name	Gym	D	Exec	ND	Score	Out
1	1416	Ryan Sheppard	Stanford	5.000	8.833	-.-	13.833	0.000
2	601	Cameron Bock	Michigan	5.200	8.600	-.-	13.800	0.033
3	1407	David Jessen	Stanford	5.300	8.366	-.-	13.666	0.167
4T	908	Dillan King	Nebraska	4.400	9.233	-.-	13.633	0.200
4T	107	Lukas Texeira	Air Force	5.500	8.133	-.-	13.633	0.200
6	905	Evan Hymanson	Nebraska	5.100	8.466	-.-	13.566	0.267
7T	611	Alec Krystek	Michigan	4.900	8.633	-.-	13.533	0.300
7T	1403	Grant Breckenridge	Stanford	5.600	7.933	-.-	13.533	0.300
9*	902	Jake Bonnay	Nebraska	4.700	8.766	-.-	13.466	0.367
9*	816	Ryan McVay	Navy	4.700	8.766	-.-	13.466	0.367
11*	907	Griffin Kehler	Nebraska	4.800	8.633	-.-	13.433	0.400
11*	906	Khalil Jackson	Nebraska	4.800	8.633	-.-	13.433	0.400
13	704	Michael Harris	Minnesota	4.800	8.600	-.-	13.400	0.433
14	613	Jonathan Liu	Michigan	5.000	8.366	-.-	13.366	0.467
15	805	Cash Buske	Navy	5.000	8.333	-.-	13.333	0.500
16T	621	Marty Strech	Michigan	4.600	8.566	-.-	13.166	0.667
16T	312	Caleb Rickard	California	4.900	8.266	-.-	13.166	0.667
18	309	Aaron Mah	California	5.000	8.133	-.-	13.133	0.700
19	103	Christian Kalustian	Air Force	5.000	8.033	-.-	13.033	0.800
20T	715	David Pochinka	Minnesota	4.700	8.200	-.-	12.900	0.933
20T	811	Max Gerber	Navy	5.300	7.600	-.-	12.900	0.933
22T	1302	Jannik Haas	Springfield	4.300	8.533	-.-	12.833	1.000
22T	719	Shane Wiskus	Minnesota	5.400	7.433	-.-	12.833	1.000
24T	317	Darren Wong	California	4.600	8.200	-.-	12.800	1.033
24T	817	Ryan Orce	Navy	4.800	8.000	-.-	12.800	1.033
26T	819	Ben Provost	Navy	4.600	8.100	-.-	12.700	1.133
26T	306	Angel Haro	California	4.800	7.900	-.-	12.700	1.133
26T	1401	Jacob Barrus	Stanford	5.000	7.700	-.-	12.700	1.133
29	1410	Brody Malone	Stanford	5.600	6.966	-.-	12.566	1.267
30	604	Emyre Cole	Michigan	4.500	7.766	-.-	12.266	1.567
31T	1304	Stephen Lewis	Springfield	3.700	8.500	-.-	12.200	1.633
31T	705	Shaun Herzog	Minnesota	4.700	7.500	-.-	12.200	1.633
33	303	Kyte Crigger	California	4.800	7.000	-.-	11.800	2.033
34	1303	Trevor Lamberton	Springfield	3.700	7.966	-.-	11.666	2.167
35	711	Timmy Kutyla	Minnesota	4.500	6.900	-.-	11.400	2.433